



Event 1  
17 JUN 2024 - 9:30

Men's 400m Individual Medley

Heats


## Results Summary

### Event Number 1

	Record	Splits		Name	NAT Code	Location	Date
<b>WR</b>	4:02.50	54.66	1:56.64	3:04.28	MARCHAND Leon	FRA Fukuoka (JPN)	23 JUL 2023
<b>ER</b>	4:02.50	54.66	1:56.64	3:04.28	MARCHAND Leon	FRA Fukuoka (JPN)	23 JUL 2023
<b>CR</b>	4:09.59	56.59	1:58.76	3:10.72	CSEH Laszlo	HUN Eindhoven (NED)	24 MAR 2008

Rank	Heat	Lane	Name	NAT Code	Date of Birth	R.T.	Time	Time Behind
<b>1</b>	1	4	<b>HOLLO Balazs</b>	HUN	10 FEB 1999	0.71	<b>4:12.46</b>	<b>Q</b>
	50m	26.95	100m 57.15 30.20	150m 1:30.60 33.45	200m 2:03.35 32.75	250m 2:38.98 35.63	300m 3:14.72 35.74	350m 3:44.44 29.72
<b>2</b>	2	4	<b>ZOMBORI Gabor</b>	HUN	8 OCT 2002	0.70	<b>4:13.75</b>	1.29 <b>Q</b>
	50m	25.84	100m 56.11 30.27	150m 1:28.44 32.33	200m 2:00.75 32.31	250m 2:37.14 36.39	300m 3:13.79 36.65	350m 3:44.22 30.43
<b>3</b>	1	5	<b>TOROK Dominik</b>	HUN	16 JUN 2002	0.73	<b>4:14.76</b>	2.30
	50m	26.96	100m 57.63 30.67	150m 1:30.70 33.07	200m 2:03.28 32.58	250m 2:40.04 36.76	300m 3:15.79 35.75	350m 3:45.75 29.96
<b>4</b>	2	3	<b>SARKANY Zalan</b>	HUN	15 OCT 2003	0.65	<b>4:15.16</b>	2.70
	50m	26.43	100m 57.30 30.87	150m 1:31.50 34.20	200m 2:03.95 32.45	250m 2:40.28 36.33	300m 3:16.95 36.67	350m 3:46.25 29.30
<b>5</b>	2	5	<b>PAPASTAMOS Apostolos</b>	GRE	20 MAR 2001	0.71	<b>4:15.97</b>	3.51 <b>Q</b>
	50m	27.48	100m 57.89 30.41	150m 1:30.64 32.75	200m 2:02.92 32.28	250m 2:38.66 35.74	300m 3:14.77 36.11	350m 3:45.68 30.91
<b>6</b>	2	2	<b>TOSCAN Marius</b>	SUI	17 JAN 2002	0.69	<b>4:18.91</b>	6.45 <b>Q</b>
	50m	27.27	100m 58.39 31.12	150m 1:32.47 34.08	200m 2:06.24 33.77	250m 2:42.27 36.03	300m 3:19.35 37.08	350m 3:49.61 30.26
<b>7</b>	2	6	<b>GIOURTZIDIS Daniil</b>	GRE	16 DEC 2002	0.70	<b>4:19.11</b>	6.65 <b>Q</b>
	50m	27.33	100m 58.20 30.87	150m 1:32.25 34.05	200m 2:06.18 33.93	250m 2:42.20 36.02	300m 3:18.30 36.10	350m 3:49.27 30.97
<b>8</b>	1	7	<b>BARCOT Juraj</b>	CRO	24 JUL 2005	0.84	<b>4:20.96</b>	8.50 <b>Q</b>
	50m	27.46	100m 59.15 31.69	150m 1:32.65 33.50	200m 2:04.95 32.30	250m 2:42.59 37.64	300m 3:20.37 37.78	350m 3:51.47 31.10
<b>9</b>	1	3	<b>NAGY Richard</b>	SVK	9 MAR 1993	0.80	<b>4:21.39</b>	8.93 <b>Q</b>
	50m	27.42	100m 57.96 30.54	150m 1:33.28 35.32	200m 2:07.56 34.28	250m 2:44.34 36.78	300m 3:21.78 37.44	350m 3:52.16 30.38
<b>10</b>	2	8	<b>LUKASHEV Heorhii</b>	UKR	26 MAR 2004	0.68	<b>4:21.82</b>	9.36 <b>Q</b>
	50m	27.42	100m 58.02 30.60	150m 1:33.56 35.54	200m 2:08.48 34.92	250m 2:45.53 37.05	300m 3:22.33 36.80	350m 3:53.36 31.03
<b>11</b>	1	6	<b>SOFIKITIS Vasileios</b>	GRE	17 MAY 2004	0.81	<b>4:21.89</b>	9.43
	50m	27.77	100m 59.03 31.26	150m 1:33.79 34.76	200m 2:07.78 33.99	250m 2:44.02 36.24	300m 3:21.27 37.25	350m 3:52.19 30.92
<b>12</b>	1	8	<b>CHMIELEWSKI Krzysztof</b>	POL	8 JUN 2004	0.69	<b>4:21.91</b>	9.45 <b>R</b>
	50m	27.36	100m 57.11 29.75	150m 1:31.39 34.28	200m 2:03.72 32.33	250m 2:43.70 39.98	300m 3:23.06 39.36	350m 3:53.56 30.50
<b>13</b>	2	7	<b>HRABAROV Oleksii</b>	UKR	15 MAY 2005	0.76	<b>4:23.03</b>	10.57 <b>R</b>
	50m	27.78	100m 59.19 31.41	150m 1:33.57 34.38	200m 2:07.03 33.46	250m 2:43.45 36.42	300m 3:20.61 37.16	350m 3:51.75 31.14
<b>14</b>	1	0	<b>FERS ERZEN Anze</b>	SLO	3 MAR 1999	0.75	<b>4:23.63</b>	11.17
	50m	26.81	100m 58.38 31.57	150m 1:32.50 34.12	200m 2:06.10 33.60	250m 2:42.96 36.86	300m 3:21.00 38.04	350m 3:52.69 31.69
<b>15</b>	1	2	<b>JUDICKIJ Michal</b>	CZE	28 OCT 2004	0.71	<b>4:25.06</b>	12.60
	50m	28.10	100m 1:00.29 32.19	150m 1:34.89 34.60	200m 2:08.96 34.07	250m 2:45.06 36.10	300m 3:22.33 37.27	350m 3:54.30 31.97
<b>16</b>	2	1	<b>BURSA Jakub</b>	CZE	17 JAN 2003	0.75	<b>4:25.74</b>	13.28
	50m	27.81	100m 1:00.19 32.38	150m 1:35.16 34.97	200m 2:09.73 34.57	250m 2:46.70 36.97	300m 3:24.27 37.57	350m 3:55.82 31.55

Official Timekeeping by Omega



**Event 1**  
17 JUN 2024 - 9:30

**Men's 400m Individual Medley**

**Heats**

### Results Summary

Event Number 1

Rank	Heat	Lane	Name	NAT Code	Date of Birth	R.T.	Time	Time Behind	
<b>17</b>	1	9	<b>BAUMGARTNER Moritz</b>	AUT	15 JAN 2005	0.70	<b>4:26.36</b>	13.90	
	50m	27.44	100m 58.71 31.27	150m 1:33.49 34.78	200m 2:06.71 33.22	250m 2:44.64 37.93	300m 3:23.55 38.91	350m 3:55.27 31.72	31.09
<b>18</b>	2	0	<b>WENDLAND Finn</b>	GER	18 JUN 2005	0.73	<b>4:27.69</b>	15.23	
	50m	26.77	100m 59.29 32.52	150m 1:33.66 34.37	200m 2:08.00 34.34	250m 2:44.82 36.82	300m 3:23.53 38.71	350m 3:56.35 32.82	31.34
<b>19</b>	2	9	<b>ZEMANSKY Noah</b>	AUT	2 AUG 2006	0.71	<b>4:28.96</b>	16.50	
	50m	28.15	100m 59.44 31.29	150m 1:35.47 36.03	200m 2:09.52 34.05	250m 2:47.45 37.93	300m 3:25.77 38.32	350m 3:58.67 32.90	30.29
	1	1	<b>BEN SHITRIT Eitan</b>	ISR	2 JUN 2003		<b>DNS</b>		

**Legend:**

<b>CR</b>	Championship Record	<b>DNS</b>	Did Not Start	<b>ER</b>	European Record	<b>Q</b>	Qualified for next phase
<b>R</b>	Reserve	<b>R.T.</b>	Reaction Time	<b>WR</b>	World Record		

Official Timekeeping by Omega





Event 2

17 JUN 2024 - 9:42

Women's 100m Freestyle

Heats


## Results Summary

### Event Number 2

	Record	Split	Name	NAT Code	Location	Date
<b>WR</b>	51.71	24.83	SJOESTROEM Sarah	SWE	Budapest (HUN)	23 JUL 2017
<b>ER</b>	51.71	24.83	SJOESTROEM Sarah	SWE	Budapest (HUN)	23 JUL 2017
<b>CR</b>	52.67	25.72	SJOSTROM Sarah	SWE	Berlin (GER)	20 AUG 2014
<b>=CR</b>	52.67	25.24	SJOSTROM Sarah	SWE	Glasgow (GBR)	7 AUG 2018

Rank	Heat	Lane	Name	NAT Code	Date of Birth	R.T.	50m	Time	Time Behind
1	5	4	SEEMANOVA Barbora	CZE	1 APR 2000	0.60	25.83	<b>54.04</b> 28.21	<b>Q</b>
2	5	3	JANICKOVA Barbora	CZE	1 MAY 2000	0.67	26.06	<b>54.55</b> 28.49	0.51 <b>Q</b>
3	5	5	PADAR Nikolett	HUN	30 MAR 2006	0.68	26.70	<b>54.85</b> 28.15	0.81 <b>Q</b>
4	3	5	ANTONIOU Kalia	CYP	6 APR 2000	0.68	26.59	<b>54.88</b> 28.29	0.84 <b>Q</b>
5	3	4	FIEDKIEWICZ Kornelia	POL	5 AUG 2001	0.61	26.23	<b>55.00</b> 28.77	0.96 <b>Q</b>
=6	4	6	JAZY Nina Sandrine	GER	25 NOV 2005	0.65	26.38	<b>55.04</b> 28.66	1.00 <b>Q</b>
=6	5	2	ABRAHAM Minna	HUN	23 MAR 2006	0.75	26.58	<b>55.04</b> 28.46	1.00 <b>Q</b>
8	4	5	SENANSZKY Petra	HUN	10 JAN 1999	0.69	26.25	<b>55.05</b> 28.80	1.01
9	5	6	UGRAI Panna	HUN	18 OCT 2004	0.69	26.61	<b>55.14</b> 28.53	1.10
10	4	2	MUREZ Andrea	ISR	29 JAN 1992	0.71	26.39	<b>55.28</b> 28.89	1.24 <b>Q</b>
11	3	2	KREUNDL Lena	AUT	19 SEP 1997	0.67	26.97	<b>55.41</b> 28.44	1.37 <b>Q</b>
12	4	3	EBBESEN Elisabeth Sabroe	DEN	22 MAR 2002	0.65	26.89	<b>55.43</b> 28.54	1.39 <b>Q</b>
13	4	4	BRO Signe	DEN	5 MAR 1999	0.77	26.92	<b>55.52</b> 28.60	1.48 <b>Q</b>
14	3	1	GOLD Aleksa Merike	EST	3 JAN 2000	0.67	26.88	<b>55.58</b> 28.70	1.54 <b>Q</b>
15	4	1	BERGER Iris Julia	AUT	19 AUG 2004	0.81	26.91	<b>55.61</b> 28.70	1.57 <b>Q</b>
16	3	3	FAMULOK Zuzanna	POL	14 NOV 2003	0.72	26.91	<b>55.65</b> 28.74	1.61 <b>Q</b>
17	5	7	IVAN Teresa	SVK	19 SEP 2003	0.68	26.70	<b>55.83</b> 29.13	1.79 <b>Q</b>
18	3	6	GOLOVATY Daria	ISR	30 AUG 2005	0.68	27.19	<b>55.87</b> 28.68	1.83 <b>Q</b>
19	5	1	MILUTINOVIC Katarina	SRB	13 JAN 2001	0.69	26.79	<b>55.98</b> 29.19	1.94 <b>R</b>
20	4	7	MAIK Julia	POL	23 SEP 2003	0.65	27.04	<b>56.18</b> 29.14	2.14
21	5	8	BERGMAN Hanna	SWE	1 MAY 2001	0.74	27.20	<b>56.31</b> 29.11	2.27 <b>R</b>
22	4	8	MORTSTRAND Elvira	SWE	15 MAR 2023	0.69	27.37	<b>56.42</b> 29.05	2.38
23	2	3	PETKOVA Diana	BUL	10 JUN 2000	0.76	27.28	<b>56.52</b> 29.24	2.48

Official Timekeeping by Omega



Event 2  
17 JUN 2024 - 9:42

Women's 100m Freestyle

Heats

### Results Summary

Event Number 2

Rank	Heat	Lane	Name	NAT Code	Date of Birth	R.T.	50m	Time	Time Behind
24	3	8	PAMMER Cornelia	AUT	9 JUL 2000	0.70	27.26	<b>56.56</b> 29.30	2.52
25	5	0	TEIJONSALO Fanny	FIN	6 FEB 1996	0.60	27.18	<b>56.63</b> 29.45	2.59
26	3	7	POLANSKA Aleksandra	POL	24 SEP 2000	0.75	26.90	<b>56.69</b> 29.79	2.65
27	2	4	PINTAR Tjasa	SLO	15 FEB 1997	0.67	27.55	<b>56.88</b> 29.33	2.84
28	3	0	JELIC Marijana	AUT	11 APR 2004	0.67	27.04	<b>56.98</b> 29.94	2.94
29	4	9	GUDMUNSDOTTIR JE	ISL	7 MAR 2001	0.70	27.72	<b>57.13</b> 29.41	3.09
30	4	0	HADJILOIZOU Anna	CYP	30 OCT 2004	0.66	26.87	<b>57.14</b> 30.27	3.10
31	5	9	KALJEVIC Mina	SRB	27 FEB 2005	0.76	27.69	<b>57.74</b> 30.05	3.70
32	3	9	MARKOVIC Jana	SRB	22 FEB 2004	0.78	27.55	<b>58.07</b> 30.52	4.03
33	2	5	SEKUTI Hana	SLO	26 OCT 2006	0.71	27.72	<b>58.09</b> 30.37	4.05
34	2	7	AVDIC Iman	BIH	23 SEP 2007	0.67	28.19	<b>58.14</b> 29.95	4.10
35	2	2	BLAZHEVSKA EMINOVA Mia	MKD	4 AUG 2005	0.72	27.84	<b>58.29</b> 30.45	4.25
36	2	6	SOINI Aliisa	FIN	8 MAR 2007	0.68	27.72	<b>58.34</b> 30.62	4.30
37	2	1	POGHOSYAN Ani	ARM	4 JUN 2000	0.80	28.40	<b>58.48</b> 30.08	4.44
38	1	4	ALKARAMOVA Fatima	AZE	26 JUN 2002	0.69	28.56	<b>58.70</b> 30.14	4.66
39	2	8	SHEIKHALIZADEHKHAN	AZE	18 JUL 2004	0.73	27.89	<b>58.74</b> 30.85	4.70
40	2	0	CECCARONI Ilaria	SMR	12 JUL 2008	0.71	28.72	<b>59.54</b> 30.82	5.50
41	1	5	KULJACA Jovana	MNE	6 MAY 2004	0.78	28.83	<b>1:00.69</b> 31.86	6.65
42	1	3	DERMISHI Arla	ALB	29 JAN 2010	0.73	29.34	<b>1:02.96</b> 33.62	8.92

<b>Legend:</b>	=	Equal record and rank	CR	Championship Record	ER	European Record	Q	Qualified for next phase
	R	Reserve	R.T.	Reaction Time	WR	World Record		

Official Timekeeping by Omega






### Results Summary

#### Event Number 3

	Record	Name	NAT Code	Location	Date
<b>WR</b>	22.27	GOVOROV Andrii	UKR	Rome (ITA)	1 JUL 2018
<b>ER</b>	22.27	GOVOROV Andrii	UKR	Rome (ITA)	1 JUL 2018
<b>CR</b>	22.48	GOVOROV Andrii	UKR	Glasgow (GBR)	7 AUG 2018

Rank	Heat	Lane	Name	NAT Code	Date of Birth	R.T.	Time	Time Behind
1	4	5	BUKHOV Vladyslav	UKR	5 JUL 2002	0.69	<b>23.33</b>	<b>Q</b>
2	5	4	CHERUTI Meiron Amir	ISR	19 OCT 1997	0.59	<b>23.37</b>	0.04 <b>Q</b>
3	5	5	BILAS Stergios Marios	GRE	21 NOV 2001	0.62	<b>23.42</b>	0.09 <b>Q</b>
4	6	5	BUCHER Simon	AUT	23 MAY 2000	0.63	<b>23.43</b>	0.10 <b>Q</b>
5	6	3	GRACIK Daniel	CZE	15 OCT 2004	0.57	<b>23.45</b>	0.12 <b>Q</b>
6	6	4	SZABO Szebasztian	HUN	11 MAR 1996	0.61	<b>23.49</b>	0.16 <b>Q</b>
7	1	8	KOS Hubert	HUN	28 MAR 2003	0.58	<b>23.51</b>	0.18 <b>Q</b>
=8	4	4	ARMBRUSTER Luca Nik	GER	5 NOV 2001	0.67	<b>23.53</b>	0.20 <b>Q</b>
=8	5	6	MAJERSKI Jakub	POL	18 AUG 2000	0.71	<b>23.53</b>	0.20 <b>Q</b>
10	6	2	SEFL Jan	CZE	10 MAY 1990	0.69	<b>23.59</b>	0.26 <b>Q</b>
11	6	8	MATIC Djurdje	SRB	5 JUL 2000	0.62	<b>23.61</b>	0.28 <b>Q</b>
12	4	3	MILAK Kristof	HUN	20 FEB 2000	0.71	<b>23.63</b>	0.30
13	4	2	PUGGAARD Casper	DEN	14 FEB 2005	0.67	<b>23.66</b>	0.33 <b>Q</b>
14	4	6	ZAITSEV Daniel	EST	13 DEC 1997	0.63	<b>23.70</b>	0.37 <b>Q</b>
15	5	9	MC CUSKER Max	IRL	11 OCT 1999	0.58	<b>23.72</b>	0.39 <b>Q</b>
16	6	6	MILJENIC Nikola	CRO	19 MAY 1998	0.68	<b>23.73</b>	0.40 <b>Q</b>
=17	4	7	POPESCU Denis-Laurean	ROU	17 JUL 2003	0.62	<b>23.79</b>	0.46 <b>?</b>
=17	5	7	TISTAN Tibor	SVK	27 MAY 2003	0.66	<b>23.79</b>	0.46 <b>?</b>
19	1	0	MAKINEN Kalle	FIN	14 MAR 2002	0.70	<b>23.81</b>	0.48 <b>R</b>
20	6	7	HOFF Oskar	SWE	13 DEC 1998	0.65	<b>23.85</b>	0.52
=21	3	5	SOGAARD-ANDERSEN Oliver	DEN	24 OCT 2003	0.60	<b>23.87</b>	0.54
=21	5	2	KOVALOV Arsenii	UKR	25 JUN 2004	0.62	<b>23.87</b>	0.54
23	3	9	KAMMANN Bjorn	GER	30 APR 2001	0.68	<b>23.88</b>	0.55
=24	4	9	KORZENIOWSKI Pawel	POL	9 JUL 1985	0.72	<b>23.95</b>	0.62
=24	6	9	LOVGREN Albin	SWE	2 MAR 1999	0.71	<b>23.95</b>	0.62
=26	4	0	EDL Lukas	AUT	14 NOV 2006	0.67	<b>23.96</b>	0.63
=26	6	1	NICKELSEN Rasmus	DEN	28 FEB 2003	0.66	<b>23.96</b>	0.63
28	6	0	KOUGKOULOS Anastasios	GRE	7 MAR 2003	0.68	<b>23.97</b>	0.64
=29	4	8	JASKIEWICZ Adrian	POL	31 JAN 2002	0.68	<b>24.05</b>	0.72
=29	5	0	KARTAVI Martin	ISR	9 MAR 2004	0.60	<b>24.05</b>	0.72
31	4	1	HENX Julien	LUX	20 JUN 1995	0.63	<b>24.06</b>	0.73
32	3	6	SELIN Artem	GER	21 MAY 2002	0.62	<b>24.17</b>	0.84
33	3	4	MOLLER Frederik	DEN	9 FEB 2002	0.60	<b>24.19</b>	0.86
34	5	1	RATIU George-Adrian	ROU	23 APR 2000	0.66	<b>24.20</b>	0.87
35	3	3	AHTIAINEN Alex	EST	27 JAN 2001	0.60	<b>24.21</b>	0.88
36	5	3	CZERNIAK Konrad	POL	11 JUL 1989	0.71	<b>24.29</b>	0.96
=37	2	6	LUNAK Sebastian	CZE	12 JAN 2002	0.63	<b>24.33</b>	1.00
=37	3	7	KAHL Linus	SWE	17 MAY 2001	0.57	<b>24.33</b>	1.00
39	3	2	MILENKOVIC Milos	MNE	12 JUL 2005	0.64	<b>24.41</b>	1.08
40	2	3	BARSEGHYAN Artur	ARM	29 MAR 2002	0.65	<b>24.48</b>	1.15
41	2	5	SZILAGYI AR	ROU	20 FEB 1998	0.60	<b>24.61</b>	1.28
42	1	1	GERGELY Mihai	ROU	26 JAN 2003	0.63	<b>24.63</b>	1.30

Official Timekeeping by Omega



Event 3

17 JUN 2024 - 9:55

Men's 50m Butterfly

Heats

### Results Summary

Event Number 3


Rank	Heat	Lane	Name	NAT Code	Date of Birth	R.T.	Time	Time Behind
43	3	8	STATKEVICIUS Simon Elias	ISL	24 DEC 2003	0.67	<b>24.64</b>	1.31
44	2	7	JOVANOVIC Luka	SRB	2 OCT 2007	0.63	<b>24.69</b>	1.36
45	2	9	DRACIC Kenan	BIH	21 OCT 2006	0.64	<b>24.77</b>	1.44
=46	2	1	HASIBOVIC SIROTANO	BIH	20 DEC 2003	0.69	<b>24.78</b>	1.45
=46	3	1	VERRETH Noah	BEL	28 JUL 2005	0.68	<b>24.78</b>	1.45
48	1	2	KOXHAKU Grisi	ALB	24 MAR 2006	0.66	<b>24.92</b>	1.59
49	1	4	CVETKO Luka	CRO	27 JUN 2000	0.67	<b>24.93</b>	1.60
=50	2	2	MAKSIC Nemanja	SRB	20 APR 2008	0.64	<b>24.94</b>	1.61
=50	2	4	LOMERO ARENAS Tomas	AND	5 JUL 2001	0.61	<b>24.94</b>	1.61
52	1	3	POPOVIC Petar	SRB	7 JUN 2006	0.64	<b>25.19</b>	1.86
53	3	0	LIUKKONEN Ari-Pekka	FIN	9 FEB 1989	0.70	<b>25.20</b>	1.87
54	2	8	VALIZADE Ramil	AZE	16 FEB 2004	0.67	<b>25.25</b>	1.92
55	1	6	KERMANS Ronens	LAT	15 APR 2004	0.69	<b>25.26</b>	1.93
56	2	0	MICALLEF Kyle	MLT	20 JUN 2001	0.62	<b>25.31</b>	1.98
57	1	5	TURNALI Polat Uzer	TUR	26 AUG 2002	0.65	<b>25.41</b>	2.08
58	1	7	TRAJANOVSKI Nikola	MKD	16 OCT 2002	0.69	<b>26.38</b>	3.05
	5	8	GAMMON Joshua	GBR	22 JUL 2003		<b>DNS</b>	

**Legend:**

?	Involved in swim-off	=	Equal rank	CR	Championship Record	DNS	Did Not Start
ER	European Record	Q	Qualified for next phase	R	Reserve	R.T.	Reaction Time
WR	World Record						

Official Timekeeping by Omega





Event 303  
17 JUN 2024 - 11:25

Men's 50m Butterfly

Heats Swim-off

### Results

#### Event Number 3


	Record	Name	NAT Code	Location	Date
<b>WR</b>	22.27	GOVOROV Andrii	UKR	Rome (ITA)	1 JUL 2018
<b>ER</b>	22.27	GOVOROV Andrii	UKR	Rome (ITA)	1 JUL 2018
<b>CR</b>	22.48	GOVOROV Andrii	UKR	Glasgow (GBR)	7 AUG 2018

Rank	Lane	Name	NAT Code	R.T.	Time	Time Behind
1	4	POPESCU Denis-Laurean	ROU	0.64	<b>23.48</b>	
2	5	TISTAN Tibor	SVK	0.66	<b>23.76</b>	0.28

**Legend:**

**CR** Championship Record      **ER** European Record      **R.T.** Reaction Time      **WR** World Record

Official Timekeeping by Omega



**Event 4**  
17 JUN 2024 - 10:07

**Women's 200m Backstroke**

**Heats**

## Results Summary

### Event Number 4


	Record	Splits		Name	NAT Code	Location	Date
<b>WR</b>	2:03.14	29.34	1:00.73	1:31.84	McKEOWN Kaylee	AUS	Sydney (AUS) 10 MAR 2023
<b>ER</b>	2:04.94	30.23	1:02.21	1:33.58	ZUEVA Anastasia	RUS	Rome (ITA) 1 AUG 2009
<b>CR</b>	2:06.08	30.23	1:01.95	1:34.22	PANZIERA Margherita	ITA	Budapest (HUN) 23 MAY 2021

Rank	Heat	Lane	Name	NAT Code	Date of Birth	R.T.	50m	100m	150m	Time	Time Behind
1	3	4	<b>SZABO FELTOTHY Eszter</b>	HUN	4 JAN 2002	0.63	31.33	1:04.30	1:37.49	<b>2:09.77</b>	<b>Q</b>
								32.97	33.19	32.28	
2	1	5	<b>MOLNAR Dora</b>	HUN	29 JUN 2006	0.58	30.96	1:03.66	1:37.10	<b>2:09.92</b>	0.15 <b>Q</b>
								32.70	33.44	32.82	
3	1	3	<b>BURIAN Katalin</b>	HUN	17 JAN 1995	0.66	31.28	1:04.96	1:38.18	<b>2:10.63</b>	0.86
								33.68	33.22	32.45	
4	1	4	<b>MCGILL Holly</b>	GBR	11 JUN 2005	0.68	31.04	1:03.97	1:37.46	<b>2:10.75</b>	0.98 <b>Q</b>
								32.93	33.49	33.29	
5	3	5	<b>PISKORSKA Adela</b>	POL	16 NOV 2003	0.57	30.72	1:03.42	1:37.54	<b>2:11.35</b>	1.58 <b>Q</b>
								32.70	34.12	33.81	
6	3	3	<b>REBELO Camila</b>	POR	3 FEB 2003	0.58	31.60	1:05.10	1:38.62	<b>2:11.42</b>	1.65 <b>Q</b>
								33.50	33.52	32.80	
7	2	5	<b>BARZELAY Aviv</b>	ISR	28 MAY 2002	0.58	31.50	1:04.55	1:38.39	<b>2:12.10</b>	2.33 <b>Q</b>
								33.05	33.84	33.71	
8	3	6	<b>WERNER Maya</b>	GER	26 APR 2005	0.68	31.05	1:04.32	1:38.59	<b>2:12.85</b>	3.08 <b>Q</b>
								33.27	34.27	34.26	
9	2	3	<b>GEORGIEVA Gabriela</b>	BUL	16 JUN 1997	0.62	31.19	1:04.64	1:38.87	<b>2:12.90</b>	3.13 <b>Q</b>
								33.45	34.23	34.03	
10	1	6	<b>PRISECARIU Aissia-Claudia</b>	ROU	15 APR 2008	0.60	31.48	1:05.93	1:40.40	<b>2:13.89</b>	4.12 <b>Q</b>
								34.45	34.47	33.49	
11	2	6	<b>SALCUTAN Tatiana</b>	MDA	16 APR 2001	0.71	31.60	1:05.72	1:40.05	<b>2:14.01</b>	4.24 <b>Q</b>
								34.12	34.33	33.96	
12	2	7	<b>JACKL Vivien</b>	HUN	17 OCT 2008	0.69	31.79	1:05.69	1:40.35	<b>2:14.21</b>	4.44
								33.90	34.66	33.86	
13	3	7	<b>SHARAFUTDINOVA Nika</b>	UKR	14 JUN 2005	0.68	31.00	1:04.68	1:39.41	<b>2:14.40</b>	4.63 <b>Q</b>
								33.68	34.73	34.99	
14	2	4	<b>BERNAT Laura</b>	POL	28 SEP 2005	0.69	31.99	1:05.96	1:40.62	<b>2:14.91</b>	5.14 <b>Q</b>
								33.97	34.66	34.29	
15	1	2	<b>MURDOCK Justine Elizabeth</b>	LTU	2 JUN 2003	0.64	31.85	1:06.11	1:41.10	<b>2:16.25</b>	6.48 <b>Q</b>
								34.26	34.99	35.15	
16	2	1	<b>CULLEN Lottie</b>	IRL	1 SEP 2004	0.61	32.27	1:07.24	1:42.38	<b>2:16.95</b>	7.18 <b>Q</b>
								34.97	35.14	34.57	
17	3	2	<b>SORENSEN Karoline</b>	DEN	19 FEB 2002	0.62	32.33	1:06.79	1:41.74	<b>2:17.00</b>	7.23 <b>Q</b>
								34.46	34.95	35.26	
18	1	1	<b>MIENIS Tom</b>	ISR	15 MAR 2005	0.60	31.53	1:05.91	1:41.51	<b>2:17.08</b>	7.31 <b>Q</b>
								34.38	35.60	35.57	
19	2	2	<b>GRABOWSKI Lena</b>	AUT	10 SEP 2002	0.67	32.79	1:07.57	1:42.51	<b>2:17.29</b>	7.52 <b>R</b>
								34.78	34.94	34.78	
20	3	1	<b>BORER Fanny</b>	SUI	7 APR 1996	0.62	32.62	1:07.87	1:43.42	<b>2:17.44</b>	7.67 <b>R</b>
								35.25	35.55	34.02	
21	3	8	<b>GOLD Aleksa Merike</b>	EST	3 JAN 2000	0.61	32.46	1:06.72	1:42.89	<b>2:17.93</b>	8.16
								34.26	36.17	35.04	
22	1	7	<b>TABOR Schastine</b>	DEN	18 FEB 2005	0.53	31.71	1:06.65	1:42.70	<b>2:18.32</b>	8.55
								34.94	36.05	35.62	
23	2	8	<b>HEGMEGI Annie</b>	SWE	5 MAY 2003	0.69	32.67	1:06.92	1:43.09	<b>2:19.76</b>	9.99
								34.25	36.17	36.67	

Official Timekeeping by Omega







Event 4  
17 JUN 2024 - 10:07

Women's 200m Backstroke

Heats

### Results Summary


Event Number 4

Rank	Heat	Lane	Name	NAT Code	Date of Birth	R.T.	50m	100m	150m	Time	Time Behind
24	1	8	KRSTEVSKA Mia	MKD	18 AUG 2001	0.64	32.50	1:08.43 35.93	1:46.04 37.61	<b>2:23.12</b> 37.08	13.35
25	3	0	ERLENSDOTTIR Elisabeth	FRO	3 JUN 2005	0.68	32.71	1:08.89 36.18	1:46.05 37.16	<b>2:23.85</b> 37.80	14.08
26	2	0	XHEMOLLARI Vivian	ALB	16 SEP 2006	0.75	33.75	1:10.58 36.83	1:48.79 38.21	<b>2:26.65</b> 37.86	16.88

**Legend:**

<b>CR</b>	Championship Record	<b>ER</b>	European Record	<b>Q</b>	Qualified for next phase	<b>R</b>	Reserve
<b>R.T.</b>	Reaction Time	<b>WR</b>	World Record				

Official Timekeeping by Omega



Event 5  
17 JUN 2024 - 10:19

Men's 100m Breaststroke

Heats


### Results Summary

#### Event Number 5

	Record	Split	Name	NAT Code	Location	Date
<b>WR</b>	56.88	26.63	PEATY Adam	GBR	Gwangju (KOR)	21 JUL 2019
<b>ER</b>	56.88	26.63	PEATY Adam	GBR	Gwangju (KOR)	21 JUL 2019
<b>CR</b>	57.10	26.75	PEATY Adam	GBR	Glasgow (GBR)	4 AUG 2018

Rank	Heat	Lane	Name	NAT Code	Date of Birth	R.T.	50m	Time	Time Behind
1	5	5	SIDLAUSKAS Andrius	LTU	6 APR 1997	0.64	27.54	<b>59.36</b> 31.82	<b>Q</b>
2	4	4	IMOUDU MAM	GER	27 JAN 1999	0.74	27.81	<b>59.43</b> 31.62	0.07 <b>Q</b>
3	5	6	POLONSKY Ron	ISR	28 MAR 2001	0.70	28.48	<b>1:00.07</b> 31.59	0.71 <b>Q</b>
4	5	4	MATZERATH Lucas Joachim	GER	3 MAY 2000	0.70	28.30	<b>1:00.09</b> 31.79	0.73 <b>Q</b>
5	3	4	OGRETIR Berkay Omer	TUR	16 FEB 1998	0.68	28.14	<b>1:00.33</b> 32.19	0.97 <b>Q</b>
6	3	2	EPITROPOV Lyubomir	BUL	27 APR 1999	0.67	28.52	<b>1:00.37</b> 31.85	1.01 <b>Q</b>
7	3	5	KALUSOWSKI Jan	POL	12 MAR 2000	0.65	28.51	<b>1:00.39</b> 31.88	1.03 <b>Q</b>
8	5	3	GREENE Darragh	IRL	20 OCT 1996	0.65	28.48	<b>1:00.53</b> 32.05	1.17 <b>Q</b>
9	5	2	BAYER Valentin	AUT	8 DEC 1999	0.63	28.13	<b>1:00.61</b> 32.48	1.25 <b>Q</b>
10	4	5	REITSHAMMER Bernhard	AUT	17 JUN 1994	0.69	27.96	<b>1:00.64</b> 32.68	1.28 <b>Q</b>
11	4	3	DE GEUS Noel	GER	12 OCT 2000	0.66	28.17	<b>1:00.66</b> 32.49	1.30
12	3	6	ITZHAKI Jonathan	ISR	5 JAN 2004	0.66	28.72	<b>1:00.70</b> 31.98	1.34 <b>Q</b>
13	3	3	SAKCI Huseyin Emre	TUR	15 NOV 1997	0.63	27.73	<b>1:00.73</b> 33.00	1.37 <b>Q</b>
14	3	1	PITSHUGIN Kristian	ISR	18 JUL 2001	0.54	28.21	<b>1:01.11</b> 32.90	1.75
15	3	7	LISOVETS Volodymyr	UKR	30 MAY 2004	0.70	28.48	<b>1:01.20</b> 32.72	1.84 <b>Q</b>
16	4	7	DESPLANCHES Jeremy	SUI	7 AUG 1994	0.62	28.88	<b>1:01.36</b> 32.48	2.00 <b>Q</b>
17	4	6	CORBAY Eoin	IRL	16 JAN 2002	0.68	28.89	<b>1:01.39</b> 32.50	2.03 <b>Q</b>
18	5	8	NETRH Vojtech	CZE	29 JAN 2002	0.68	28.86	<b>1:01.41</b> 32.55	2.05 <b>Q</b>
19	4	2	OVCHINNIKOV Maksym	UKR	18 MAY 2003	0.67	28.83	<b>1:01.51</b> 32.68	2.15 <b>R</b>
20	3	8	ELSGAARD Elias	DEN	25 JAN 2004	0.66	28.95	<b>1:01.52</b> 32.57	2.16 <b>R</b>
21	4	0	REISEN BRAGA SOARE	LUX	7 OCT 2003	0.67	29.22	<b>1:01.64</b> 32.42	2.28
22	2	6	EINARSSON Snorri Dagur	ISL	5 APR 2005	0.61	28.81	<b>1:01.66</b> 32.85	2.30
23	5	7	STEVENS Peter John	SLO	1 JUN 1995	0.59	28.44	<b>1:01.74</b> 33.30	2.38

Official Timekeeping by Omega



Event 5  
17 JUN 2024 - 10:19

Men's 100m Breaststroke


Heats

### Results Summary

Event Number 5

Rank	Heat	Lane	Name	NAT Code	Date of Birth	R.T.	50m	Time	Time Behind
24	2	3	BOBROVS Daniils	LAT	8 OCT 1997	0.66	29.14	<b>1:01.88</b> 32.74	2.52
25	2	7	SVET Denis	MDA	14 MAR 2004	0.64	28.72	<b>1:01.93</b> 33.21	2.57
26	5	1	SABEV Tonislav	BUL	13 DEC 2002	0.65	28.58	<b>1:02.02</b> 33.44	2.66
27	3	9	TOUMARKIN Yakov Yan	ISR	15 FEB 1992	0.67	29.40	<b>1:02.13</b> 32.73	2.77
28	5	0	ROTHBAUER Christopher	AUT	29 JAN 1998	0.69	29.42	<b>1:02.15</b> 32.73	2.79
29	4	9	BRAATEN Joergen S.	NOR	2 JUN 1995	0.63	29.23	<b>1:02.21</b> 32.98	2.85
30	4	8	ASPOUGALIS AG	GRE	21 FEB 2001	0.65	29.07	<b>1:02.38</b> 33.31	3.02
31	1	5	AGUSTSSON Einar Margeir	ISL	11 JUL 2005	0.62	28.82	<b>1:02.39</b> 33.57	3.03
32	5	9	GAUR Jonas	DEN	31 MAR 2005	0.65	29.03	<b>1:02.48</b> 33.45	3.12
33	2	9	KEMP Finn Murray Moses	LUX	17 APR 2005	0.66	29.16	<b>1:02.54</b> 33.38	3.18
34	3	0	COOKE Uiseann	IRL	24 DEC 2001	0.60	28.82	<b>1:02.89</b> 34.07	3.53
35	2	2	ALLAVERDI Nusrat	TUR	19 DEC 2007	0.69	29.53	<b>1:03.03</b> 33.50	3.67
36	2	5	ZIVANOVIC Uros	SRB	30 JUN 2005	0.63	28.95	<b>1:03.14</b> 34.19	3.78
37	2	1	KOKKO Olli	FIN	18 APR 1994	0.65	29.33	<b>1:03.33</b> 34.00	3.97
38	2	8	BOJCIC Jovan	SRB	24 APR 1997	0.74	28.92	<b>1:03.47</b> 34.55	4.11
39	2	4	LINDHOLM Davin	FIN	16 JUL 2004	0.78	28.76	<b>1:04.16</b> 35.40	4.80
40	1	4	IHALAINEN Jami	FIN	23 NOV 2003	0.70	29.38	<b>1:04.24</b> 34.86	4.88
41	1	8	JANECEK Vojtech	CZE	21 AUG 2001	0.72	28.93	<b>1:04.35</b> 35.42	4.99
42	1	7	PRIEDNIEKS Marko	LAT	18 JUN 2001	0.66	30.01	<b>1:04.54</b> 34.53	5.18
43	1	2	ERADZE Luka	GEO	27 JUN 2002	0.70	29.57	<b>1:04.61</b> 35.04	5.25
44	1	1	KAKTINS Matiss	LAT	2 DEC 2005	0.65	29.92	<b>1:04.67</b> 34.75	5.31
45	1	6	NYBERG Julius	FIN	14 AUG 2002	0.72	28.80	<b>1:04.78</b> 35.98	5.42
46	1	3	RADJENOVIC Matija	SRB	9 JAN 2006	0.63	30.42	<b>1:05.34</b> 34.92	5.98
47	1	0	EIDESGAARD BE	FRO	10 JUN 2003	0.66	30.50	<b>1:05.70</b> 35.20	6.34
48	1	9	QARRI Even	ALB	23 OCT 2003	0.69	32.76	<b>1:10.03</b> 37.27	10.67
	2	0	GARTMANN Gian-Luca	SUI	10 JUN 2003			<b>DNS</b>	

Official Timekeeping by Omega



Event 5

17 JUN 2024 - 10:19

Men's 100m Breaststroke

Heats

### Results Summary

Event Number 5

Rank	Heat	Lane	Name	NAT Code	Date of Birth	R.T.	50m	Time	Time Behind
	4	1	PERSSON Erik	SWE	12 JAN 1994			DNS	

**Legend:**

<b>CR</b>	Championship Record	<b>DNS</b>	Did Not Start	<b>ER</b>	European Record	<b>Q</b>	Qualified for next phase
<b>R</b>	Reserve	<b>R.T.</b>	Reaction Time	<b>WR</b>	World Record		

Official Timekeeping by Omega



Event 305  
17 JUN 2024 - 11:25

Men's 100m Breaststroke

Heats Swim-off

## Results

### Event Number 5


	Record	Split	Name	NAT Code	Location	Date
<b>WR</b>	56.88	26.63	PEATY Adam	GBR	Gwangju (KOR)	21 JUL 2019
<b>ER</b>	56.88	26.63	PEATY Adam	GBR	Gwangju (KOR)	21 JUL 2019
<b>CR</b>	57.10	26.75	PEATY Adam	GBR	Glasgow (GBR)	4 AUG 2018

Rank	Lane	Name	NAT Code	R.T.	50m	Time	Time Behind
1	4	<b>BOJCIC Jovan</b>	SRB		(1) 28.55	<b>59.17</b> 30.62	
2	5	<b>KEMP Finn Murray Moses</b>	LUX		(2) 29.32	<b>59.67</b> 30.35	0.50
3	3	<b>LISOVETS Volodymyr</b>	UKR		(3) 29.78	<b>1:00.13</b> 30.35	0.96

**Legend:**

**CR** Championship Record      **ER** European Record      **R.T.** Reaction Time      **WR** World Record

Official Timekeeping by Omega



Event 6  
17 JUN 2024 - 10:33

Women's 4 x 200m Freestyle Relay

Heats

### Results Summary


Event Number 6

	Record	Splits		NAT (Relay)		Location	Date
<b>WR</b>	7:37.50	1:53.66	3:49.29	5:45.09	AUS - Australia	Fukuoka (JPN)	27 JUL 2023
<b>ER</b>	7:45.51	1:55.98	3:52.76	5:49.18	GBR - Great Britain	Rome (ITA)	30 JUL 2009
<b>CR</b>	7:50.53	1:58.34	3:55.97	5:54.03	ITA - Italy	Berlin (GER)	21 AUG 2014

Rank	Heat	Lane	NAT / Name	R.T.	50m	100m	150m	200m	Time	Time Behind
1	1	4	<b>HUN - Hungary</b>						<b>8:03.82</b>	<b>Q</b>
			ABRAHAM Minna	0.70	27.79	58.13	1:29.41	2:00.79		
			JAKABOS Zsuzsanna	0.60	28.21	58.61	1:29.95	2:01.13	4:01.92	
			UGRAI Panna	0.53	28.12	58.53	1:29.27	1:59.99	6:01.91	
			PADAR Nikolett	0.50	28.57	1:00.01	1:32.11	2:01.91		
2	1	1	<b>ISR - Israel</b>						<b>8:04.85</b>	1.03 <b>Q</b>
			GOLOVATY Daria	0.66	27.94	58.07	1:29.32	2:00.48		
			POLONSKY Lea	0.22	28.36	59.69	1:31.21	2:02.50	4:02.98	
			MUREZ Andrea	0.29	28.26	59.19	1:30.33	2:01.67	6:04.65	
			SPITZ Ayla Riley	0.18	27.62	58.08	1:29.05	2:00.20		
3	1	2	<b>TUR - Türkiye</b>						<b>8:05.87</b>	2.05 <b>Q</b>
			GUVENC Gizem	0.72	27.74	57.69	1:28.85	2:00.71		
			OZDEMIR Ela Naz	0.14	27.99	59.05	1:30.38	2:01.16	4:01.87	
			DONMEZ Ecem	0.25	28.78	59.71	1:30.77	2:01.70	6:03.57	
			BILGIN Zehra Duru	0.30	28.33	59.42	1:30.94	2:02.30		
4	1	6	<b>SLO - Slovenia</b>						<b>8:22.82</b>	19.00 <b>Q</b>
			SEGEL Janja	0.73	27.73	57.35	1:27.66	1:57.87		
			SEKUTI Hana	0.62	28.94	1:00.55	1:33.01	2:04.95	4:02.82	
			PINTAR Tjasa	0.21	29.42	1:01.97	1:35.57	2:08.81	6:11.63	
			FAIN Katja	0.46	30.36	1:04.00	1:38.26	2:11.19		
5	1	7	<b>AUT - Austria</b>						<b>8:25.43</b>	21.61 <b>Q</b>
			PAMMER Cornelia	0.72	28.74	59.84	1:32.26	2:04.93		
			OPATRIL Lena	0.27	29.56	1:01.88	1:34.89	2:05.94	4:10.87	
			KREUNDL Lena	0.39	28.79	1:00.38	1:32.92	2:05.24	6:16.11	
			BERGER Iris Julia	0.32	29.65	1:02.28	1:36.33	2:09.32		
6	1	3	<b>SVK - Slovakia</b>						<b>8:25.84</b>	22.02 <b>Q</b>
			SPRLAKOVA-ZMOROVA Olivia Ana	0.77	29.21	1:00.61	1:34.34	2:08.09		
			POTOCKA Tamara	0.26	28.14	59.22	1:31.58	2:02.78	4:10.87	
			RIPKOVA Zora	0.29	28.69	1:00.66	1:33.54	2:06.51	6:17.38	
			BENKOVA Laura	0.55	28.90	1:01.34	1:35.11	2:08.46		
7	1	8	<b>GER - Germany</b>						<b>8:27.61</b>	23.79 <b>Q</b>
			KULLMANN Leonie Marlen	0.72	29.21	59.92	1:31.58	2:02.93		
			RIEDER Celine	0.52	29.27	1:00.84	1:32.80	2:04.53	4:07.46	
			MAIER Nicole	0.58	28.79	1:00.75	1:33.45	2:06.26	6:13.72	
			WERNER Maya	0.38	31.02	1:05.21	1:39.65	2:13.89		
8	1	5	<b>ARM - Armenia</b>						<b>9:02.18</b>	58.36 <b>Q</b>
			MUSAYELYAN Diana	0.72	29.93	1:02.48	1:36.76	2:10.83		
			POGHOSYAN Ani	0.53	30.92	1:04.88	1:39.83	2:13.53	4:24.36	
			MANUCHARYAN Varsenik	0.37	31.14	1:06.13	1:41.95	2:14.94	6:39.30	
			KARAPETYAN Yeva	0.62	32.57	1:09.24	1:46.99	2:22.88		
1	0	0	<b>SRB - Serbia</b>						<b>DNS</b>	

Legend:	
<b>CR</b>	Championship Record
<b>R.T.</b>	Reaction Time
<b>DNS</b>	Did Not Start
<b>WR</b>	World Record
<b>ER</b>	European Record
<b>Q</b>	Qualified for next phase

Official Timekeeping by Omega



Event 7  
17 JUN 2024 - 10:43

Men's 4 x 200m Freestyle Relay

Heats


## Results Summary

### Event Number 7

	Record	Splits	NAT (Relay)	Location	Date		
<b>WR</b>	6:58.55	1:44.49	3:28.62	5:14.09	USA - United States of America	Rome (ITA)	31 JUL 2009
<b>ER</b>	6:58.58	1:45.72	3:30.12	5:15.13	GBR - Great Britain	Tokyo (JPN)	28 JUL 2021
<b>CR</b>	7:03.48	1:45.15	3:30.54	5:17.06	RUS - Russian Federation	Budapest (HUN)	19 MAY 2021

Rank	Heat	Lane	NAT / Name	R.T.	50m	100m	150m	200m	Time	Time Behind
1	2	4	<b>LTU - Lithuania</b>						<b>7:09.75</b>	<b>Q</b>
			NAVIKONIS Tomas	0.71	25.29	52.45	1:19.94	1:47.43		
			LUKMINAS Tomas	0.09	24.39	51.58	1:18.93	1:46.90	3:34.33	
			TREPOCKA Kristupas	0.09	24.18	50.60	1:19.40	1:47.52	5:21.85	
			JAZDAUSKAS Rokas	0.35	24.24	51.72	1:19.94	1:47.90		
2	2	2	<b>ISR - Israel</b>						<b>7:11.53</b>	1.78 <b>Q</b>
			BEN SHITRIT Eitan	0.63	25.22	51.96	1:19.74	1:48.51		
			SOLOVEYCHIK Bar	0.11	25.18	52.22	1:19.64	1:46.73	3:35.24	
			YOAV Romano	0.17	24.85	52.00	1:19.77	1:48.20	5:23.44	
			COHEN GROUMI Gal	0.19	24.39	51.90	1:20.06	1:48.09		
3	2	6	<b>HUN - Hungary</b>						<b>7:16.10</b>	6.35 <b>Q</b>
			MARTON Richard	0.61	25.25	52.83	1:20.69	1:48.37		
			KOS Hubert	0.30	24.88	52.64	1:20.25	1:47.67	3:36.04	
			KOVACS Attila	0.36	26.09	53.43	1:21.56	1:49.86	5:25.90	
			MAGDA Boldizsar	0.46	24.32	51.96	1:20.96	1:50.20		
4	1	2	<b>GER - Germany</b>						<b>7:16.22</b>	6.47 <b>Q</b>
			SCHMIDT Danny	0.64	24.72	51.67	1:19.91	1:48.54		
			ZOBEL Marius	0.32	25.24	53.00	1:21.50	1:50.72	3:39.26	
			PESCHKE Philipp	0.36	24.84	51.92	1:19.79	1:47.76	5:27.02	
			BASCHNITT Jarno	0.38	24.73	52.35	1:20.83	1:49.20		
5	2	7	<b>CRO - Croatia</b>						<b>7:16.23</b>	6.48 <b>Q</b>
			JANKOVIC Niko	0.72	25.36	52.37	1:20.26	1:48.03		
			SIVEC Vili	0.34	25.10	53.07	1:20.86	1:48.75	3:36.78	
			MOGIC Marin	0.43	25.73	53.40	1:21.82	1:50.43	5:27.21	
			PERCINIC Karlo	0.35	25.26	53.10	1:21.56	1:49.02		
6	2	3	<b>GRE - Greece</b>						<b>7:18.42</b>	8.67 <b>Q</b>
			VAZAIOS Andreas	0.59	24.87	52.23	1:20.57	1:50.01		
			ENGLEZAKIS Konstantinos	0.38	25.52	53.83	1:22.25	1:50.67	3:40.68	
			STAMOU Konstantinos Emmanouil	0.33	24.40	52.17	1:20.86	1:49.41	5:30.09	
			MARKOS Dimitrios	0.42	24.98	52.49	1:20.84	1:48.33		
7	1	6	<b>IRL - Ireland</b>						<b>7:18.71</b>	8.96 <b>Q</b>
			MC GEEVER Finn	0.73	26.23	53.80	1:22.43	1:50.76		
			BAILEY Evan	0.24	24.92	52.22	1:20.37	1:48.50	3:39.26	
			CASSIN Jack	0.35	25.92	54.01	1:22.40	1:50.21	5:29.47	
			RYNN Cormac	0.42	25.92	53.73	1:21.71	1:49.24		
8	1	7	<b>BUL - Bulgaria</b>						<b>7:19.20</b>	9.45 <b>Q</b>
			YANCHEV Yordan	0.68	25.52	52.83	1:21.17	1:49.78		
			NANKOV Deniel	0.26	23.96	50.96	1:18.93	1:49.05	3:38.83	
			LEVTEROV Kaloyan	0.24	25.85	54.11	1:22.92	1:50.88	5:29.71	
			BRATANOV Kaloyan	0.29	25.59	53.76	1:22.05	1:49.49		
9	1	5	<b>SLO - Slovenia</b>						<b>7:24.62</b>	14.87 <b>R</b>
			BOSKAN Saso	0.63	25.74	53.22	1:20.86	1:48.58		
			FURLAN STULAR Arne	0.32	25.43	53.37	1:22.87	1:52.00	3:40.58	
			SENICA PAVLETIC Primož	0.27	26.64	54.49	1:23.24	1:52.43	5:33.01	
			PUSNIK Jaka	0.12	25.39	53.59	1:22.68	1:51.61		

Official Timekeeping by Omega



**Event 7**  
17 JUN 2024 - 10:43

**Men's 4 x 200m Freestyle Relay**

**Heats**

### Results Summary

#### Event Number 7


Rank	Heat	Lane	NAT / Name	R.T.	50m	100m	150m	200m	Time	Time Behind	
10	1	4	<b>SUI - Switzerland</b>						<b>7:25.45</b>	15.70 R	
			BEHAR Tiago	0.68	25.48	53.59	1:22.51	1:51.17			
			DESPLANCHES Jeremy	0.36	25.58	53.70	1:23.41	1:52.10			3:43.27
			TOSCAN Marius	0.36	26.39	54.94	1:23.38	1:51.27			5:34.54
			GARTMANN Gian-Luca	0.30	24.95	53.18	1:22.39	1:50.91			
11	1	3	<b>LAT - Latvia</b>						<b>7:33.34</b>	23.59	
			MIKELSONS Kristaps	0.73	26.09	54.02	1:22.93	1:51.34			
			MIHAILOVS Jegors	0.35	26.18	55.22	1:25.52	1:55.63			3:46.97
			KERMANS Ronens	0.42	26.37	55.08	1:24.38	1:54.63			5:41.60
			RULLIS Reds	0.40	24.66	52.85	1:22.33	1:51.74			
12	2	5	<b>MDA - Republic of Moldova</b>						<b>7:53.13</b>	43.38	
			ALOVATKI Pavel	0.67	26.46	54.67	1:24.10	1:54.09			
			COVALIOV Egor	0.64	26.28	55.07	1:25.44	1:55.35			3:49.44
			MALACHI Constantin	0.66	27.21	57.80	1:29.87	2:02.36			5:51.80
			SVET Denis	0.40	28.65	1:00.07	1:31.53	2:01.33			

<b>Legend:</b>							
<b>CR</b>	Championship Record	<b>ER</b>	European Record	<b>Q</b>	Qualified for next phase	<b>R</b>	Reserve
<b>R.T.</b>	Reaction Time	<b>WR</b>	World Record				

Official Timekeeping by Omega







Event 8  
17 JUN 2024 - 11:03

Women's 800m Freestyle

Heats


## Results Summary

Event Number 8

	Record	Splits		Name	NAT Code	Location	Date
<b>WR</b>	8:04.79	57.98	1:59.42	4:01.98	LEDECKY Katie	USA	Rio de Janeiro (BRA) 12 AUG 2016
<b>ER</b>	8:14.10	59.37	2:01.32	4:05.72	ADLINGTON Rebecca	GBR	Beijing (CHN) 16 AUG 2008
<b>CR</b>	8:15.54	59.91	2:01.99	4:07.51	CARLIN Jazmin	GBR	Berlin (GER) 21 AUG 2014

Rank	Heat	Lane	Name	NAT Code	Date of Birth	R.T.	Time	Time Behind	
<b>1</b>	1	5	<b>ERTAN Deniz</b>	TUR	1 JAN 2004	0.72	<b>8:38.00</b>	<b>Q</b>	
		50m 30.20	100m 1:02.55	150m 1:35.15	200m 2:07.70	250m 2:40.41	300m 3:13.10	350m 3:45.76	400m 4:18.35
			32.35	32.60	32.55	32.71	32.69	32.66	32.59
		450m 4:50.76	500m 5:23.30	550m 5:55.97	600m 6:28.40	650m 7:01.00	700m 7:33.65	750m 8:06.20	
		32.41	32.54	32.67	32.43	32.60	32.65	32.55	31.80
<b>2</b>	1	3	<b>LEWIS Fleur</b>	GBR	3 DEC 2003	0.82	<b>8:38.33</b>	0.33 <b>Q</b>	
		50m 30.35	100m 1:02.58	150m 1:35.18	200m 2:07.82	250m 2:40.71	300m 3:13.32	350m 3:46.09	400m 4:18.66
			32.23	32.60	32.64	32.89	32.61	32.77	32.57
		450m 4:51.41	500m 5:23.93	550m 5:56.61	600m 6:29.02	650m 7:01.66	700m 7:34.21	750m 8:07.27	
		32.75	32.52	32.68	32.41	32.64	32.55	33.06	31.06
<b>3</b>	1	4	<b>TELEGDY KAPAS Boglarka</b>	HUN	22 APR 1993	0.74	<b>8:41.22</b>	3.22 <b>Q</b>	
		50m 30.60	100m 1:03.22	150m 1:35.76	200m 2:08.35	250m 2:41.14	300m 3:13.91	350m 3:46.63	400m 4:19.38
			32.62	32.54	32.59	32.79	32.77	32.72	32.75
		450m 4:51.91	500m 5:24.46	550m 5:57.24	600m 6:29.78	650m 7:02.62	700m 7:35.51	750m 8:08.61	
		32.53	32.55	32.78	32.54	32.84	32.89	33.10	32.61
<b>4</b>	2	4	<b>KESELY Ajna</b>	HUN	10 SEP 2001	0.73	<b>8:41.38</b>	3.38 <b>Q</b>	
		50m 30.89	100m 1:03.31	150m 1:35.64	200m 2:08.00	250m 2:40.63	300m 3:12.90	350m 3:45.79	400m 4:18.48
			32.42	32.33	32.36	32.63	32.27	32.89	32.69
		450m 4:51.53	500m 5:24.31	550m 5:57.29	600m 6:30.19	650m 7:03.62	700m 7:36.63	750m 8:09.70	
		33.05	32.78	32.98	32.90	33.43	33.01	33.07	31.68
<b>5</b>	2	3	<b>TUNCEL Merve</b>	TUR	1 JAN 2005	0.72	<b>8:41.60</b>	3.60 <b>Q</b>	
		50m 30.71	100m 1:03.39	150m 1:36.19	200m 2:08.62	250m 2:41.22	300m 3:13.87	350m 3:46.74	400m 4:19.39
			32.68	32.80	32.43	32.60	32.65	32.87	32.65
		450m 4:52.31	500m 5:24.97	550m 5:58.13	600m 6:30.94	650m 7:04.09	700m 7:37.09	750m 8:10.09	
		32.92	32.66	33.16	32.81	33.15	33.00	33.00	31.51
<b>6</b>	2	5	<b>SPIWOKS Jeannette</b>	GER	18 NOV 1998	0.80	<b>8:45.10</b>	7.10 <b>Q</b>	
		50m 30.92	100m 1:03.30	150m 1:36.04	200m 2:08.84	250m 2:41.52	300m 3:14.32	350m 3:47.31	400m 4:20.33
			32.38	32.74	32.80	32.68	32.80	32.99	33.02
		450m 4:53.36	500m 5:26.37	550m 5:59.61	600m 6:32.95	650m 7:06.29	700m 7:39.85	750m 8:12.80	
		33.03	33.01	33.24	33.34	33.34	33.56	32.95	32.30
<b>7</b>	2	6	<b>MARTINS Francisca</b>	POR	27 JUN 2003	0.68	<b>8:47.80</b>	9.80 <b>Q</b>	
		50m 30.03	100m 1:02.09	150m 1:34.57	200m 2:07.35	250m 2:40.14	300m 3:13.19	350m 3:46.26	400m 4:19.56
			32.06	32.48	32.78	32.79	33.05	33.07	33.30
		450m 4:52.59	500m 5:25.96	550m 5:59.36	600m 6:33.25	650m 7:06.81	700m 7:40.87	750m 8:14.92	
		33.03	33.37	33.40	33.89	33.56	34.06	34.05	32.88
<b>8</b>	2	2	<b>PALMER Grace</b>	BEL	20 JUL 2005	0.78	<b>8:52.57</b>	14.57 <b>Q</b>	
		50m 30.36	100m 1:02.72	150m 1:35.26	200m 2:08.45	250m 2:41.57	300m 3:15.11	350m 3:48.74	400m 4:22.58
			32.36	32.54	33.19	33.12	33.54	33.63	33.84
		450m 4:56.36	500m 5:30.23	550m 6:04.61	600m 6:38.68	650m 7:12.84	700m 7:46.68	750m 8:20.15	
		33.78	33.87	34.38	34.07	34.16	33.84	33.47	32.42
<b>9</b>	1	6	<b>FLUCK Nora</b>	HUN	1 OCT 2005	0.75	<b>8:53.39</b>	15.39	
		50m 30.57	100m 1:03.55	150m 1:36.64	200m 2:09.94	250m 2:43.25	300m 3:16.56	350m 3:50.32	400m 4:24.01
			32.98	33.09	33.30	33.31	33.31	33.76	33.69
		450m 4:57.62	500m 5:31.45	550m 6:05.51	600m 6:39.54	650m 7:13.66	700m 7:47.06	750m 8:20.57	
		33.61	33.83	34.06	34.03	34.12	33.40	33.51	32.82
<b>10</b>	2	7	<b>DJAKOVIC Vanna</b>	SUI	25 DEC 2005	0.76	<b>8:54.57</b>	16.57 <b>R</b>	
		50m 30.56	100m 1:03.02	150m 1:36.15	200m 2:09.14	250m 2:42.68	300m 3:15.97	350m 3:49.77	400m 4:23.65
			32.46	33.13	32.99	33.54	33.29	33.80	33.88
		450m 4:57.44	500m 5:31.41	550m 6:05.62	600m 6:39.77	650m 7:14.12	700m 7:48.35	750m 8:22.37	
		33.79	33.97	34.21	34.15	34.35	34.23	34.02	32.20

Official Timekeeping by Omega



Event 8  
17 JUN 2024 - 11:03

Women's 800m Freestyle

Heats

### Results Summary

#### Event Number 8

Rank	Heat	Lane	Name	NAT Code	Date of Birth	R.T.	Time	Time Behind
<b>11</b>	<b>1</b>	<b>1</b>	<b>HAKKARAINEN Ada</b>	<b>FIN</b>	<b>13 OCT 2005</b>	<b>0.68</b>	<b>8:54.81</b>	<b>16.81 R</b>
	50m 31.06	100m 1:03.61	150m 1:36.71	200m 2:09.58	250m 2:42.53	300m 3:15.68	350m 3:48.86	400m 4:22.35
		32.55	33.10	32.87	32.95	33.15	33.18	33.49
	450m 4:56.04	500m 5:30.06	550m 6:04.31	600m 6:38.77	650m 7:13.14	700m 7:47.63	750m 8:21.98	
	33.69	34.02	34.25	34.46	34.37	34.49	34.35	32.83
<b>12</b>	<b>1</b>	<b>7</b>	<b>OPATRIL Lena</b>	<b>AUT</b>	<b>7 JUN 1999</b>	<b>0.75</b>	<b>8:57.76</b>	<b>19.76</b>
	50m 30.77	100m 1:03.86	150m 1:36.99	200m 2:10.49	250m 2:43.86	300m 3:17.66	350m 3:51.39	400m 4:25.78
		33.09	33.13	33.50	33.37	33.80	33.73	34.39
	450m 5:00.07	500m 5:34.47	550m 6:09.02	600m 6:43.71	650m 7:18.14	700m 7:52.52	750m 8:26.28	
	34.29	34.40	34.55	34.69	34.43	34.38	33.76	31.48
<b>13</b>	<b>1</b>	<b>2</b>	<b>ENKNER Johanna</b>	<b>AUT</b>	<b>26 MAY 2000</b>	<b>0.82</b>	<b>8:59.83</b>	<b>21.83</b>
	50m 30.81	100m 1:03.75	150m 1:37.00	200m 2:10.25	250m 2:43.61	300m 3:17.31	350m 3:50.96	400m 4:25.03
		32.94	33.25	33.25	33.36	33.70	33.65	34.07
	450m 4:59.11	500m 5:33.68	550m 6:08.21	600m 6:43.31	650m 7:17.99	700m 7:52.76	750m 8:26.65	
	34.08	34.57	34.53	35.10	34.68	34.77	33.89	33.18
<b>14</b>	<b>2</b>	<b>1</b>	<b>TENZER LSJ</b>	<b>FIN</b>	<b>5 DEC 2005</b>	<b>0.74</b>	<b>8:59.99</b>	<b>21.99</b>
	50m 30.29	100m 1:03.25	150m 1:36.09	200m 2:09.35	250m 2:42.78	300m 3:16.40	350m 3:50.33	400m 4:24.45
		32.96	32.84	33.26	33.43	33.62	33.93	34.12
	450m 4:58.85	500m 5:33.00	550m 6:07.80	600m 6:42.33	650m 7:17.02	700m 7:51.75	750m 8:26.47	
	34.40	34.15	34.80	34.53	34.69	34.73	34.72	33.52
<b>15</b>	<b>1</b>	<b>8</b>	<b>LAHTINEN Laura</b>	<b>FIN</b>	<b>3 JUN 2003</b>	<b>0.72</b>	<b>9:05.92</b>	<b>27.92</b>
	50m 29.96	100m 1:02.62	150m 1:36.31	200m 2:09.66	250m 2:43.21	300m 3:16.85	350m 3:50.71	400m 4:25.08
		32.66	33.69	33.35	33.55	33.64	33.86	34.37
	450m 4:59.63	500m 5:34.88	550m 6:10.41	600m 6:46.06	650m 7:21.13	700m 7:56.02	750m 8:30.79	
	34.55	35.25	35.53	35.65	35.07	34.89	34.77	35.13
<b>16</b>	<b>2</b>	<b>8</b>	<b>COROVIC Katarina</b>	<b>SRB</b>	<b>24 SEP 2008</b>	<b>0.83</b>	<b>9:20.09</b>	<b>42.09</b>
	50m 30.48	100m 1:05.35	150m 1:40.46	200m 2:15.52	250m 2:50.12	300m 3:25.47	350m 4:00.97	400m 4:37.37
		34.87	35.11	35.06	34.60	35.35	35.50	36.40
	450m 5:12.75	500m 5:48.34	550m 6:24.17	600m 7:00.31	650m 7:35.71	700m 8:11.72	750m 8:46.72	
	35.38	35.59	35.83	36.14	35.40	36.01	35.00	33.37

<b>Legend:</b>	<b>CR</b> Championship Record	<b>ER</b> European Record	<b>Q</b> Qualified for next phase	<b>R</b> Reserve
	<b>R.T.</b> Reaction Time	<b>WR</b> World Record		

Official Timekeeping by Omega





Event 101  
17 JUN 2024 - 18:46

Men's 400m Individual Medley

Final

## Results

### Event Number 1

	Record	Splits		Name	NAT Code	Location	Date
<b>WR</b>	4:02.50	54.66	1:56.64	3:04.28	MARCHAND Leon	FRA Fukuoka (JPN)	23 JUL 2023
<b>ER</b>	4:02.50	54.66	1:56.64	3:04.28	MARCHAND Leon	FRA Fukuoka (JPN)	23 JUL 2023
<b>CR</b>	4:09.59	56.59	1:58.76	3:10.72	CSEH Laszlo	HUN Eindhoven (NED)	24 MAR 2008

Rank	Lane	Name	Splits		NAT Code	R.T.	Time	Time Behind
<b>1</b>	3	<b>PAPASTAMOS Apostolos</b>			GRE	0.71	<b>4:10.83</b>	
50m (3)	26.80	100m (3) 57.79 30.99	150m (3) 1:30.47 32.68	200m (1) 2:02.23 31.76	250m (1) 2:36.19 33.96	300m (1) 3:11.51 35.32	350m (1) 3:41.28 29.77	29.55
<b>2</b>	4	<b>HOLLO Balazs</b>			HUN	0.64	<b>4:11.51</b>	0.68
50m (2)	26.67	100m (1) 57.07 30.40	150m (2) 1:30.42 33.35	200m (2) 2:03.05 32.63	250m (2) 2:38.44 35.39	300m (3) 3:14.60 36.16	350m (3) 3:43.96 29.36	27.55
<b>3</b>	5	<b>ZOMBORI Gabor</b>			HUN	0.68	<b>4:11.70</b>	0.87
50m (1)	26.49	100m (2) 57.22 30.73	150m (1) 1:30.35 33.13	200m (3) 2:03.16 32.81	250m (3) 2:38.47 35.31	300m (2) 3:14.12 35.65	350m (2) 3:43.83 29.71	27.87
<b>4</b>	2	<b>GIOURTZIDIS Daniil</b>			GRE	0.73	<b>4:16.64</b>	5.81
50m (5)	27.15	100m (5) 58.28 31.13	150m (4) 1:32.20 33.92	200m (4) 2:05.52 33.32	250m (4) 2:41.29 35.77	300m (4) 3:17.47 36.18	350m (4) 3:47.50 30.03	29.14
<b>5</b>	6	<b>TOSCAN Marius</b>			SUI	0.72	<b>4:17.51</b>	6.68
50m (7)	27.45	100m (7) 59.02 31.57	150m (5) 1:33.19 34.17	200m (5) 2:06.49 33.30	250m (5) 2:42.48 35.99	300m (5) 3:18.90 36.42	350m (5) 3:48.97 30.07	28.54
<b>6</b>	8	<b>LUKASHEV Heorhii</b>			UKR	0.73	<b>4:21.20</b>	10.37
50m (6)	27.43	100m (6) 58.45 31.02	150m (8) 1:34.54 36.09	200m (8) 2:09.32 34.78	250m (8) 2:46.06 36.74	300m (6) 3:21.97 35.91	350m (6) 3:52.42 30.45	28.78
<b>7</b>	7	<b>BARCOT Juraj</b>			CRO	0.75	<b>4:21.52</b>	10.69
50m (8)	27.66	100m (8) 1:00.21 32.55	150m (7) 1:33.69 33.48	200m (6) 2:06.51 32.82	250m (6) 2:44.53 38.02	300m (7) 3:22.36 37.83	350m (8) 3:53.04 30.68	28.48
<b>8</b>	1	<b>NAGY Richard</b>			SVK	0.68	<b>4:22.14</b>	11.31
50m (4)	26.99	100m (4) 57.93 30.94	150m (6) 1:33.51 35.58	200m (7) 2:07.92 34.41	250m (7) 2:44.70 36.78	300m (8) 3:22.81 38.11	350m (7) 3:53.03 30.22	29.11

Legend:							
<b>CR</b>	Championship Record	<b>ER</b>	European Record	<b>R.T.</b>	Reaction Time	<b>WR</b>	World Record

Official Timekeeping by Omega



Event 202  
17 JUN 2024 - 18:37

Women's 100m Freestyle

Semifinals

## Results Summary

### Event Number 2

	Record	Split	Name	NAT Code	Location	Date
<b>WR</b>	51.71	24.83	SJOESTROEM Sarah	SWE	Budapest (HUN)	23 JUL 2017
<b>ER</b>	51.71	24.83	SJOESTROEM Sarah	SWE	Budapest (HUN)	23 JUL 2017
<b>CR</b>	52.67	25.72	SJOSTROM Sarah	SWE	Berlin (GER)	20 AUG 2014
<b>=CR</b>	52.67	25.24	SJOSTROM Sarah	SWE	Glasgow (GBR)	7 AUG 2018

Rank	Heat	Lane	Name	NAT Code	Date of Birth	R.T.	50m	Time	Time Behind
1	2	4	SEEMANOVA Barbora	CZE	1 APR 2000	0.61	25.93	<b>53.95</b> 28.02	<b>Q</b>
2	2	5	PADAR Nikolett	HUN	30 MAR 2006	0.70	26.24	<b>54.17</b> 27.93	0.22 <b>Q</b>
3	1	4	JANICKOVA Barbora	CZE	1 MAY 2000	0.69	26.13	<b>54.32</b> 28.19	0.37 <b>Q</b>
4	1	5	ANTONIOU Kalia	CYP	6 APR 2000	0.68	26.17	<b>54.39</b> 28.22	0.44 <b>Q</b>
5	2	3	FIEDKIEWICZ Kornelia	POL	5 AUG 2001	0.60	26.02	<b>54.50</b> 28.48	0.55 <b>Q</b>
6	2	2	KREUNDL Lena	AUT	19 SEP 1997	0.66	26.65	<b>54.81</b> 28.16	0.86 <b>Q</b>
=7	1	6	MUREZ Andrea	ISR	29 JAN 1992	0.73	26.01	<b>54.90</b> 28.89	0.95 <b>Q</b>
=7	2	6	ABRAHAM Minna	HUN	23 MAR 2006	0.71	26.73	<b>54.90</b> 28.17	0.95 <b>Q</b>
9	2	7	BRO Signe	DEN	5 MAR 1999	0.79	26.63	<b>55.08</b> 28.45	1.13 <b>R</b>
=10	1	7	GOLD Aleksa Merike	EST	3 JAN 2000	0.65	26.67	<b>55.18</b> 28.51	1.23 <b>R?</b>
=10	2	8	IVAN Teresa	SVK	19 SEP 2003	0.66	26.64	<b>55.18</b> 28.54	1.23 <b>R?</b>
12	1	3	JAZY Nina Sandrine	GER	25 NOV 2005	0.66	26.28	<b>55.37</b> 29.09	1.42
13	1	1	FAMULOK Zuzanna	POL	14 NOV 2003	0.69	26.60	<b>55.41</b> 28.81	1.46
14	1	8	GOLOVATY Daria	ISR	30 AUG 2005	0.68	26.92	<b>55.51</b> 28.59	1.56
15	1	2	EBBESEN Elisabeth Sabroe	DEN	22 MAR 2002	0.65	26.36	<b>55.53</b> 29.17	1.58
16	2	1	BERGER Iris Julia	AUT	19 AUG 2004	0.79	27.04	<b>55.78</b> 28.74	1.83

#### Legend:

<b>=</b>	Equal record and rank	<b>CR</b>	Championship Record	<b>ER</b>	European Record
<b>Q</b>	Qualified for next phase	<b>R</b>	Reserve	<b>R.T.</b>	Reaction Time
<b>R?</b>	Involved in swim-off (reserve)	<b>WR</b>	World Record		

Official Timekeeping by Omega



Event 203  
17 JUN 2024 - 18:30

Men's 50m Butterfly

Semifinals

### Results Summary

Event Number 3

	Record	Name	NAT Code	Location	Date
<b>WR</b>	22.27	GOVOROV Andrii	UKR	Rome (ITA)	1 JUL 2018
<b>ER</b>	22.27	GOVOROV Andrii	UKR	Rome (ITA)	1 JUL 2018
<b>CR</b>	22.48	GOVOROV Andrii	UKR	Glasgow (GBR)	7 AUG 2018

Rank	Heat	Lane	Name	NAT Code	Date of Birth	R.T.	Time	Time Behind
1	2	5	<b>BILAS Stergios Marios</b>	GRE	21 NOV 2001	0.64	<b>23.06</b>	<b>Q</b>
2	1	4	<b>CHERUTI Meiron Amir</b>	ISR	19 OCT 1997	0.62	<b>23.20</b>	0.14 <b>Q</b>
3	1	3	<b>SZABO Szebasztian</b>	HUN	11 MAR 1996	0.59	<b>23.23</b>	0.17 <b>Q</b>
=4	1	5	<b>BUCHER Simon</b>	AUT	23 MAY 2000	0.60	<b>23.29</b>	0.23 <b>Q</b>
=4	2	4	<b>BUKHOV Vladyslav</b>	UKR	5 JUL 2002	0.71	<b>23.29</b>	0.23 <b>Q</b>
6	2	3	<b>GRACIK Daniel</b>	CZE	15 OCT 2004	0.59	<b>23.31</b>	0.25 <b>Q</b>
7	2	8	<b>MILJENIC Nikola</b>	CRO	19 MAY 1998	0.69	<b>23.34</b>	0.28 <b>Q</b>
8	1	8	<b>POPESCU Denis-Laurean</b>	ROU	17 JUL 2003	0.65	<b>23.45</b>	0.39 <b>Q</b>
9	1	7	<b>PUGGAARD Casper</b>	DEN	14 FEB 2005	0.66	<b>23.48</b>	0.42 <b>R</b>
10	1	6	<b>ARMBRUSTER Luca Nik</b>	GER	5 NOV 2001	0.65	<b>23.53</b>	0.47 <b>R</b>
=11	2	1	<b>ZAITSEV Daniel</b>	EST	13 DEC 1997	0.64	<b>23.59</b>	0.53
=11	2	2	<b>MAJERSKI Jakub</b>	POL	18 AUG 2000	0.70	<b>23.59</b>	0.53
13	2	7	<b>MATIC Djurdje</b>	SRB	5 JUL 2000	0.59	<b>23.60</b>	0.54
14	1	2	<b>SEFL Jan</b>	CZE	10 MAY 1990	0.69	<b>23.61</b>	0.55
15	1	1	<b>MC CUSKER Max</b>	IRL	11 OCT 1999	0.62	<b>23.75</b>	0.69
16	2	6	<b>KOS Hubert</b>	HUN	28 MAR 2003	0.61	<b>23.79</b>	0.73

**Legend:**

=	Equal rank	<b>CR</b>	Championship Record	<b>ER</b>	European Record	<b>Q</b>	Qualified for next phase
<b>R</b>	Reserve	<b>R.T.</b>	Reaction Time	<b>WR</b>	World Record		

Official Timekeeping by Omega



**Event 204**  
17 JUN 2024 - 18:55

**Women's 200m Backstroke**

**Semifinals**

### Results Summary

#### Event Number 4

	Record	Splits		Name	NAT Code	Location	Date
<b>WR</b>	2:03.14	29.34	1:00.73	1:31.84	McKEOWN Kaylee	AUS Sydney (AUS)	10 MAR 2023
<b>ER</b>	2:04.94	30.23	1:02.21	1:33.58	ZUEVA Anastasia	RUS Rome (ITA)	1 AUG 2009
<b>CR</b>	2:06.08	30.23	1:01.95	1:34.22	PANZIERA Margherita	ITA Budapest (HUN)	23 MAY 2021

Rank	Heat	Lane	Name	NAT Code	Date of Birth	R.T.	50m	100m	150m	Time	Time Behind
1	1	4	<b>MOLNAR Dora</b>	HUN	29 JUN 2006	0.61	30.64	1:03.53 32.89	1:36.55 33.02	<b>2:09.67</b> 33.12	<b>Q</b>
2	2	4	<b>SZABO FELTOTHY Eszter</b>	HUN	4 JAN 2002	0.64	31.03	1:04.29 32.26	1:37.60 33.31	<b>2:10.21</b> 32.61	0.54 <b>Q</b>
3	1	5	<b>PISKORSKA Adela</b>	POL	16 NOV 2003	0.62	30.84	1:03.59 32.75	1:36.74 33.15	<b>2:10.26</b> 33.52	0.59 <b>Q</b>
4	2	5	<b>MCGILL Holly</b>	GBR	11 JUN 2005	0.65	31.30	1:04.10 32.80	1:37.38 33.28	<b>2:10.59</b> 33.21	0.92 <b>Q</b>
5	2	3	<b>REBELO Camila</b>	POR	3 FEB 2003	0.59	31.36	1:04.66 33.30	1:38.25 33.59	<b>2:10.73</b> 32.48	1.06 <b>Q</b>
6	1	3	<b>BARZELAY Aviv</b>	ISR	28 MAY 2002	0.57	31.09	1:04.45 33.36	1:38.29 33.84	<b>2:11.38</b> 33.09	1.71 <b>Q</b>
7	1	6	<b>PRISECARIU Aissia-Claudia</b>	ROU	15 APR 2008	0.59	31.09	1:04.32 33.23	1:38.57 34.25	<b>2:11.63</b> 33.06	1.96 <b>Q</b>
8	1	2	<b>SHARAFUTDINOVA Nika</b>	UKR	14 JUN 2005	0.63	31.03	1:04.53 33.50	1:38.58 34.05	<b>2:11.88</b> 33.30	2.21 <b>Q</b>
9	2	6	<b>GEORGIEVA Gabriela</b>	BUL	16 JUN 1997	0.63	30.86	1:04.01 33.15	1:38.26 34.25	<b>2:12.56</b> 34.30	2.89 <b>R</b>
10	2	2	<b>SALCUTAN Tatiana</b>	MDA	16 APR 2001	0.72	31.54	1:05.18 33.64	1:38.98 33.80	<b>2:12.73</b> 33.75	3.06 <b>R</b>
11	2	7	<b>BERNAT Laura</b>	POL	28 SEP 2005	0.65	30.95	1:03.90 32.95	1:38.13 34.23	<b>2:13.40</b> 35.27	3.73
12	1	7	<b>MURDOCK Justine Elizabeth</b>	LTU	2 JUN 2003	0.63	32.43	1:06.50 34.07	1:41.08 34.58	<b>2:14.75</b> 33.67	5.08
13	1	8	<b>GRABOWSKI Lena</b>	AUT	10 SEP 2002	0.67	31.94	1:06.12 34.18	1:41.08 34.96	<b>2:15.29</b> 34.21	5.62
14	2	1	<b>CULLEN Lottie</b>	IRL	1 SEP 2004	0.63	31.29	1:05.37 34.08	1:39.89 34.52	<b>2:15.57</b> 35.68	5.90
15	1	1	<b>SORENSEN Karoline</b>	DEN	19 FEB 2002	0.64	31.73	1:07.29 35.56	1:42.11 34.82	<b>2:17.02</b> 34.91	7.35
16	2	8	<b>MIENIS Tom</b>	ISR	15 MAR 2005	0.60	31.70	1:06.24 34.54	1:41.97 35.73	<b>2:17.39</b> 35.42	7.72

<b>Legend:</b>							
<b>CR</b>	Championship Record	<b>ER</b>	European Record	<b>Q</b>	Qualified for next phase	<b>R</b>	Reserve
<b>R.T.</b>	Reaction Time	<b>WR</b>	World Record				

Official Timekeeping by Omega



## Results Summary

### Event Number 5

	Record	Split	Name	NAT Code	Location	Date
<b>WR</b>	56.88	26.63	PEATY Adam	GBR	Gwangju (KOR)	21 JUL 2019
<b>ER</b>	56.88	26.63	PEATY Adam	GBR	Gwangju (KOR)	21 JUL 2019
<b>CR</b>	57.10	26.75	PEATY Adam	GBR	Glasgow (GBR)	4 AUG 2018

Rank	Heat	Lane	Name	NAT Code	Date of Birth	R.T.	50m	Time	Time Behind
1	1	4	IMOUDU MAM	GER	27 JAN 1999	0.72	27.93	<b>59.28</b> 31.35	<b>Q</b>
2	2	3	OGRETIR Berkay Omer	TUR	16 FEB 1998	0.65	27.78	<b>59.54</b> 31.76	0.26 <b>Q</b>
3	1	5	MATZERATH Lucas Joachim	GER	3 MAY 2000	0.73	27.96	<b>59.71</b> 31.75	0.43 <b>Q</b>
4	2	6	KALUSOWSKI Jan	POL	12 MAR 2000	0.67	28.26	<b>59.77</b> 31.51	0.49 <b>Q</b>
5	1	2	REITSHAMMER Bernhard	AUT	17 JUN 1994	0.71	27.58	<b>59.98</b> 32.40	0.70 <b>Q</b>
6	2	4	SIDLAUSKAS Andrius	LTU	6 APR 1997	0.72	27.54	<b>1:00.18</b> 32.64	0.90 <b>Q</b>
7	1	6	GREENE Darragh	IRL	20 OCT 1996	0.66	28.49	<b>1:00.46</b> 31.97	1.18 <b>Q</b>
8	1	3	EPITROPOV Lyubomir	BUL	27 APR 1999	0.64	28.47	<b>1:00.47</b> 32.00	1.19 <b>Q</b>
9	2	7	ITZHAKI Jonathan	ISR	5 JAN 2004	0.66	28.35	<b>1:00.58</b> 32.23	1.30 <b>R</b>
10	2	1	LISOVETS Volodymyr	UKR	30 MAY 2004	0.67	28.34	<b>1:00.74</b> 32.40	1.46 <b>R</b>
11	2	8	CORBY Eoin	IRL	16 JAN 2002	0.66	29.03	<b>1:00.89</b> 31.86	1.61
12	2	2	BAYER Valentin	AUT	8 DEC 1999	0.62	28.31	<b>1:00.91</b> 32.60	1.63
13	1	7	SAKCI Huseyin Emre	TUR	15 NOV 1997	0.63	28.34	<b>1:01.15</b> 32.81	1.87
14	1	8	NETRH Vojtech	CZE	29 JAN 2002	0.69	28.72	<b>1:01.24</b> 32.52	1.96
15	1	1	DESPLANCHES Jeremy	SUI	7 AUG 1994	0.62	28.35	<b>1:01.67</b> 33.32	2.39
	2	5	POLONSKY Ron	ISR	28 MAR 2001			<b>DSQ</b>	

Legend:							
<b>CR</b>	Championship Record	<b>DSQ</b>	Disqualified	<b>ER</b>	European Record	<b>Q</b>	Qualified for next phase
<b>R</b>	Reserve	<b>R.T.</b>	Reaction Time	<b>WR</b>	World Record		

Official Timekeeping by Omega



Event 106  
17 JUN 2024 - 19:26

Women's 4 x 200m Freestyle Relay

Final

## Results

### Event Number 6

	Record	Splits	NAT (Relay)	Location	Date		
<b>WR</b>	7:37.50	1:53.66	3:49.29	5:45.09	AUS - Australia	Fukuoka (JPN)	27 JUL 2023
<b>ER</b>	7:45.51	1:55.98	3:52.76	5:49.18	GBR - Great Britain	Rome (ITA)	30 JUL 2009
<b>CR</b>	7:50.53	1:58.34	3:55.97	5:54.03	ITA - Italy	Berlin (GER)	21 AUG 2014

Rank	Lane	NAT / Name	R.T.	50m	100m	150m	200m	Time	Time Behind
1	5	<b>ISR - Israel</b>						<b>7:51.83</b>	
		GORBENKO Anastasia	0.66	27.48	56.91	1:26.70	1:56.74	(1) 1:56.74	
		GOLOVATY Daria	0.39	27.21	56.81	1:27.52	1:57.94	(1) 3:54.68	
		SPITZ Ayla Riley	0.17	27.45	57.62	1:28.34	1:59.07	(1) 5:53.75	
		POLONSKY Lea	0.19	27.38	57.64	1:27.99	1:58.08		
2	4	<b>HUN - Hungary</b>						<b>7:52.92</b>	1.09
		ABRAHAM Minna	0.71	27.45	57.39	1:28.03	1:58.39	(3) 1:58.39	
		KESELY Ajna	0.43	28.47	58.90	1:29.08	1:59.26	(2) 3:57.65	
		MOLNAR Dora	0.43	27.11	57.42	1:28.27	1:59.40	(2) 5:57.05	
		PADAR Nikolett	0.31	26.60	56.26	1:25.95	1:55.87		
3	3	<b>TUR - Türkiye</b>						<b>8:01.58</b>	9.75
		GUVENC Gizem	0.72	27.52	57.59	1:28.53	1:59.26	(4) 1:59.26	
		OZDEMIR Ela Naz	0.23	27.42	57.76	1:28.94	2:00.48	(4) 3:59.74	
		DONMEZ Ecem	0.10	28.39	59.03	1:29.99	2:00.99	(4) 6:00.73	
		BILGIN Zehra Duru	0.39	28.09	58.43	1:29.68	2:00.85		
4	1	<b>GER - Germany</b>						<b>8:01.67</b>	9.84
		WERNER Maya	0.73	28.25	58.47	1:29.66	2:01.03	(5) 2:01.03	
		KULLMANN Leonie Marlen	0.24	28.29	58.47	1:29.30	2:00.05	(5) 4:01.08	
		MAIER Nicole	0.50	27.44	57.75	1:27.97	1:58.14	(3) 5:59.22	
		RIEDER Celine	0.30	28.26	59.45	1:31.32	2:02.45		
5	6	<b>SLO - Slovenia</b>						<b>8:06.93</b>	15.10
		SEGEL Janja	0.73	27.67	57.34	1:27.65	1:57.74	(2) 1:57.74	
		FAIN Katja	0.39	28.26	59.56	1:30.69	2:01.35	(3) 3:59.09	
		SEKUTI Hana	0.55	28.16	59.21	1:31.35	2:03.45	(5) 6:02.54	
		PINTAR Tjasa	0.26	28.70	1:00.22	1:32.39	2:04.39		
6	2	<b>AUT - Austria</b>						<b>8:12.13</b>	20.30
		BERGER Iris Julia	0.76	28.75	59.38	1:30.94	2:02.73	(6) 2:02.73	
		PAMMER Cornelia	0.53	27.99	59.02	1:30.57	2:02.12	(6) 4:04.85	
		OPATRIL Lena	0.22	28.67	1:00.18	1:32.18	2:04.17	(6) 6:09.02	
		KREUNDL Lena	0.37	28.14	59.35	1:31.16	2:03.11		
7	7	<b>SVK - Slovakia</b>						<b>8:20.03</b>	28.20
		BENKOVA Laura	0.68	28.63	1:00.03	1:33.08	2:06.04	(7) 2:06.04	
		POTOCKA Tamara	0.30	27.77	58.21	1:29.60	2:01.17	(7) 4:07.21	
		RIPKOVA Zora	0.26	28.44	59.79	1:32.28	2:04.67	(7) 6:11.88	
		SPRLAKOVA-ZMOROVA Olivia Ana	0.10	29.51	1:01.86	1:35.55	2:08.15		
8	8	<b>ARM - Armenia</b>						<b>8:53.63</b>	1:01.80
		POGHOSYAN Ani	0.80	29.50	1:01.34	1:35.11	2:09.25	(8) 2:09.25	
		MUSAYELYAN Diana	0.43	29.88	1:02.53	1:36.06	2:09.85	(8) 4:19.10	
		MANUCHARYAN Varsenik	0.44	30.25	1:03.94	1:40.09	2:14.34	(8) 6:33.44	
		KARAPETYAN Yeva	0.62	31.11	1:06.74	1:43.66	2:20.19		

Legend:							
<b>CR</b>	Championship Record	<b>ER</b>	European Record	<b>R.T.</b>	Reaction Time	<b>WR</b>	World Record

Official Timekeeping by Omega





Event 107  
17 JUN 2024 - 19:39

Men's 4 x 200m Freestyle Relay

Final

## Results


### Event Number 7

	Record	Splits			NAT (Relay)	Location	Date
<b>WR</b>	6:58.55	1:44.49	3:28.62	5:14.09	USA - United States of America	Rome (ITA)	31 JUL 2009
<b>ER</b>	6:58.58	1:45.72	3:30.12	5:15.13	GBR - Great Britain	Tokyo (JPN)	28 JUL 2021
<b>CR</b>	7:03.48	1:45.15	3:30.54	5:17.06	RUS - Russian Federation	Budapest (HUN)	19 MAY 2021

Rank	Lane	NAT / Name	R.T.	50m	100m	150m	200m	Time	Time Behind
1	4	<b>LTU - Lithuania</b>						<b>7:08.04</b>	
		NAVIKONIS Tomas	0.68	25.34	52.96	1:20.67	1:47.42	(4) 1:47.42	
		LUKMINAS Tomas	0.11	24.67	52.33	1:20.31	1:47.66	(3) 3:35.08	
		TREPOCKA Kristupas	0.18	24.39	51.26	1:19.77	1:48.06	(4) 5:23.14	
		RAPSYS Danas	0.30	23.37	49.94	1:17.38	1:44.90		
2	3	<b>HUN - Hungary</b>						<b>7:09.59</b>	1.55
		NEMETH Nandor	0.63	24.66	52.10	1:19.07	1:46.11	(1) 1:46.11	
		HOLLO Balazs	0.27	25.71	53.46	1:21.06	1:48.09	(2) 3:34.20	
		MARTON Richard	0.35	24.32	51.82	1:19.62	1:47.63	(1) 5:21.83	
		KOS Hubert	0.38	24.57	52.58	1:20.08	1:47.76		
3	7	<b>GRE - Greece</b>						<b>7:09.73</b>	1.69
		MARKOS Dimitrios	0.71	25.54	52.94	1:20.84	1:47.12	(2) 1:47.12	
		ENGLEZAKIS Konstantinos	0.52	24.43	51.66	1:19.21	1:46.60	(1) 3:33.72	
		STAMOU Konstantinos Emmanouil	0.38	24.76	52.22	1:20.69	1:48.61	(2) 5:22.33	
		VAZAIOS Andreas	0.35	24.83	52.26	1:19.83	1:47.40		
4	5	<b>ISR - Israel</b>						<b>7:09.92</b>	1.88
		LOKTEV Denis	0.64	25.15	52.58	1:20.87	1:48.81	(6) 1:48.81	
		SOLOVEYCHIK Bar	0.27	25.13	52.16	1:19.84	1:46.74	(4) 3:35.55	
		BEN SHITRIT Eitan	0.28	24.61	51.32	1:18.93	1:47.17	(3) 5:22.72	
		COHEN GROUMI Gal	0.26	24.23	50.99	1:19.02	1:47.20		
5	6	<b>GER - Germany</b>						<b>7:13.95</b>	5.91
		SCHMIDT Danny	0.65	25.18	52.74	1:20.88	1:48.92	(7) 1:48.92	
		PESCHKE Philipp	0.34	24.51	51.86	1:19.97	1:47.46	(6) 3:36.38	
		BASCHNITT Jarno	0.46	24.76	52.32	1:20.37	1:48.23	(5) 5:24.61	
		ZOBEL Marius	0.37	24.96	52.12	1:20.27	1:49.34		
6	2	<b>CRO - Croatia</b>						<b>7:16.22</b>	8.18
		JANKOVIC Niko	0.69	24.91	51.94	1:19.74	1:47.31	(3) 1:47.31	
		SIVEC Vili	0.41	25.20	52.79	1:20.71	1:48.45	(5) 3:35.76	
		MOGIC Marin	0.44	25.98	54.11	1:22.60	1:50.74	(6) 5:26.50	
		PERCINIC Karlo	0.44	25.18	53.19	1:21.43	1:49.72		
7	1	<b>IRL - Ireland</b>						<b>7:17.97</b>	9.93
		BAILEY Evan	0.67	25.38	52.80	1:20.46	1:48.72	(5) 1:48.72	
		MC GEEVER Finn	0.35	25.13	52.90	1:21.15	1:49.68	(7) 3:38.40	
		RYNN Cormac	0.34	25.86	54.14	1:22.23	1:49.94	(7) 5:28.34	
		CASSIN Jack	0.43	25.31	53.16	1:21.53	1:49.63		
8	8	<b>BUL - Bulgaria</b>						<b>7:32.07</b>	24.03
		YANCHEV Yordan	0.67	25.64	53.34	1:21.20	1:49.03	(8) 1:49.03	
		NANKOV Deniel	0.12	24.66	52.82	1:22.09	1:52.31	(8) 3:41.34	
		LEVTEROV Kaloyan	0.20	25.69	54.03	1:23.57	1:53.20	(8) 5:34.54	
		BRATANOV Kaloyan	0.19	25.67	55.74	1:27.09	1:57.53		

Legend:							
<b>CR</b>	Championship Record	<b>ER</b>	European Record	<b>R.T.</b>	Reaction Time	<b>WR</b>	World Record

Official Timekeeping by Omega




Event 101  
17 JUN 2024

Men's 400m Individual Medley

### Medallists

Medal	Name	NAT
GOLD	PAPASTAMOS Apostolos	GRE - Greece
SILVER	HOLLO Balazs	HUN - Hungary
BRONZE	ZOMBORI Gabor	HUN - Hungary

Official Timekeeping by Omega



Event 106  
17 JUN 2024


Women's 4 x 200m Freestyle Relay

### Medallists

Medal	NAT	Name
GOLD	ISR - Israel	GORBENKO Anastasia GOLOVATY Daria SPITZ Ayla Riley POLONSKY Lea MUREZ Andrea
SILVER	HUN - Hungary	ABRAHAM Minna KESELY Ajna MOLNAR Dora PADAR Nikolett JAKABOS Zsuzsanna UGRAI Panna
BRONZE	TUR - Türkiye	GUVENC Gizem OZDEMIR Ela Naz DONMEZ Ecem BILGIN Zehra Duru

**Note:**  
The first four athletes for each NAT competed in the final.

Official Timekeeping by Omega



Event 107  
17 JUN 2024


Men's 4 x 200m Freestyle Relay

### Medallists

Medal	NAT	Name
GOLD	LTU - Lithuania	NAVIKONIS Tomas LUKMINAS Tomas TREPOCKA Kristupas RAPSYS Danas JAZDAUSKAS Rokas
SILVER	HUN - Hungary	NEMETH Nandor HOLLO Balazs MARTON Richard KOS Hubert KOVACS Attila MAGDA Boldizsar
BRONZE	GRE - Greece	MARKOS Dimitrios ENGLEZAKIS Konstantinos STAMOU Konstantinos Emmanouil VAZAIOS Andreas

**Note:**  
The first four athletes for each NAT competed in the final.

Official Timekeeping by Omega



Event 9

18 JUN 2024 - 9:30

Women's 50m Butterfly

Heats

## Results Summary

### Event Number 9

	Record	Name	NAT Code	Location	Date
<b>WR</b>	24.43	SJOESTROEM Sarah	SWE	Boras (SWE)	5 JUL 2014
<b>ER</b>	24.43	SJOESTROEM Sarah	SWE	Boras (SWE)	5 JUL 2014
<b>CR</b>	24.87	SJOSTROM Sarah	SWE	Berlin (GER)	18 AUG 2014

Rank	Heat	Lane	Name	NAT Code	Date of Birth	R.T.	Time	Time Behind
1	4	4	JUNEVIK Sara	SWE	14 FEB 2000	0.73	<b>26.01</b>	<b>Q</b>
2	2	6	POTOCKA Tamara	SVK	15 AUG 2002	0.68	<b>26.12</b>	0.11 <b>Q</b>
3	2	3	PAVALIC Jana	CRO	27 MAY 2007	0.68	<b>26.25</b>	0.24 <b>Q</b>
=4	2	4	NTOUNTOUNAKI Anna	GRE	9 SEP 1995	0.63	<b>26.28</b>	0.27 <b>Q</b>
=4	4	6	JENSEN Julie Kepp	DEN	3 JAN 2000	0.66	<b>26.28</b>	0.27 <b>Q</b>
6	4	5	PEDA Paulina	POL	18 MAR 1998	0.63	<b>26.31</b>	0.30 <b>Q</b>
=7	3	3	DOWGIERT Anna	POL	15 JUL 1990	0.67	<b>26.32</b>	0.31 <b>Q</b>
=7	4	2	VANOTTERDIJK Roos	BEL	7 JAN 2005	0.66	<b>26.32</b>	0.31 <b>Q</b>
=9	2	5	BECKMANN Emilie	DEN	4 FEB 1997	0.69	<b>26.52</b>	0.51 <b>Q</b>
=9	3	2	FELSNER Jessica Christina	GER	12 JUL 1995	0.64	<b>26.52</b>	0.51 <b>Q</b>
11	3	6	EBBESEN Elisabeth Sabroe	DEN	22 MAR 2002	0.67	<b>26.61</b>	0.60
12	2	7	PIOTROWSKA Wiktoria	POL	12 DEC 2003	0.63	<b>26.66</b>	0.65
13	4	3	MAIK Julia	POL	23 SEP 2003	0.63	<b>26.67</b>	0.66
14	2	2	HAYON Ariel	ISR	3 AUG 2003	0.71	<b>26.72</b>	0.71 <b>Q</b>
=15	3	5	NABOJCENKO Daryna	CZE	26 JUN 2002	0.65	<b>26.75</b>	0.74 <b>Q</b>
=15	4	7	BOITSUK Mariangela	EST	9 OCT 2004	0.69	<b>26.75</b>	0.74 <b>Q</b>
17	3	1	KOMOROCZY Lora	HUN	22 FEB 2006	0.61	<b>26.86</b>	0.85 <b>Q</b>
18	3	7	SLUSNA Lillian	SVK	27 OCT 2005	0.66	<b>26.99</b>	0.98 <b>Q</b>
19	4	1	ULLMANN Julia	SUI	19 JUN 2005	0.61	<b>27.09</b>	1.08 <b>Q</b>
20	2	1	SOINI Aliisa	FIN	8 MAR 2007	0.66	<b>27.23</b>	1.22 <b>R</b>
21	2	8	KALJEVIC Mina	SRB	27 FEB 2005	0.68	<b>27.36</b>	1.35 <b>R</b>
22	4	0	JERNSTEDT Edith	SWE	9 JAN 2002	0.72	<b>27.38</b>	1.37
23	4	8	STANISAVLJEVIC Nina	SRB	17 MAY 2004	0.64	<b>27.46</b>	1.45
24	3	9	PENTTI Mia	FIN	7 JAN 2002	0.64	<b>27.66</b>	1.65
25	2	0	GUDMUNSDOTTIR JE	ISL	7 MAR 2001	0.69	<b>27.99</b>	1.98
26	4	9	HADJILOIZOU Anna	CYP	30 OCT 2004	0.64	<b>28.02</b>	2.01
27	3	0	SHEIKHALIZADEHKHAN	AZE	18 JUL 2004	0.76	<b>28.04</b>	2.03
28	1	4	MANUCHARYAN Varsenik	ARM	11 JUL 2003	0.68	<b>28.16</b>	2.15
29	1	3	KARAPETYAN Yeva	ARM	10 JAN 2005	0.68	<b>29.33</b>	3.32
30	1	5	DERMISHI Arla	ALB	29 JAN 2010	0.74	<b>29.82</b>	3.81
	3	4	KLANCAR Neza	SLO	19 FEB 2000		<b>DNS</b>	
	3	8	ANTONIOU Kalia	CYP	6 APR 2000		<b>DNS</b>	

Legend:							
=	Equal rank	<b>CR</b>	Championship Record	<b>DNS</b>	Did Not Start	<b>ER</b>	European Record
<b>Q</b>	Qualified for next phase	<b>R</b>	Reserve	<b>R.T.</b>	Reaction Time	<b>WR</b>	World Record

Official Timekeeping by Omega



Event 10  
18 JUN 2024 - 9:38

Men's 100m Freestyle

Heats


### Results Summary

#### Event Number 10

	Record	Split	Name	NAT Code	Location	Date
<b>WR</b>	46.80	22.26	PAN Zhanle	CHN	Doha (QAT)	11 FEB 2024
<b>ER</b>	46.86	22.74	POPOVICI David	ROU	Rome (ITA)	13 AUG 2022
<b>CR</b>	46.86	22.74	POPOVICI David	ROU	Rome (ITA)	13 AUG 2022

Rank	Heat	Lane	Name	NAT Code	Date of Birth	R.T.	50m	Time	Time Behind
1	8	4	POPOVICI David	ROU	15 SEP 2004	0.67	23.27	<b>47.90</b> 24.63	Q
2	7	4	BARNA Andrej	SRB	6 MAR 1998	0.64	23.04	<b>48.14</b> 25.10	0.24 Q
3	9	4	NEMETH Nandor	HUN	19 NOV 1999	0.63	23.31	<b>48.40</b> 25.09	0.50 Q
4	7	5	MILAK Kristof	HUN	20 FEB 2000	0.71	23.09	<b>48.41</b> 25.32	0.51 Q
5	7	6	SIERADZKI Kamil	POL	11 JAN 2002	0.66	23.30	<b>48.54</b> 25.24	0.64 Q
6	9	6	RAPSYS Danas	LTU	21 MAY 1995	0.64	23.48	<b>48.63</b> 25.15	0.73 Q
7	7	2	DALEIDEN CIUFERRI Ralph	LUX	25 MAR 2003	0.60	23.04	<b>48.68</b> 25.64	0.78 Q
8	8	3	RYAN Shane	IRL	27 JAN 1994	0.66	23.25	<b>48.69</b> 25.44	0.79 Q
9	8	5	GIGLER Heiko	AUT	17 JUN 1996	0.65	23.11	<b>48.71</b> 25.60	0.81 Q
10	9	3	VARJASI Peter	GER	18 JAN 2000	0.66	23.45	<b>48.74</b> 25.29	0.84 Q
11	6	9	FABIANI Remi Noel Claude	LUX	13 NOV 2001	0.65	23.43	<b>48.84</b> 25.41	0.94 Q
=12	8	1	NAVIKONIS Tomas	LTU	12 APR 2003	0.67	23.72	<b>48.91</b> 25.19	1.01 Q
=12	8	2	CHOWANIEC Mateusz	POL	3 OCT 2003	0.62	23.61	<b>48.91</b> 25.30	1.01 Q
14	7	8	DINU Patrick-Sebastian	ROU	12 JUN 2005	0.69	23.68	<b>48.94</b> 25.26	1.04 Q
=15	6	2	WREDE Martin	GER	15 JAN 2005	0.67	23.52	<b>48.98</b> 25.46	1.08 Q
=15	9	1	HRIBAR Jere	CRO	19 JAN 2004	0.70	23.41	<b>48.98</b> 25.57	1.08 Q
17	7	1	EIDAM Ole Mats	GER	15 MAR 2003	0.67	23.37	<b>49.06</b> 25.69	1.16
18	9	2	DUDYS Dominik	POL	23 AUG 2002	0.61	23.40	<b>49.07</b> 25.67	1.17
19	6	4	BRATANOV Kaloyan	BUL	24 JUL 2000	0.67	23.52	<b>49.10</b> 25.58	1.20 R
20	9	5	MILJENIC Nikola	CRO	19 MAY 1998	0.73	23.75	<b>49.11</b> 25.36	1.21 R
21	8	7	STJEPANOVIC Velimir	SRB	7 AUG 1993	0.60	23.63	<b>49.16</b> 25.53	1.26
22	5	4	ACIN Nikola	SRB	19 DEC 1999	0.68	23.51	<b>49.22</b> 25.71	1.32
23	8	6	PISZCZOROWICZ Bartosz	POL	23 OCT 1999	0.66	23.75	<b>49.25</b> 25.50	1.35

Official Timekeeping by Omega



Event 10  
18 JUN 2024 - 9:38

Men's 100m Freestyle

Heats

### Results Summary

Event Number 10

Rank	Heat	Lane	Name	NAT Code	Date of Birth	R.T.	50m	Time	Time Behind
24	8	0	LUKMINAS Tomas	LTU	26 OCT 2004	0.69	23.85	<b>49.35</b> 25.50	1.45
25	6	1	LENTZ Frederik Riedel	DEN	25 OCT 2001	0.62	23.91	<b>49.37</b> 25.46	1.47
=26	9	0	MESZAROS Daniel	HUN	9 JAN 2003	0.71	23.57	<b>49.47</b> 25.90	1.57
=26	9	7	PAINTER Alexander	GBR	19 SEP 2004	0.62	23.87	<b>49.47</b> 25.60	1.57
28	4	3	GLIVINSKIY Alexey	ISR	23 SEP 2004	0.63	23.58	<b>49.49</b> 25.91	1.59
29	6	7	LINNYK Illia	UKR	14 MAR 2001	0.66	24.00	<b>49.51</b> 25.51	1.61
30	3	7	DRAGOJA Toni	CRO	12 JAN 2004	0.64	23.88	<b>49.52</b> 25.64	1.62
31	7	9	DJAKOVIC Antonio	SUI	8 OCT 2002	0.67	23.83	<b>49.55</b> 25.72	1.65
32	6	5	NANKOV Deniel	BUL	2 JAN 2003	0.61	23.33	<b>49.58</b> 26.25	1.68
=33	4	6	SIVEC Vili	CRO	13 AUG 2003	0.66	23.93	<b>49.65</b> 25.72	1.75
=33	8	9	HANSON Robin	SWE	2 APR 2001	0.66	23.85	<b>49.65</b> 25.80	1.75
35	8	8	SZABADOS Bence	HUN	29 SEP 2001	0.68	23.79	<b>49.75</b> 25.96	1.85
36	9	8	DUSA Matej	SVK	10 JUL 2000	0.60	23.40	<b>49.82</b> 26.42	1.92
=37	5	0	KULJUS Lars	EST	16 AUG 2005	0.68	24.25	<b>49.83</b> 25.58	1.93
=37	6	6	RATIU George-Adrian	ROU	23 APR 2000	0.67	23.52	<b>49.83</b> 26.31	1.93
39	5	6	KARTAVI Martin	ISR	9 MAR 2004	0.59	23.69	<b>49.84</b> 26.15	1.94
40	5	3	ELIASSON Isak	SWE	22 JAN 1996	0.73	23.96	<b>49.88</b> 25.92	1.98
41	5	7	PERSSON Elias	SWE	3 APR 2002	0.64	23.74	<b>49.92</b> 26.18	2.02
42	4	5	BARSEGHYAN Artur	ARM	29 MAR 2002	0.71	24.04	<b>49.96</b> 25.92	2.06
43	4	4	KOSKI Tomas	FIN	23 JUL 2004	0.65	24.09	<b>50.00</b> 25.91	2.10
44	9	9	MELADINIS Odyssefs	GRE	5 APR 1990	0.72	23.94	<b>50.02</b> 26.08	2.12
45	4	8	SOGAARD-ANDERSEN Oliver	DEN	24 OCT 2003	0.61	24.36	<b>50.11</b> 25.75	2.21
=46	5	5	ZAITSEV Daniel	EST	13 DEC 1997	0.63	23.58	<b>50.12</b> 26.54	2.22
=46	5	9	JAZDAUSKAS Rokas	LTU	14 JUN 2005	0.60	24.14	<b>50.12</b> 25.98	2.22
=48	5	8	NICKELSEN Rasmus	DEN	28 FEB 2003	0.63	23.99	<b>50.16</b> 26.17	2.26
=48	7	7	MILDRED Edward	GBR	10 APR 2003	0.69	24.26	<b>50.16</b> 25.90	2.26

Official Timekeeping by Omega



Event 10  
18 JUN 2024 - 9:38

Men's 100m Freestyle

Heats

### Results Summary

Event Number 10

Rank	Heat	Lane	Name	NAT Code	Date of Birth	R.T.	50m	Time	Time Behind
50	7	3	LOKTEV Denis	ISR	6 APR 2000	0.63	23.88	<b>50.19</b> 26.31	2.29
51	5	2	BEHAR Tiago	SUI	5 MAR 2002	0.69	24.13	<b>50.24</b> 26.11	2.34
52	5	1	YOAV Romano	ISR	13 JUN 2004	0.62	24.57	<b>50.26</b> 25.69	2.36
53	3	5	AHTIAINEN Alex	EST	27 JAN 2001	0.61	23.81	<b>50.29</b> 26.48	2.39
54	6	8	NIKOLIC Uros	SRB	20 JUL 1996	0.73	24.26	<b>50.32</b> 26.06	2.42
55	4	9	TRAMPITSCH Alexander	AUT	5 FEB 1999	0.65	24.75	<b>50.35</b> 25.60	2.45
56	6	0	SZILAGYI AR	ROU	20 FEB 1998	0.60	24.09	<b>50.37</b> 26.28	2.47
57	3	6	MESETOVIC Adi	BIH	30 APR 1997	0.66	23.99	<b>50.38</b> 26.39	2.48
58	3	2	RULLIS Reds	LAT	19 JUN 2005	0.74	24.25	<b>50.40</b> 26.15	2.50
59	4	0	BRANKARR Ronny	FIN	11 JUL 2002	0.66	24.10	<b>50.59</b> 26.49	2.69
60	4	7	HOLMQUIST Marcus	SWE	5 FEB 2000	0.63	24.21	<b>50.60</b> 26.39	2.70
61	3	4	OPATRIL Leon	AUT	4 DEC 2003	0.65	23.87	<b>50.76</b> 26.89	2.86
62	3	3	SELIN Artem	GER	21 MAY 2002	0.62	23.40	<b>50.78</b> 27.38	2.88
63	2	3	COVALIOV Egor	MDA	28 SEP 2004	0.66	24.32	<b>51.04</b> 26.72	3.14
64	2	2	DRACIC Kenan	BIH	21 OCT 2006	0.64	24.80	<b>51.16</b> 26.36	3.26
65	4	1	TEXTOR-BROCH William	DEN	8 OCT 2001	0.66	23.74	<b>51.19</b> 27.45	3.29
66	2	7	LOMERO ARENAS Bernat	AND	28 DEC 1997	0.66	24.88	<b>51.46</b> 26.58	3.56
67	2	6	STATKEVICIUS Simon Elias	ISL	24 DEC 2003	0.67	24.36	<b>51.51</b> 27.15	3.61
68	2	8	DITTRICH Moritz	AUT	23 AUG 2001	0.66	24.84	<b>51.59</b> 26.75	3.69
69	1	5	KUKHALASHVILI Luka	GEO	17 OCT 2002	0.62	24.63	<b>51.66</b> 27.03	3.76
70	3	1	MASO Alaa	ERT	1 JAN 2000	0.67	24.59	<b>51.73</b> 27.14	3.83
71	1	3	NURKIC KACAPOR Mak Edvin	BIH	27 AUG 2005	0.67	24.88	<b>51.80</b> 26.92	3.90
72	3	9	MIHAILOVS Jegors	LAT	12 APR 2004	0.66	25.47	<b>51.87</b> 26.40	3.97
73	3	8	SAKELS Stanislavs	LAT	25 MAR 2004	0.71	25.12	<b>51.95</b> 26.83	4.05
74	2	4	CURGELIS Valerijs	LAT	23 OCT 2005	0.65	23.95	<b>52.01</b> 28.06	4.11
75	2	1	LIUKKONEN Ari-Pekka	FIN	9 FEB 1989	0.70	24.47	<b>52.09</b> 27.62	4.19

Official Timekeeping by Omega





Event 10  
18 JUN 2024 - 9:38

Men's 100m Freestyle

Heats

### Results Summary

Event Number 10

Rank	Heat	Lane	Name	NAT Code	Date of Birth	R.T.	50m	Time	Time Behind
76	3	0	TEBITE Oisín	IRL	28 JAN 2005	0.63	25.08	<b>52.22</b> 27.14	4.32
77	1	6	EIDESGAARD BE	FRO	10 JUN 2003	0.69	25.53	<b>52.32</b> 26.79	4.42
=78	1	2	JANKOVSKI Jovan	MKD	18 JAN 2006	0.60	24.87	<b>52.45</b> 27.58	4.55
=78	2	0	ALOVATKI Pavel	MDA	31 OCT 2003	0.68	25.32	<b>52.45</b> 27.13	4.55
80	1	7	PRISKA Paolo	ALB	15 SEP 2004	0.64	25.14	<b>52.63</b> 27.49	4.73
81	2	9	KOXHAKU Grisi	ALB	24 MAR 2006	0.66	25.29	<b>52.85</b> 27.56	4.95
82	1	4	LOMERO ARENAS Tomas	AND	5 JUL 2001	0.63	24.93	<b>53.02</b> 28.09	5.12
83	1	1	TRAJANOVSKI Nikola	MKD	16 OCT 2002	0.63	25.35	<b>53.32</b> 27.97	5.42
84	1	8	ALGULIEV Rashad	AZE	14 JUN 2004	0.69	26.05	<b>53.97</b> 27.92	6.07
85	4	2	MAKINEN Kalle	FIN	14 MAR 2002	0.70	22.43	<b>1:02.09</b> 39.66	14.19
	6	3	BAILEY Evan	IRL	13 JUL 2005			<b>DNS</b>	
	7	0	FRY Calvin	GBR	1 JUL 2004			<b>DNS</b>	

**Legend:**

=	Equal rank	CR	Championship Record	DNS	Did Not Start	ER	European Record
Q	Qualified for next phase	R	Reserve	R.T.	Reaction Time	WR	World Record

Official Timekeeping by Omega



**Event 11**  
18 JUN 2024 - 10:00

**Women's 100m Breaststroke**

**Heats**

### Results Summary


Event Number 11

	Record	Split	Name	NAT Code	Location	Date
<b>WR</b>	1:04.13	29.80	KING Lilly	USA	Budapest (HUN)	25 JUL 2017
<b>ER</b>	1:04.35	29.97	MEILUTYTE Ruta	LTU	Barcelona (ESP)	29 JUL 2013
<b>CR</b>	1:05.53	31.13	EFIMOVA Yuliya	RUS	Glasgow (GBR)	5 AUG 2018

Rank	Heat	Lane	Name	NAT Code	Date of Birth	R.T.	50m	Time	Time Behind
1	4	5	<b>GORBENKO Anastasia</b>	ISR	7 AUG 2003	0.63	31.09	<b>1:06.15</b> 35.06	<b>Q</b>
2	4	4	<b>JEFIMOVA Eneli</b>	EST	27 DEC 2006	0.71	31.53	<b>1:06.67</b> 35.14	0.52 <b>Q</b>
3	2	4	<b>MAMIE Lisa</b>	SUI	27 OCT 1998	0.73	31.65	<b>1:07.19</b> 35.54	1.04 <b>Q</b>
4	3	5	<b>KLINT IPSA Olivia</b>	SWE	13 MAR 2005	0.73	31.76	<b>1:07.48</b> 35.72	1.33 <b>Q</b>
5	3	3	<b>ROMANJUK Maria</b>	EST	15 AUG 1996	0.71	32.15	<b>1:07.95</b> 35.80	1.80 <b>Q</b>
6	3	4	<b>SZTANDERA Dominika</b>	POL	19 JAN 1997	0.62	31.90	<b>1:08.17</b> 36.27	2.02 <b>Q</b>
7	3	1	<b>HORSKA Kristyna</b>	CZE	30 SEP 1997	0.71	32.34	<b>1:08.25</b> 35.91	2.10 <b>Q</b>
8	4	2	<b>CELIK Tina</b>	SLO	24 APR 2001	0.74	32.59	<b>1:08.36</b> 35.77	2.21 <b>Q</b>
9	3	2	<b>BLAZEVIC Ana</b>	CRO	24 JUN 2003	0.73	32.75	<b>1:08.76</b> 36.01	2.61 <b>Q</b>
10	2	6	<b>SCHLOSSHAN Leah</b>	GBR	26 MAR 2005	0.80	32.53	<b>1:08.92</b> 36.39	2.77 <b>Q</b>
11	4	3	<b>RYBAK-ANDERSEN Clara</b>	DEN	18 DEC 2003	0.71	32.68	<b>1:09.04</b> 36.36	2.89 <b>Q</b>
12	4	6	<b>COYNE Niamh</b>	IRL	22 JUN 2001	0.71	32.59	<b>1:09.06</b> 36.47	2.91 <b>Q</b>
13	2	5	<b>HULKKO Ida</b>	FIN	12 DEC 1998	0.65	32.46	<b>1:09.07</b> 36.61	2.92 <b>Q</b>
14	3	7	<b>FAST Emelie</b>	SWE	20 FEB 2004	0.66	32.25	<b>1:09.11</b> 36.86	2.96 <b>Q</b>
15	3	6	<b>RODRIGUES Ana</b>	POR	21 APR 1994	0.69	31.94	<b>1:09.15</b> 37.21	3.00 <b>Q</b>
16	2	8	<b>NIKOLOVA Teya</b>	BUL	17 APR 2005	0.66	32.76	<b>1:09.22</b> 36.46	3.07 <b>Q</b>
17	2	2	<b>BEKESI Eszter</b>	HUN	19 JAN 2002	0.76	33.03	<b>1:09.43</b> 36.40	3.28 <b>R</b>
18	2	3	<b>PODMANIKOVA Andrea</b>	SVK	23 FEB 1998	0.68	32.64	<b>1:09.48</b> 36.84	3.33 <b>R</b>
19	2	1	<b>MC CARTNEY Ellie</b>	IRL	13 APR 2005	0.70	32.73	<b>1:09.53</b> 36.80	3.38
20	4	0	<b>KONTOGEORGOU Eleni</b>	GRE	9 JUL 2000	0.68	33.00	<b>1:09.79</b> 36.79	3.64
21	1	4	<b>KIVIRINTA Veera</b>	FIN	6 APR 1995	0.68	31.22	<b>1:09.88</b> 38.66	3.73
22	4	7	<b>ANGELAKI Chara</b>	GRE	20 OCT 2004	0.72	32.39	<b>1:09.93</b> 37.54	3.78
23	2	0	<b>TRNIKOVA Nikoleta</b>	SVK	29 JUL 2002	0.66	33.10	<b>1:10.37</b> 37.27	4.22

Official Timekeeping by Omega





Event 11  
18 JUN 2024 - 10:00

Women's 100m Breaststroke

Heats

### Results Summary

Event Number 11

Rank	Heat	Lane	Name	NAT Code	Date of Birth	R.T.	50m	Time	Time Behind
24	4	1	BUKVIC Martina	SRB	24 MAY 2006	0.73	32.77	<b>1:10.38</b> 37.61	4.23
25	2	7	SLYNGSTADLI SR	NOR	1 APR 2004	0.71	32.16	<b>1:10.81</b> 38.65	4.66
26	4	8	THORMALM Klara	SWE	29 MAR 1998	0.73	32.45	<b>1:10.88</b> 38.43	4.73
27	3	0	FUGLSANG Anna Munk	DEN	22 NOV 2005	0.74	33.13	<b>1:11.10</b> 37.97	4.95
28	4	9	MURTO Anniina	FIN	28 SEP 2001	0.69	32.94	<b>1:11.37</b> 38.43	5.22
29	3	9	METSAKONKOLA Kiia	FIN	19 JUL 2005	0.72	32.05	<b>1:11.94</b> 39.89	5.79
30	2	9	TUDO CUBELLS Nadia	AND	8 APR 1997	0.70	34.33	<b>1:12.59</b> 38.26	6.44
31	1	3	GJOKA Stella	ALB	29 SEP 2007	0.58	33.63	<b>1:15.00</b> 41.37	8.85
32	1	5	INGOLFSDOTTIR Birgitta	ISL	22 OCT 2005	0.83	34.44	<b>1:15.34</b> 40.90	9.19
	3	8	PETKOVA Diana	BUL	10 JUN 2000			<b>DSQ</b>	

**Legend:**

<b>CR</b>	Championship Record	<b>DSQ</b>	Disqualified	<b>ER</b>	European Record	<b>Q</b>	Qualified for next phase
<b>R</b>	Reserve	<b>R.T.</b>	Reaction Time	<b>WR</b>	World Record		

Official Timekeeping by Omega



Event 12  
18 JUN 2024 - 10:12

Men's 200m Backstroke

Heats


## Results Summary

Event Number 12

	Record	Splits		Name	NAT Code	Location	Date	
<b>WR</b>	1:51.92	26.52	54.90	1:23.30	PEIRSOL Aaron	USA	Rome (ITA)	31 JUL 2009
<b>ER</b>	1:53.23	27.12	55.38	1:24.10	RYLOV Evgeny	RUS	Kazan (RUS)	8 APR 2021
<b>CR</b>	1:53.36	26.89	54.78	1:24.12	RYLOV Evgeny	RUS	Glasgow (GBR)	8 AUG 2018

Rank	Heat	Lane	Name	NAT Code	Date of Birth	R.T.	50m	100m	150m	Time	Time Behind
1	3	4	MITYUKOV Roman	SUI	30 JUL 2000	0.53	27.28	56.77	1:27.53	<b>1:57.19</b>	<b>Q</b>
								29.49	30.76	29.66	
2	1	6	GERCHIK David	ISR	20 FEB 2001	0.64	28.07	57.35	1:27.67	<b>1:57.48</b>	0.29 <b>Q</b>
								29.28	30.32	29.81	
3	1	4	ZHELTIKOV Oleksandr	UKR	15 NOV 2005	0.59	27.76	58.13	1:28.72	<b>1:58.39</b>	1.20 <b>Q</b>
								30.37	30.59	29.67	
4	2	5	MASIUK Ksawery	POL	17 DEC 2004	0.55	27.40	57.20	1:28.35	<b>1:58.47</b>	1.28 <b>Q</b>
								29.80	31.15	30.12	
5	1	5	SISKOS Apostolos	GRE	24 JUN 2005	0.56	27.46	57.64	1:28.62	<b>1:58.50</b>	1.31 <b>Q</b>
								30.18	30.98	29.88	
6	3	5	KOVACS Benedek	HUN	18 MAY 1998	0.69	27.53	57.61	1:28.68	<b>1:58.79</b>	1.60 <b>Q</b>
								30.08	31.07	30.11	
7	2	4	TELEGDY Adam	HUN	1 NOV 1995	0.69	27.75	57.74	1:28.70	<b>1:58.80</b>	1.61 <b>Q</b>
								29.99	30.96	30.10	
8	3	3	SHORTT John	IRL	7 FEB 2007	0.61	28.14	58.25	1:29.12	<b>1:59.15</b>	1.96 <b>Q</b>
								30.11	30.87	30.03	
9	3	6	DANZIGER Inbar Ono	ISR	1 JAN 2004	0.54	28.69	58.98	1:29.92	<b>1:59.84</b>	2.65 <b>Q</b>
								30.29	30.94	29.92	
10	2	3	JAHN Cornelius	GER	5 JAN 2003	0.67	27.73	57.86	1:29.01	<b>2:00.02</b>	2.83 <b>Q</b>
								30.13	31.15	31.01	
11	2	2	SENICA PAVLETIC Primož	SLO	14 JAN 2001	0.68	28.72	58.89	1:29.74	<b>2:00.35</b>	3.16 <b>Q</b>
								30.17	30.85	30.61	
12	3	2	LEVTEROV Kaloyan	BUL	8 FEB 2003	0.61	28.81	59.43	1:30.16	<b>2:00.48</b>	3.29 <b>Q</b>
								30.62	30.73	30.32	
13	2	7	SKERRY Jack	GBR	17 NOV 2004	0.58	28.32	58.86	1:29.89	<b>2:00.68</b>	3.49 <b>Q</b>
								30.54	31.03	30.79	
14	2	6	KAWECKI Radosław	POL	16 AUG 1991	0.64	28.18	58.37	1:29.78	<b>2:00.71</b>	3.52 <b>Q</b>
								30.19	31.41	30.93	
15	3	7	BUCCA Flavio	SUI	15 APR 2005	0.71	28.64	58.68	1:29.64	<b>2:01.38</b>	4.19 <b>Q</b>
								30.04	30.96	31.74	
16	1	3	DIENER Christian Erik	GER	3 JUN 1993	0.63	27.78	58.45	1:30.00	<b>2:01.63</b>	4.44 <b>Q</b>
								30.67	31.55	31.63	
17	1	7	FERS ERZEN Anže	SLO	3 MAR 1999	0.60	28.67	58.94	1:30.46	<b>2:01.76</b>	4.57 <b>R</b>
								30.27	31.52	31.30	
18	1	2	WARD Matthew	GBR	8 MAY 2005	0.56	27.97	58.57	1:30.31	<b>2:01.81</b>	4.62 <b>R</b>
								30.60	31.74	31.50	
19	1	1	HALBEISEN Max	AUT	25 SEP 2003	0.54	28.19	58.73	1:30.07	<b>2:02.07</b>	4.88
								30.54	31.34	32.00	
20	2	1	HRABAROV Oleksii	UKR	15 MAY 2005	0.66	29.35	1:00.09	1:31.16	<b>2:02.33</b>	5.14
								30.74	31.07	31.17	
21	3	8	BARCOT Juraj	CRO	24 JUL 2005	0.71	29.81	1:00.79	1:32.79	<b>2:04.59</b>	7.40
								30.98	32.00	31.80	
22	1	8	PUSNIK Jaka	SLO	23 JUL 2003	0.70	29.46	1:00.87	1:33.16	<b>2:05.79</b>	8.60
								31.41	32.29	32.63	
23	3	1	MARAANA Adam	ISR	7 JUL 2003	0.55	28.49	1:00.60	1:33.24	<b>2:07.03</b>	9.84
								32.11	32.64	33.79	

Official Timekeeping by Omega



Event 12

18 JUN 2024 - 10:12

Men's 200m Backstroke

Heats

### Results Summary

Event Number 12

Rank	Heat	Lane	Name	NAT Code	Date of Birth	R.T.	50m	100m	150m	Time	Time Behind
24	2	8	NURKIC KACAPOR Mak Edvin	BIH	27 AUG 2005	0.58	29.45	1:01.13 31.68	1:34.34 33.21	<b>2:07.77</b> 33.43	10.58

**Legend:**

<b>CR</b>	Championship Record	<b>ER</b>	European Record	<b>Q</b>	Qualified for next phase	<b>R</b>	Reserve
<b>R.T.</b>	Reaction Time	<b>WR</b>	World Record				

Official Timekeeping by Omega

Event 13  
18 JUN 2024 - 10:23

Mixed 4 x 100m Medley Relay

Heats


## Results Summary

Event Number 13

	Record	Splits	NAT (Relay)	Location	Date
<b>WR</b>	3:37.58	58.80 1:55.58	2:45.58 GBR - Great Britain	Tokyo (JPN)	31 JUL 2021
<b>ER</b>	3:37.58	58.80 1:55.58	2:45.58 GBR - Great Britain	Tokyo (JPN)	31 JUL 2021
<b>CR</b>	3:38.82	58.43 1:55.56	2:46.17 GBR - Great Britain	Budapest (HUN)	20 MAY 2021

Rank	Heat	Lane	NAT / Name	Gender	R.T.	50m	100m	Time	Time Behind
1	2	2	<b>POL - Poland</b>					<b>3:48.90</b>	<b>Q</b>
			STOKOWSKI Kacper	M	0.57	26.06	54.02		
			KALUSOWSKI Jan	M	0.39	28.48	1:00.43	1:54.45	
			PEDA Paulina	F	0.49	26.71	58.66	2:53.11	
			FAMULOK Zuzanna	F	0.45	26.77	55.79		
2	2	3	<b>GRE - Greece</b>					<b>3:49.24</b>	0.34 <b>Q</b>
			MAKRYGIANNIS Evangelos	M	0.61	26.03	53.54		
			ASPOUGALIS Arkadios Georgios	M	0.44	28.64	1:01.54	1:55.08	
			DAMASIOTI Georgia	F	0.38	27.36	59.08	2:54.16	
			DRAKOU Theodora	F	0.22	25.96	55.08		
3	2	7	<b>GER - Germany</b>					<b>3:50.15</b>	1.25 <b>Q</b>
			WERNER Maya	F	0.68	30.68	1:03.05		
			DE GEUS Noel	M	0.30	27.67	59.84	2:02.89	
			KAMMANN Bjorn	M	0.31	23.89	51.79	2:54.68	
			JAZY Nina Sandrine	F	0.17	26.14	55.47		
4	1	2	<b>ISR - Israel</b>					<b>3:50.56</b>	1.66 <b>Q</b>
			SPITZ Ayla Riley	F	0.64	29.39	1:01.01		
			ITZHAKI Jonathan	M	0.42	28.45	1:01.01	2:02.02	
			HAYON Ariel	F	0.52	27.61	59.61	3:01.63	
			GLIVINSKIY Alexey	M	0.15	23.46	48.93		
5	1	4	<b>HUN - Hungary</b>					<b>3:50.95</b>	2.05 <b>Q</b>
			JASZO Adam	M	0.67	26.31	54.17		
			BEKESI Eszter	F	0.37	32.96	1:10.00	2:04.17	
			MARTON Richard	M	0.04	24.01	51.98	2:56.15	
			SENANSZKY Petra	F	0.24	25.72	54.80		
6	1	6	<b>DEN - Denmark</b>					<b>3:52.27</b>	3.37 <b>Q</b>
			TABOR Schastine	F	0.52	30.16	1:03.09		
			GAUR Jonas	M	0.30	28.76	1:01.98	2:05.07	
			PUGGAARD Casper	M	0.43	24.25	51.83	2:56.90	
			BRO Signe	F	0.33	26.43	55.37		
7	1	7	<b>SWE - Sweden</b>					<b>3:52.54</b>	3.64 <b>Q</b>
			TORNQVIST Samuel	M	0.56	27.02	56.54		
			PERSSON Erik	M	0.15	28.24	1:00.25	1:56.79	
			JERNSTEDT Edith	F	0.40	27.69	59.84	2:56.63	
			BERGMAN Hanna	F	0.31	26.53	55.91		
8	2	1	<b>IRL - Ireland</b>					<b>3:56.11</b>	7.21 <b>Q</b>
			CULLEN Lottie	F	0.66	30.06	1:03.72		
			CORBY Eoin	M	0.17	28.12	1:00.68	2:04.40	
			CASSIN Jack	M	0.39	25.12	54.26	2:58.66	
			MC CARTNEY Ellie	F	0.44	27.31	57.45		
9	2	5	<b>SRB - Serbia</b>					<b>3:57.18</b>	8.28 <b>R</b>
			DRAGOJLOVIC Djordje	M	0.62	27.29	56.91		
			ZIVANOVIC Uros	M	0.32	28.75	1:02.40	1:59.31	
			KALJEVIC Mina	F	0.40	28.54	1:02.42	3:01.73	
			MILUTINOVIC Katarina	F	0.07	26.43	55.45		

Official Timekeeping by Omega



Event 13  
18 JUN 2024 - 10:23

Mixed 4 x 100m Medley Relay

Heats

### Results Summary

Event Number 13

Rank	Heat	Lane	NAT / Name	Gender	R.T.	50m	100m	Time	Time Behind
		1	3 SUI - Switzerland				DNS		
		1	5 SVK - Slovakia				DNS		
		2	4 FIN - Finland				DNS		
		2	6 EST - Estonia				DNS		

**Legend:**

<b>CR</b>	Championship Record	<b>DNS</b>	Did Not Start	<b>ER</b>	European Record	<b>F</b>	Female
<b>M</b>	Male	<b>Q</b>	Qualified for next phase	<b>R</b>	Reserve	<b>R.T.</b>	Reaction Time
<b>WR</b>	World Record						

Official Timekeeping by Omega



Event 14

18 JUN 2024 - 10:35

Men's 800m Freestyle

Heats

## Results Summary

Event Number 14


	Record	Splits		Name	NAT Code	Location	Date	
<b>WR</b>	7:32.12	55.20	1:52.55	3:46.79	ZHANG Lin	CHN	Rome (ITA)	29 JUL 2009
<b>ER</b>	7:39.19	54.98	1:52.54	3:48.73	WIFFEN Daniel	IRL	Fukuoka (JPN)	26 JUL 2023
<b>CR</b>	7:40.86	55.31	1:53.49	3:50.81	PALTRINIERI Gregorio	ITA	Rome (ITA)	13 AUG 2022

Rank	Heat	Lane	Name	NAT Code	Date of Birth	R.T.	Time	Time Behind
<b>1</b>	<b>3</b>	<b>4</b>	<b>ROMANCHUK Mykhailo</b>	<b>UKR</b>	<b>7 AUG 1996</b>	<b>0.74</b>	<b>7:48.22</b>	<b>Q</b>
	50m 27.65	100m 56.98	150m 1:26.19	200m 1:55.40	250m 2:24.58	300m 2:53.99	350m 3:23.40	400m 3:52.74
		29.33	29.21	29.21	29.18	29.41	29.41	29.34
	450m 4:22.27	500m 4:51.46	550m 5:20.88	600m 5:50.27	650m 6:19.95	700m 6:49.37	750m 7:18.98	
	29.53	29.19	29.42	29.39	29.68	29.42	29.61	29.24
<b>2</b>	<b>3</b>	<b>6</b>	<b>SARKANY Zalan</b>	<b>HUN</b>	<b>15 OCT 2003</b>	<b>0.66</b>	<b>7:50.36</b>	<b>2.14 Q</b>
	50m 26.48	100m 55.42	150m 1:24.70	200m 1:54.10	250m 2:23.70	300m 2:53.56	350m 3:23.46	400m 3:53.30
		28.94	29.28	29.40	29.60	29.86	29.90	29.84
	450m 4:23.24	500m 4:52.73	550m 5:22.76	600m 5:52.41	650m 6:22.46	700m 6:52.20	750m 7:21.96	
	29.94	29.49	30.03	29.65	30.05	29.74	29.76	28.40
<b>3</b>	<b>3</b>	<b>3</b>	<b>MARKOS Dimitrios</b>	<b>GRE</b>	<b>13 SEP 2001</b>	<b>0.71</b>	<b>7:50.38</b>	<b>2.16 Q</b>
	50m 27.40	100m 56.95	150m 1:26.59	200m 1:56.25	250m 2:25.55	300m 2:55.12	350m 3:24.68	400m 3:54.29
		29.55	29.64	29.66	29.30	29.57	29.56	29.61
	450m 4:23.80	500m 4:53.53	550m 5:23.53	600m 5:53.33	650m 6:23.30	700m 6:53.39	750m 7:22.61	
	29.51	29.73	30.00	29.80	29.97	30.09	29.22	27.77
<b>4</b>	<b>3</b>	<b>2</b>	<b>CHMIELEWSKI Krzysztof</b>	<b>POL</b>	<b>8 JUN 2004</b>	<b>0.63</b>	<b>7:50.51</b>	<b>2.29 Q</b>
	50m 27.49	100m 57.00	150m 1:26.59	200m 1:56.12	250m 2:25.41	300m 2:54.86	350m 3:24.35	400m 3:54.05
		29.51	29.59	29.53	29.45	29.45	29.49	29.70
	450m 4:23.54	500m 4:53.10	550m 5:22.81	600m 5:52.77	650m 6:22.98	700m 6:52.87	750m 7:22.36	
	29.49	29.56	29.71	29.96	30.21	29.89	29.49	28.15
<b>5</b>	<b>2</b>	<b>4</b>	<b>TUNCELLI Kuzey</b>	<b>TUR</b>	<b>30 AUG 2007</b>	<b>0.69</b>	<b>7:53.92</b>	<b>5.70 Q</b>
	50m 27.37	100m 56.56	150m 1:26.49	200m 1:56.18	250m 2:25.98	300m 2:55.76	350m 3:25.80	400m 3:55.95
		29.19	29.93	29.69	29.80	29.78	30.04	30.15
	450m 4:25.95	500m 4:55.99	550m 5:25.01	600m 5:54.93	650m 6:25.10	700m 6:55.45	750m 7:25.20	
	30.00	30.04	29.02	29.92	30.17	30.35	29.75	28.72
<b>6</b>	<b>2</b>	<b>3</b>	<b>WIFFEN Nathan</b>	<b>IRL</b>	<b>14 JUL 2001</b>	<b>0.67</b>	<b>7:54.60</b>	<b>6.38 Q</b>
	50m 27.28	100m 56.34	150m 1:25.82	200m 1:55.32	250m 2:25.31	300m 2:55.39	350m 3:25.57	400m 3:55.84
		29.06	29.48	29.50	29.99	30.08	30.18	30.27
	450m 4:25.82	500m 4:56.03	550m 5:26.19	600m 5:56.44	650m 6:26.65	700m 6:56.81	750m 7:26.63	
	29.98	30.21	30.16	30.25	30.21	30.16	29.82	27.97
<b>7</b>	<b>2</b>	<b>6</b>	<b>OZDEN Muhammed Yusuf</b>	<b>TUR</b>	<b>26 FEB 2006</b>	<b>0.75</b>	<b>7:55.56</b>	<b>7.34 Q</b>
	50m 27.84	100m 57.25	150m 1:27.25	200m 1:57.17	250m 2:27.34	300m 2:57.21	350m 3:27.31	400m 3:57.35
		29.41	30.00	29.92	30.17	29.87	30.10	30.04
	450m 4:27.30	500m 4:57.28	550m 5:27.41	600m 5:57.45	650m 6:27.54	700m 6:57.71	750m 7:27.39	
	29.95	29.98	30.13	30.04	30.09	30.17	29.68	28.17
<b>8</b>	<b>2</b>	<b>5</b>	<b>CHRISTIANSEN Henrik</b>	<b>NOR</b>	<b>9 OCT 1996</b>	<b>0.72</b>	<b>7:55.62</b>	<b>7.40 Q</b>
	50m 27.71	100m 57.43	150m 1:27.36	200m 1:57.37	250m 2:27.26	300m 2:57.32	350m 3:27.18	400m 3:57.20
		29.72	29.93	30.01	29.89	30.06	29.86	30.02
	450m 4:27.06	500m 4:57.13	550m 5:27.08	600m 5:57.01	650m 6:26.90	700m 6:57.09	750m 7:26.77	
	29.86	30.07	29.95	29.93	29.89	30.19	29.68	28.85
<b>9</b>	<b>3</b>	<b>5</b>	<b>JOENTVEDT Jon</b>	<b>NOR</b>	<b>28 JUL 2003</b>	<b>0.72</b>	<b>8:01.04</b>	<b>12.82 R</b>
	50m 26.88	100m 55.61	150m 1:24.67	200m 1:54.19	250m 2:23.76	300m 2:53.63	350m 3:23.63	400m 3:53.86
		28.73	29.06	29.52	29.57	29.87	30.00	30.23
	450m 4:23.92	500m 4:54.48	550m 5:25.07	600m 5:55.92	650m 6:27.12	700m 6:59.01	750m 7:30.70	
	30.06	30.56	30.59	30.85	31.20	31.89	31.69	30.34
<b>10</b>	<b>2</b>	<b>7</b>	<b>MISKINIS Dziugas</b>	<b>LTU</b>	<b>4 MAR 2005</b>	<b>0.70</b>	<b>8:04.06</b>	<b>15.84 R</b>
	50m 27.93	100m 57.67	150m 1:27.94	200m 1:57.88	250m 2:28.27	300m 2:58.22	350m 3:28.78	400m 3:58.86
		29.74	30.27	29.94	30.39	29.95	30.56	30.08
	450m 4:29.57	500m 5:00.02	550m 5:31.17	600m 6:01.83	650m 6:32.96	700m 7:03.58	750m 7:34.83	
	30.71	30.45	31.15	30.66	31.13	30.62	31.25	29.23

Official Timekeeping by Omega







Event 14

18 JUN 2024 - 10:35

Men's 800m Freestyle

Heats

### Results Summary


Event Number 14

Rank	Heat	Lane	Name	NAT Code	Date of Birth	R.T.	Time	Time Behind
	1	3	LEKIC Jovan	BIH	29 SEP 2003		DNS	

**Legend:**

<b>CR</b>	Championship Record	<b>DNS</b>	Did Not Start	<b>ER</b>	European Record	<b>Q</b>	Qualified for next phase
<b>R</b>	Reserve	<b>R.T.</b>	Reaction Time	<b>WR</b>	World Record		

Official Timekeeping by Omega



## Results

### Event Number 2

	Record	Split	Name	NAT Code	Location	Date
<b>WR</b>	51.71	24.83	SJOESTROEM Sarah	SWE	Budapest (HUN)	23 JUL 2017
<b>ER</b>	51.71	24.83	SJOESTROEM Sarah	SWE	Budapest (HUN)	23 JUL 2017
<b>CR</b>	52.67	25.72	SJOSTROM Sarah	SWE	Berlin (GER)	20 AUG 2014
<b>=CR</b>	52.67	25.24	SJOSTROM Sarah	SWE	Glasgow (GBR)	7 AUG 2018

Rank	Lane	Name	NAT Code	R.T.	50m	Time	Time Behind
1	4	<b>SEEMANOVA</b> Barbora	CZE	0.60	(1) 25.68	<b>53.50</b> 27.82	
2	3	<b>JANICKOVA</b> Barbora	CZE	0.69	(3) 25.80	<b>54.17</b> 28.37	0.67
3	5	<b>PADAR</b> Nikolett	HUN	0.69	(6) 26.24	<b>54.22</b> 27.98	0.72
4	6	<b>ANTONIOU</b> Kalia	CYP	0.69	(5) 26.23	<b>54.23</b> 28.00	0.73
5	2	<b>FIEDKIEWICZ</b> Kornelia	POL	0.61	(2) 25.77	<b>54.79</b> 29.02	1.29
6	1	<b>MUREZ</b> Andrea	ISR	0.74	(4) 25.89	<b>54.91</b> 29.02	1.41
7	7	<b>KREUNDL</b> Lena	AUT	0.65	(7) 26.53	<b>55.07</b> 28.54	1.57
8	8	<b>ABRAHAM</b> Minna	HUN	0.70	(8) 26.89	<b>55.11</b> 28.22	1.61

**Legend:**

<b>=</b>	Equal record	<b>CR</b>	Championship Record	<b>ER</b>	European Record	<b>R.T.</b>	Reaction Time
<b>WR</b>	World Record						

Official Timekeeping by Omega



Event 103  
18 JUN 2024 - 18:37

Men's 50m Butterfly

Final

## Results

### Event Number 3

	Record	Name	NAT Code	Location	Date
<b>WR</b>	22.27	GOVOROV Andrii	UKR	Rome (ITA)	1 JUL 2018
<b>ER</b>	22.27	GOVOROV Andrii	UKR	Rome (ITA)	1 JUL 2018
<b>CR</b>	22.48	GOVOROV Andrii	UKR	Glasgow (GBR)	7 AUG 2018

Rank	Lane	Name	NAT Code	R.T.	Time	Time Behind
1	4	<b>BILAS Stergios Marios</b>	GRE	0.62	<b>23.15</b>	
2	6	<b>BUCHER Simon</b>	AUT	0.59	<b>23.19</b>	0.04
3	7	<b>GRACIK Daniel</b>	CZE	0.60	<b>23.26</b>	0.11
4	5	<b>CHERUTI Meiron Amir</b>	ISR	0.59	<b>23.28</b>	0.13
=5	2	<b>BUKHOV Vladyslav</b>	UKR	0.69	<b>23.32</b>	0.17
=5	3	<b>SZABO Szebasztian</b>	HUN	0.62	<b>23.32</b>	0.17
7	8	<b>POPESCU Denis-Laurean</b>	ROU	0.63	<b>23.43</b>	0.28
8	1	<b>MILJENIC Nikola</b>	CRO	0.68	<b>23.71</b>	0.56

**Legend:**

= Equal rank      **CR** Championship Record      **ER** European Record      **R.T.** Reaction Time  
**WR** World Record

Official Timekeeping by Omega



Event 104  
18 JUN 2024 - 18:30

Women's 200m Backstroke

Final

## Results

### Event Number 4

	Record	Splits		Name	NAT Code	Location	Date
<b>WR</b>	2:03.14	29.34	1:00.73	1:31.84	McKEOWN Kaylee	AUS Sydney (AUS)	10 MAR 2023
<b>ER</b>	2:04.94	30.23	1:02.21	1:33.58	ZUEVA Anastasia	RUS Rome (ITA)	1 AUG 2009
<b>CR</b>	2:06.08	30.23	1:01.95	1:34.22	PANZIERA Margherita	ITA Budapest (HUN)	23 MAY 2021

Rank	Lane	Name	NAT Code	R.T.	50m	100m	150m	Time	Time Behind
1	2	REBELO Camila	POR	0.58	(3) 30.79	(5) 1:03.78 32.99	(4) 1:36.71 32.93	<b>2:08.95</b> 32.24	
2	4	MOLNAR Dora	HUN	0.63	(2) 30.47	(3) 1:03.26 32.79	(1) 1:36.09 32.83	<b>2:09.02</b> 32.93	0.07
3	5	SZABO FELTOTHY Eszter	HUN	0.63	(8) 31.51	(6) 1:04.45 32.94	(6) 1:37.29 32.84	<b>2:09.21</b> 31.92	0.26
4	6	MCGILL Holly	GBR	0.67	(5) 30.99	(2) 1:03.17 32.18	(3) 1:36.19 33.02	<b>2:09.74</b> 33.55	0.79
5	7	BARZELAY Aviv	ISR	0.58	(4) 30.86	(4) 1:03.56 32.70	(5) 1:36.86 33.30	<b>2:10.06</b> 33.20	1.11
6	3	PISKORSKA Adela	POL	0.58	(1) 29.68	(1) 1:02.17 32.49	(2) 1:36.14 33.97	<b>2:10.85</b> 34.71	1.90
7	1	PRISECARIU Aissia-Claudia	ROU	0.59	(6) 31.07	(=7) 1:04.61 33.54	(7) 1:37.80 33.19	<b>2:11.00</b> 33.20	2.05
8	8	SHARAFUTDINOVA Nika	UKR	0.66	(7) 31.10	(=7) 1:04.61 33.51	(8) 1:39.58 34.97	<b>2:13.76</b> 34.18	4.81

<b>Legend:</b>	
=	Equal rank
<b>WR</b>	World Record
<b>CR</b>	Championship Record
<b>ER</b>	European Record
<b>R.T.</b>	Reaction Time

Official Timekeeping by Omega





## Results

### Event Number 5


	Record	Split	Name	NAT Code	Location	Date
<b>WR</b>	56.88	26.63	PEATY Adam	GBR	Gwangju (KOR)	21 JUL 2019
<b>ER</b>	56.88	26.63	PEATY Adam	GBR	Gwangju (KOR)	21 JUL 2019
<b>CR</b>	57.10	26.75	PEATY Adam	GBR	Glasgow (GBR)	4 AUG 2018

Rank	Lane	Name	NAT Code	R.T.	50m	Time	Time Behind
1	4	IMOUDU Melvin Athohame Michael	GER	0.72	(4) 27.73	<b>58.84</b> 31.11	
2	5	OGRETIR Berkay Omer	TUR	0.64	(5) 27.83	<b>59.23</b> 31.40	0.39
3	7	SIDLAUSKAS Andrius	LTU	0.65	(2) 27.54	<b>59.27</b> 31.73	0.43
4	3	MATZERATH Lucas Joachim	GER	0.69	(3) 27.66	<b>59.33</b> 31.67	0.49
5	6	KALUSOWSKI Jan	POL	0.66	(7) 28.21	<b>59.58</b> 31.37	0.74
6	2	REITSHAMMER Bernhard	AUT	0.68	(1) 27.42	<b>1:00.13</b> 32.71	1.29
7	1	GREENE Darragh	IRL	0.66	(6) 27.92	<b>1:00.28</b> 32.36	1.44
8	8	EPITROPOV Lyubomir	BUL	0.67	(8) 28.61	<b>1:00.34</b> 31.73	1.50

**Legend:**

**CR** Championship Record      **ER** European Record      **R.T.** Reaction Time      **WR** World Record

Official Timekeeping by Omega



Event 108  
18 JUN 2024 - 19:57

Women's 800m Freestyle

Final

## Results

### Event Number 8

	Record	Splits		Name	NAT Code	Location	Date
<b>WR</b>	8:04.79	57.98	1:59.42	4:01.98	LEDECKY Katie	USA	Rio de Janeiro (BRA) 12 AUG 2016
<b>ER</b>	8:14.10	59.37	2:01.32	4:05.72	ADLINGTON Rebecca	GBR	Beijing (CHN) 16 AUG 2008
<b>CR</b>	8:15.54	59.91	2:01.99	4:07.51	CARLIN Jazmin	GBR	Berlin (GER) 21 AUG 2014

Rank	Lane	Name			NAT Code	R.T.	Time	Time Behind
<b>1</b>	<b>6</b>	<b>KESELY Ajna</b>			<b>HUN</b>	<b>0.72</b>	<b>8:29.96</b>	
	50m (6) 30.58	100m (5) 1:02.46	150m (6) 1:34.84	200m (5) 2:06.82	250m (4) 2:39.27	300m (3) 3:11.10	350m (3) 3:42.91	400m (2) 4:14.37
		31.88	31.88	31.98	32.45	31.83	31.81	31.46
	450m (2) 4:45.93	500m (1) 5:17.34	550m (1) 5:49.04	600m (1) 6:20.76	650m (1) 6:53.04	700m (1) 7:25.32	750m (1) 7:57.87	
	31.56	31.41	31.70	31.72	32.28	32.28	32.55	32.09
<b>2</b>	<b>5</b>	<b>LEWIS Fleur</b>			<b>GBR</b>	<b>0.81</b>	<b>8:33.54</b>	<b>3.58</b>
	50m (3) 29.97	100m (3) 1:01.83	150m (4) 1:34.14	200m (4) 2:06.80	250m (5) 2:39.34	300m (5) 3:11.95	350m (5) 3:44.60	400m (4) 4:17.02
		31.86	32.66	32.66	32.54	32.61	32.65	32.42
	450m (4) 4:49.51	500m (4) 5:21.82	550m (4) 5:54.41	600m (4) 6:26.81	650m (4) 6:59.22	700m (3) 7:31.09	750m (2) 8:02.86	
	32.49	32.31	32.59	32.40	32.41	31.87	31.77	30.68
<b>3</b>	<b>4</b>	<b>ERTAN Deniz</b>			<b>TUR</b>	<b>0.70</b>	<b>8:34.31</b>	<b>4.35</b>
	50m (2) 29.69	100m (2) 1:01.42	150m (2) 1:33.32	200m (2) 2:05.37	250m (2) 2:37.49	300m (2) 3:09.72	350m (2) 3:42.03	400m (3) 4:14.53
		31.73	31.90	32.05	32.12	32.23	32.31	32.50
	450m (3) 4:46.96	500m (3) 5:19.49	550m (3) 5:52.04	600m (3) 6:24.82	650m (2) 6:57.32	700m (2) 7:30.31	750m (3) 8:03.18	
	32.43	32.53	32.55	32.78	32.50	32.99	32.87	31.13
<b>4</b>	<b>1</b>	<b>MARTINS Francisca</b>			<b>POR</b>	<b>0.66</b>	<b>8:34.35</b>	<b>4.39</b>
	50m (1) 28.62	100m (1) 59.91	150m (1) 1:31.35	200m (1) 2:03.54	250m (1) 2:35.50	300m (1) 3:07.75	350m (1) 3:39.98	400m (1) 4:12.70
		31.29	31.44	32.19	31.96	32.25	32.23	32.72
	450m (1) 4:45.11	500m (2) 5:18.21	550m (2) 5:51.36	600m (2) 6:24.79	650m (3) 6:58.09	700m (4) 7:31.16	750m (4) 8:04.07	
	32.41	33.10	33.15	33.43	33.30	33.07	32.91	30.28
<b>5</b>	<b>7</b>	<b>SPIWOKS Jeannette</b>			<b>GER</b>	<b>0.73</b>	<b>8:40.05</b>	<b>10.09</b>
	50m (7) 30.76	100m (6) 1:02.75	150m (7) 1:35.21	200m (6) 2:07.53	250m (6) 2:39.79	300m (6) 3:12.41	350m (7) 3:45.33	400m (7) 4:18.27
		31.99	32.46	32.32	32.26	32.62	32.92	32.94
	450m (7) 4:51.26	500m (7) 5:23.96	550m (7) 5:57.04	600m (6) 6:30.01	650m (6) 7:03.30	700m (6) 7:36.20	750m (7) 8:08.96	
	32.99	32.70	33.08	32.97	33.29	32.90	32.76	31.09
<b>6</b>	<b>2</b>	<b>TUNCCEL Merve</b>			<b>TUR</b>	<b>0.70</b>	<b>8:40.32</b>	<b>10.36</b>
	50m (4) 30.09	100m (4) 1:02.02	150m (3) 1:33.97	200m (3) 2:06.21	250m (3) 2:38.53	300m (4) 3:11.41	350m (4) 3:44.07	400m (5) 4:17.20
		31.93	31.95	32.24	32.32	32.88	32.66	33.13
	450m (5) 4:50.21	500m (5) 5:23.48	550m (6) 5:56.73	600m (7) 6:30.24	650m (7) 7:03.34	700m (7) 7:36.46	750m (5) 8:08.93	
	33.01	33.27	33.25	33.51	33.10	33.12	32.47	31.39
<b>7</b>	<b>3</b>	<b>TELEGDY KAPAS Boglarka</b>			<b>HUN</b>	<b>0.72</b>	<b>8:40.33</b>	<b>10.37</b>
	50m (5) 30.18	100m (7) 1:02.86	150m (5) 1:34.83	200m (7) 2:07.67	250m (7) 2:39.84	300m (7) 3:12.74	350m (6) 3:45.07	400m (6) 4:18.08
		32.68	31.97	32.84	32.17	32.90	32.33	33.01
	450m (6) 4:50.68	500m (6) 5:23.75	550m (5) 5:56.43	600m (5) 6:29.73	650m (5) 7:02.56	700m (5) 7:36.02	750m (6) 8:08.95	
	32.60	33.07	32.68	33.30	32.83	33.46	32.93	31.38
<b>8</b>	<b>8</b>	<b>PALMER Grace</b>			<b>BEL</b>	<b>0.82</b>	<b>8:51.04</b>	<b>21.08</b>
	50m (8) 30.77	100m (8) 1:03.05	150m (8) 1:35.95	200m (8) 2:09.16	250m (8) 2:42.61	300m (8) 3:15.90	350m (8) 3:49.51	400m (8) 4:22.96
		32.28	32.90	33.21	33.45	33.29	33.61	33.45
	450m (8) 4:56.77	500m (8) 5:30.52	550m (8) 6:04.34	600m (8) 6:38.25	650m (8) 7:12.22	700m (8) 7:46.06	750m (8) 8:19.34	
	33.81	33.75	33.82	33.91	33.97	33.84	33.28	31.70

**Legend:**

<b>CR</b>	Championship Record	<b>ER</b>	European Record	<b>R.T.</b>	Reaction Time	<b>WR</b>	World Record
-----------	---------------------	-----------	-----------------	-------------	---------------	-----------	--------------

Official Timekeeping by Omega



Event 209  
18 JUN 2024 - 19:12

Women's 50m Butterfly

Semifinals

## Results Summary

Event Number 9

	Record	Name	NAT Code	Location	Date
<b>WR</b>	24.43	SJOESTROEM Sarah	SWE	Boras (SWE)	5 JUL 2014
<b>ER</b>	24.43	SJOESTROEM Sarah	SWE	Boras (SWE)	5 JUL 2014
<b>CR</b>	24.87	SJOSTROM Sarah	SWE	Berlin (GER)	18 AUG 2014

Rank	Heat	Lane	Name	NAT Code	Date of Birth	R.T.	Time	Time Behind
1	2	4	JUNEVIK Sara	SWE	14 FEB 2000	0.73	<b>25.84</b>	<b>Q</b>
2	1	5	NTOUNTOUNAKI Anna	GRE	9 SEP 1995	0.64	<b>26.12</b>	0.28 <b>Q</b>
3	1	6	VANOTTERDIJK Roos	BEL	7 JAN 2005	0.65	<b>26.23</b>	0.39 <b>Q</b>
4	1	3	PEDA Paulina	POL	18 MAR 1998	0.63	<b>26.24</b>	0.40 <b>Q</b>
=5	1	4	POTOCKA Tamara	SVK	15 AUG 2002	0.71	<b>26.33</b>	0.49 <b>Q</b>
=5	2	3	JENSEN Julie Kepp	DEN	3 JAN 2000	0.65	<b>26.33</b>	0.49 <b>Q</b>
7	2	5	PAVALIC Jana	CRO	27 MAY 2007	0.67	<b>26.38</b>	0.54 <b>Q</b>
8	2	6	DOWGIERT Anna	POL	15 JUL 1990	0.67	<b>26.43</b>	0.59 <b>Q</b>
=9	1	7	NABOJCENKO Daryna	CZE	26 JUN 2002	0.65	<b>26.58</b>	0.74 <b>R?</b>
=9	2	8	SLUSNA Lillian	SVK	27 OCT 2005	0.64	<b>26.58</b>	0.74 <b>R?</b>
11	2	7	HAYON Ariel	ISR	3 AUG 2003	0.68	<b>26.59</b>	0.75
12	2	2	BECKMANN Emilie	DEN	4 FEB 1997	0.69	<b>26.64</b>	0.80
13	1	8	ULLMANN Julia	SUI	19 JUN 2005	0.62	<b>26.78</b>	0.94
14	1	2	FELSNER Jessica Christina	GER	12 JUL 1995	0.65	<b>26.82</b>	0.98
15	1	1	KOMOROCZY Lora	HUN	22 FEB 2006	0.63	<b>26.83</b>	0.99
16	2	1	BOITSUK Mariangela	EST	9 OCT 2004	0.70	<b>26.88</b>	1.04

**Legend:**

=	Equal rank	<b>CR</b>	Championship Record	<b>ER</b>	European Record	<b>Q</b>	Qualified for next phase
R.T.	Reaction Time	<b>R?</b>	Involved in swim-off (reserve)	<b>WR</b>	World Record		

Official Timekeeping by Omega





Event 210  
18 JUN 2024 - 19:03

Men's 100m Freestyle

Semifinals

### Results Summary

#### Event Number 10

	Record	Split	Name	NAT Code	Location	Date
<b>WR</b>	46.80	22.26	PAN Zhanle	CHN	Doha (QAT)	11 FEB 2024
<b>ER</b>	46.86	22.74	POPOVICI David	ROU	Rome (ITA)	13 AUG 2022
<b>CR</b>	46.86	22.74	POPOVICI David	ROU	Rome (ITA)	13 AUG 2022

Rank	Heat	Lane	Name	NAT Code	Date of Birth	R.T.	50m	Time	Time Behind
1	2	4	POPOVICI David	ROU	15 SEP 2004	0.65	23.18	<b>47.82</b> 24.64	<b>Q</b>
2	1	4	BARNA Andrej	SRB	6 MAR 1998	0.63	22.96	<b>48.04</b> 25.08	0.22 <b>Q</b>
3	2	5	NEMETH Nandor	HUN	19 NOV 1999	0.63	23.22	<b>48.05</b> 24.83	0.23 <b>Q</b>
4	1	5	MILAK Kristof	HUN	20 FEB 2000	0.68	23.27	<b>48.26</b> 24.99	0.44 <b>Q</b>
=5	1	3	RAPSYS Danas	LTU	21 MAY 1995	0.64	23.14	<b>48.39</b> 25.25	0.57 <b>Q</b>
=5	1	6	RYAN Shane	IRL	27 JAN 1994	0.65	22.94	<b>48.39</b> 25.45	0.57 <b>Q</b>
=5	1	8	HRIBAR Jere	CRO	19 JAN 2004	0.72	23.13	<b>48.39</b> 25.26	0.57 <b>Q</b>
8	2	3	SIERADZKI Kamil	POL	11 JAN 2002	0.65	23.34	<b>48.48</b> 25.14	0.66 <b>Q</b>
9	2	1	CHOWANIEC Mateusz	POL	3 OCT 2003	0.61	23.21	<b>48.51</b> 25.30	0.69 <b>R</b>
10	1	7	NAVIKONIS Tomas	LTU	12 APR 2003	0.69	23.40	<b>48.62</b> 25.22	0.80 <b>R</b>
11	1	2	VARJASI Peter	GER	18 JAN 2000	0.65	23.02	<b>48.83</b> 25.81	1.01
12	2	2	GIGLER Heiko	AUT	17 JUN 1996	0.64	23.31	<b>48.84</b> 25.53	1.02
13	2	6	DALEIDEN CIUFERRI Ralph	LUX	25 MAR 2003	0.61	23.32	<b>48.85</b> 25.53	1.03
14	1	1	DINU Patrick-Sebastian	ROU	12 JUN 2005	0.68	23.19	<b>48.87</b> 25.68	1.05
15	2	8	WREDE Martin	GER	15 JAN 2005	0.67	23.59	<b>49.09</b> 25.50	1.27
16	2	7	FABIANI Remi Noel Claude	LUX	13 NOV 2001	0.63	23.55	<b>49.10</b> 25.55	1.28

Legend:						
=	Equal rank	<b>CR</b>	Championship Record	<b>ER</b>	European Record	<b>Q</b> Qualified for next phase
<b>R</b>	Reserve	<b>R.T.</b>	Reaction Time	<b>WR</b>	World Record	

Official Timekeeping by Omega

Event 211  
18 JUN 2024 - 18:54

Women's 100m Breaststroke

Semifinals

### Results Summary

Event Number 11

	Record	Split	Name	NAT Code	Location	Date
<b>WR</b>	1:04.13	29.80	KING Lilly	USA	Budapest (HUN)	25 JUL 2017
<b>ER</b>	1:04.35	29.97	MEILUTYTE Ruta	LTU	Barcelona (ESP)	29 JUL 2013
<b>CR</b>	1:05.53	31.13	EFIMOVA Yuliya	RUS	Glasgow (GBR)	5 AUG 2018

Rank	Heat	Lane	Name	NAT Code	Date of Birth	R.T.	50m	Time	Time Behind
1	2	4	JEFIMOVA Eneli	EST	27 DEC 2006	0.65	30.83	<b>1:06.60</b> 35.77	<b>Q</b>
2	2	5	KLINT IPSA Olivia	SWE	13 MAR 2005	0.70	31.31	<b>1:06.92</b> 35.61	0.32 <b>Q</b>
3	1	4	MAMIE Lisa	SUI	27 OCT 1998	0.67	31.76	<b>1:07.32</b> 35.56	0.72 <b>Q</b>
4	2	3	SZTANDERA Dominika	POL	19 JAN 1997	0.63	31.23	<b>1:07.35</b> 36.12	0.75 <b>Q</b>
5	1	3	HORSKA Kristyna	CZE	30 SEP 1997	0.70	31.99	<b>1:07.72</b> 35.73	1.12 <b>Q</b>
6	1	5	ROMANJUK Maria	EST	15 AUG 1996	0.70	31.77	<b>1:08.00</b> 36.23	1.40 <b>Q</b>
7	2	2	SCHLOSSHAN Leah	GBR	26 MAR 2005	0.73	31.63	<b>1:08.35</b> 36.72	1.75 <b>Q</b>
8	1	8	PODMANIKOVA Andrea	SVK	23 FEB 1998	0.67	32.42	<b>1:08.72</b> 36.30	2.12 <b>Q</b>
9	1	6	BLAZEVIC Ana	CRO	24 JUN 2003	0.68	32.64	<b>1:08.83</b> 36.19	2.23 <b>R</b>
10	1	7	HULKKO Ida	FIN	12 DEC 1998	0.65	31.74	<b>1:08.91</b> 37.17	2.31 <b>R</b>
11	2	8	NIKOLOVA Teya	BUL	17 APR 2005	0.67	33.12	<b>1:08.95</b> 35.83	2.35
12	2	1	FAST Emelie	SWE	20 FEB 2004	0.68	31.91	<b>1:09.04</b> 37.13	2.44
13	2	7	COYNE Niamh	IRL	22 JUN 2001	0.72	32.51	<b>1:09.07</b> 36.56	2.47
14	1	1	RODRIGUES Ana	POR	21 APR 1994	0.68	31.52	<b>1:09.17</b> 37.65	2.57
15	2	6	CELIK Tina	SLO	24 APR 2001	0.72	32.85	<b>1:09.23</b> 36.38	2.63
16	1	2	RYBAK-ANDERSEN Clara	DEN	18 DEC 2003	0.70	32.70	<b>1:09.48</b> 36.78	2.88

Legend:					
<b>CR</b>	Championship Record	<b>ER</b>	European Record	<b>Q</b>	Qualified for next phase
<b>R.T.</b>	Reaction Time	<b>WR</b>	World Record	<b>R</b>	Reserve

Official Timekeeping by Omega

Event 212  
18 JUN 2024 - 19:19

Men's 200m Backstroke

Semifinals

## Results Summary

### Event Number 12


	Record	Splits	Name	NAT Code	Location	Date
<b>WR</b>	1:51.92	26.52 54.90 1:23.30	PEIRSOL Aaron	USA	Rome (ITA)	31 JUL 2009
<b>ER</b>	1:53.23	27.12 55.38 1:24.10	RYLOV Evgeny	RUS	Kazan (RUS)	8 APR 2021
<b>CR</b>	1:53.36	26.89 54.78 1:24.12	RYLOV Evgeny	RUS	Glasgow (GBR)	8 AUG 2018

Rank	Heat	Lane	Name	NAT Code	Date of Birth	R.T.	50m	100m	150m	Time	Time Behind
1	2	3	SISKOS Apostolos	GRE	24 JUN 2005	0.52	26.84	56.50	1:26.62	<b>1:56.54</b>	<b>Q</b>
								29.66	30.12	29.92	
2	2	5	ZHELTIAKOV Oleksandr	UKR	15 NOV 2005	0.60	27.55	57.50	1:28.09	<b>1:56.90</b>	0.36 <b>Q</b>
								29.95	30.59	28.81	
3	2	4	MITYUKOV Roman	SUI	30 JUL 2000	0.53	26.93	56.81	1:27.09	<b>1:57.00</b>	0.46 <b>Q</b>
								29.88	30.28	29.91	
4	2	6	TELEGDY Adam	HUN	1 NOV 1995	0.63	27.38	57.17	1:27.70	<b>1:57.12</b>	0.58 <b>Q</b>
								29.79	30.53	29.42	
5	1	5	MASIUK Ksawery	POL	17 DEC 2004	0.55	27.54	57.35	1:28.17	<b>1:57.62</b>	1.08 <b>Q</b>
								29.81	30.82	29.45	
6	1	3	KOVACS Benedek	HUN	18 MAY 1998	0.65	27.30	57.52	1:28.05	<b>1:57.99</b>	1.45 <b>Q</b>
								30.22	30.53	29.94	
7	1	4	GERCHIK David	ISR	20 FEB 2001	0.62	27.80	57.71	1:28.16	<b>1:58.38</b>	1.84 <b>Q</b>
								29.91	30.45	30.22	
8	1	6	SHORTT John	IRL	7 FEB 2007	0.60	28.15	58.31	1:28.66	<b>1:58.89</b>	2.35 <b>Q</b>
								30.16	30.35	30.23	
9	1	7	LEVTEROV Kaloyan	BUL	8 FEB 2003	0.57	28.28	58.53	1:29.05	<b>1:59.40</b>	2.86 <b>R</b>
								30.25	30.52	30.35	
10	1	2	JAHN Cornelius	GER	5 JAN 2003	0.66	27.55	57.65	1:28.90	<b>1:59.54</b>	3.00 <b>R</b>
								30.10	31.25	30.64	
11	2	2	DANZIGER Inbar Ono	ISR	1 JAN 2004	0.56	28.41	58.71	1:28.98	<b>1:59.72</b>	3.18
								30.30	30.27	30.74	
12	2	7	SENICA PAVLETIC Primož	SLO	14 JAN 2001	0.65	28.40	58.26	1:29.17	<b>2:00.29</b>	3.75
								29.86	30.91	31.12	
13	2	1	SKERRY Jack	GBR	17 NOV 2004	0.61	28.36	59.00	1:29.49	<b>2:00.41</b>	3.87
								30.64	30.49	30.92	
14	2	8	BUCCA Flavio	SUI	15 APR 2005	0.69	28.89	59.39	1:30.43	<b>2:01.07</b>	4.53
								30.50	31.04	30.64	
15	1	1	KAWECKI Radosław	POL	16 AUG 1991	0.65	27.97	58.49	1:29.45	<b>2:01.80</b>	5.26
								30.52	30.96	32.35	
16	1	8	DIENER Christian Erik	GER	3 JUN 1993	0.63	27.76	58.02	1:30.07	<b>2:02.54</b>	6.00
								30.26	32.05	32.47	

Legend:			
<b>CR</b>	Championship Record	<b>ER</b>	European Record
<b>R.T.</b>	Reaction Time	<b>WR</b>	World Record
<b>Q</b>	Qualified for next phase	<b>R</b>	Reserve

Official Timekeeping by Omega






Event 102  
18 JUN 2024

Women's 100m Freestyle

### Medallists

Medal	Name	NAT
GOLD	SEEMANOVA Barbora	CZE - Czechia
SILVER	JANICKOVA Barbora	CZE - Czechia
BRONZE	PADAR Nikolett	HUN - Hungary

Official Timekeeping by Omega




Event 103  
18 JUN 2024

Men's 50m Butterfly

#### Medallists

Medal	Name	NAT
GOLD	BILAS Stergios Marios	GRE - Greece
SILVER	BUCHER Simon	AUT - Austria
BRONZE	GRACIK Daniel	CZE - Czechia

Official Timekeeping by Omega




Event 104  
18 JUN 2024

Women's 200m Backstroke

### Medallists

Medal	Name	NAT
GOLD	REBELO Camila	POR - Portugal
SILVER	MOLNAR Dora	HUN - Hungary
BRONZE	SZABO FELTOTHY Eszter	HUN - Hungary

Official Timekeeping by Omega



Event 105  
18 JUN 2024


Men's 100m Breaststroke

### Medallists

Medal	Name	NAT
GOLD	IMOUDU Melvin Athohame Michael	GER - Germany
SILVER	OGRETIR Berkay Omer	TUR - Türkiye
BRONZE	SIDLAUSKAS Andrius	LTU - Lithuania

Official Timekeeping by Omega





Event 108  
18 JUN 2024

Women's 800m Freestyle

### Medallists

Medal	Name	NAT
GOLD	KESELY Ajna	HUN - Hungary
SILVER	LEWIS Fleur	GBR - Great Britain
BRONZE	ERTAN Deniz	TUR - Türkiye

Official Timekeeping by Omega



Event 113  
18 JUN 2024

Mixed 4 x 100m Medley Relay


### Medallists

Medal	NAT	Name	Gender
GOLD	ISR - Israel	GORBENKO Anastasia	F
		POLONSKY Ron	M
		COHEN GROUMI Gal	M
		MUREZ Andrea	F
		GLIVINSKIY Alexey	M
		HAYON Ariel	F
		ITZHAKI Jonathan	M
		SPITZ Ayla Riley	F
SILVER	GER - Germany	WERNER Maya	F
		IMOUDU Melvin Athohame Michael	M
		ARMBRUSTER Luca Nik	M
		JAZY Nina Sandrine	F
		DE GEUS Noel	M
		KAMMANN Bjorn	M
BRONZE	HUN - Hungary	KOS Hubert	M
		BEKESI Eszter	F
		MARTON Richard	M
		SENANSZKY Petra	F
		JASZO Adam	M

**Note:**  
The first four athletes for each NAT competed in the final.

**Legend:**  
F Female M Male

Official Timekeeping by Omega



**Event 15**  
19 JUN 2024 - 9:30

**Women's 200m Freestyle**

**Heats**

### Results Summary

**REVISED**  
19 JUN 17:43

Event Number 15

	Record	Splits			Name	NAT Code	Location	Date
<b>WR</b>	1:52.23	26.64	55.13	1:23.95	TITMUS Ariarne	AUS	Brisbane (AUS)	12 JUN 2024
<b>ER</b>	1:52.98	27.34	55.60	1:24.38	PELLEGRINI Federica	ITA	Rome (ITA)	29 JUL 2009
<b>CR</b>	1:54.95	26.72	55.87	1:25.59	BONNET Charlotte	FRA	Glasgow (GBR)	6 AUG 2018

Rank	Heat	Lane	Name	NAT Code	Date of Birth	R.T.	50m	100m	150m	Time	Time Behind
1	3	5	SEGEL Janja	SLO	17 JUN 2001	0.74	27.79	57.50	1:28.06	<b>1:57.81</b>	<b>Q</b>
								29.71	30.56	29.75	
2	3	2	UGRAI Panna	HUN	18 OCT 2004	0.71	27.45	57.38	1:28.05	<b>1:58.07</b>	0.26 <b>Q</b>
								29.93	30.67	30.02	
3	5	4	SEEMANOVA Barbora	CZE	1 APR 2000	0.62	27.06	57.07	1:27.99	<b>1:58.58</b>	0.77 <b>Q</b>
								30.01	30.92	30.59	
4	4	5	JORUNNARDOTTIR SS	ISL	31 OCT 2000	0.72	28.34	58.37	1:28.70	<b>1:58.73</b>	0.92 <b>Q</b>
								30.03	30.33	30.03	
=5	5	3	MAIER Nicole	GER	9 APR 2000	0.78	27.68	57.80	1:28.58	<b>1:58.83</b>	1.02 <b>Q</b>
								30.12	30.78	30.25	
=5	5	5	ABRAHAM Minna	HUN	23 MAR 2006	0.71	27.19	57.36	1:28.30	<b>1:58.83</b>	1.02 <b>Q</b>
								30.17	30.94	30.53	
7	4	4	PADAR Nikolett	HUN	30 MAR 2006	0.72	27.83	58.41	1:29.02	<b>1:58.96</b>	1.15
								30.58	30.61	29.94	
8	3	3	POLONSKY Lea	ISR	25 MAY 2002	0.65	28.00	58.19	1:28.60	<b>1:59.21</b>	1.40 <b>Q</b>
								30.19	30.41	30.61	
9	3	4	GOLOVATY Daria	ISR	30 AUG 2005	0.67	28.32	58.65	1:29.20	<b>1:59.52</b>	1.71 <b>Q</b>
								30.33	30.55	30.32	
10	5	6	SCHLOSSHAN Leah	GBR	26 MAR 2005	0.74	28.00	58.35	1:29.19	<b>1:59.73</b>	1.92 <b>Q</b>
								30.35	30.84	30.54	
11	4	2	GUSC Wiktoria	POL	14 FEB 2004	0.72	28.70	59.17	1:30.27	<b>1:59.97</b>	2.16 <b>Q</b>
								30.47	31.10	29.70	
12	4	1	FAMULOK Zuzanna	POL	14 NOV 2003	0.69	28.50	59.14	1:29.90	<b>2:00.01</b>	2.20 <b>Q</b>
								30.64	30.76	30.11	
13	5	1	GUVENC Gizem	TUR	9 AUG 2002	0.72	27.55	57.74	1:28.80	<b>2:00.18</b>	2.37 <b>Q</b>
								30.19	31.06	31.38	
14	4	6	SPITZ Ayla Riley	ISR	8 JAN 2001	0.78	28.91	59.77	1:30.16	<b>2:00.41</b>	2.60
								30.86	30.39	30.25	
15	4	3	MARTINS Francisca	POR	27 JUN 2003	0.68	28.36	58.96	1:30.04	<b>2:00.86</b>	3.05 <b>Q</b>
								30.60	31.08	30.82	
16	5	9	GOLD Aleksa Merike	EST	3 JAN 2000	0.71	27.85	58.02	1:29.53	<b>2:01.27</b>	3.46 <b>Q</b>
								30.17	31.51	31.74	
17	5	7	FAIN Katja	SLO	31 AUG 2001	0.75	28.76	59.40	1:30.75	<b>2:01.32</b>	3.51 <b>Q</b>
								30.64	31.35	30.57	
18	3	6	WERNER Maya	GER	26 APR 2005	0.73	28.95	59.39	1:30.82	<b>2:01.88</b>	4.07 <b>Q</b>
								30.44	31.43	31.06	
19	4	7	BERGER Iris Julia	AUT	19 AUG 2004	0.83	29.51	1:00.36	1:31.50	<b>2:02.43</b>	4.62 <b>R</b>
								30.85	31.14	30.93	
20	5	8	PAMMER Cornelia	AUT	9 JUL 2000	0.71	28.16	58.38	1:29.94	<b>2:02.68</b>	4.87 <b>R</b>
								30.22	31.56	32.74	
21	3	1	OZDEMIR Ela Naz	TUR	23 APR 2006	0.66	28.17	59.19	1:30.99	<b>2:02.93</b>	5.12
								31.02	31.80	31.94	
22	2	4	DJAKOVIC Vanna	SUI	25 DEC 2005	0.76	29.37	1:00.64	1:32.19	<b>2:03.04</b>	5.23
								31.27	31.55	30.85	
23	4	0	OPATRIL Lena	AUT	7 JUN 1999	0.68	29.02	1:00.33	1:31.79	<b>2:03.43</b>	5.62
								31.31	31.46	31.64	

Official Timekeeping by Omega



**Event 15**  
19 JUN 2024 - 9:30

**Women's 200m Freestyle**

**Heats**

### Results Summary

**REVISED**  
19 JUN 17:43

Event Number 15

Rank	Heat	Lane	Name	NAT Code	Date of Birth	R.T.	50m	100m	150m	Time	Time Behind
24	3	9	ERTAN Deniz	TUR	1 JAN 2004	0.69	29.12	1:00.08 30.96	1:32.57 32.49	<b>2:03.51</b> 30.94	5.70
25	5	2	KULLMANN Leonie Marlen	GER	26 AUG 1999	0.75	29.16	1:00.21 31.05	1:31.98 31.77	<b>2:03.75</b> 31.77	5.94
26	4	9	ENKNER Johanna	AUT	26 MAY 2000	0.79	29.65	1:00.89 31.24	1:32.89 32.00	<b>2:04.01</b> 31.12	6.20
27	2	6	RIPKOVA Zora	SVK	14 JUL 2002	0.70	29.37	1:01.06 31.69	1:33.00 31.94	<b>2:04.42</b> 31.42	6.61
28	3	8	BERGMAN Hanna	SWE	1 MAY 2001	0.72	28.66	59.13 30.47	1:31.56 32.43	<b>2:04.49</b> 32.93	6.68
29	2	5	MORTSTRAND Elvira	SWE	15 MAR 2023	0.71	29.14	1:00.66 31.52	1:32.83 32.17	<b>2:04.82</b> 31.99	7.01
30	5	0	TUNCEL Merve	TUR	1 JAN 2005	0.71	29.44	1:00.87 31.43	1:33.23 32.36	<b>2:05.13</b> 31.90	7.32
31	2	7	SORENSEN Karoline	DEN	19 FEB 2002	0.74	29.70	1:01.51 31.81	1:33.87 32.36	<b>2:05.17</b> 31.30	7.36
32	2	3	BENKOVA Laura	SVK	11 MAY 2000	0.64	29.02	1:00.73 31.71	1:32.71 31.98	<b>2:05.38</b> 32.67	7.57
33	2	1	ALKARAMOVA Fatima	AZE	26 JUN 2002	0.68	30.49	1:02.60 32.11	1:34.43 31.83	<b>2:06.89</b> 32.46	9.08
34	3	0	AVDIC Iman	BIH	23 SEP 2007	0.69	28.60	1:00.40 31.80	1:33.63 33.23	<b>2:07.58</b> 33.95	9.77
35	2	8	JANKOVIKJ Sara	MKD	4 MAY 2008	0.85	29.83	1:01.77 31.94	1:34.98 33.21	<b>2:07.99</b> 33.01	10.18
36	1	4	MILKOVSKA Jana	MKD	8 JAN 2006	0.75	30.50	1:03.03 32.53	1:36.41 33.38	<b>2:09.82</b> 33.41	12.01
37	2	0	POGHOSYAN Ani	ARM	4 JUN 2000	0.79	29.79	1:02.16 32.37	1:35.93 33.77	<b>2:10.50</b> 34.57	12.69
38	1	3	MECA Kaltra	ALB	26 MAR 2008	0.81	30.55	1:03.24 32.69	1:37.21 33.97	<b>2:10.58</b> 33.37	12.77
39	1	5	CECCARONI Ilaria	SMR	12 JUL 2008	0.67	30.43	1:03.21 32.78	1:37.34 34.13	<b>2:11.41</b> 34.07	13.60
40	2	2	COROVIC Katarina	SRB	24 SEP 2008	0.84	30.57	1:04.18 33.61	1:37.99 33.81	<b>2:11.81</b> 33.82	14.00
	3	7	MUREZ Andrea	ISR	29 JAN 1992					<b>DNS</b>	

<b>Legend:</b>							
=	Equal rank	CR	Championship Record	DNS	Did Not Start	ER	European Record
Q	Qualified for next phase	R	Reserve	R.T.	Reaction Time	WR	World Record

Official Timekeeping by Omega





Event 16  
19 JUN 2024 - 9:48

Men's 100m Butterfly

Heats

### Results Summary

Event Number 16

	Record	Split	Name	NAT Code	Location	Date
<b>WR</b>	49.45	23.00	DRESSEL Caeleb	USA	Tokyo (JPN)	31 JUL 2021
<b>ER</b>	49.68	23.65	MILAK Kristof	HUN	Tokyo (JPN)	31 JUL 2021
<b>CR</b>	50.18	23.58	MILAK Kristof	HUN	Budapest (HUN)	23 MAY 2021

Rank	Heat	Lane	Name	NAT Code	Date of Birth	R.T.	50m	Time	Time Behind
1	6	4	PONTI Noe	SUI	1 JUN 2001	0.68	24.30	<b>51.09</b> 26.79	<b>Q</b>
2	5	4	MILAK Kristof	HUN	20 FEB 2000	0.71	24.22	<b>51.23</b> 27.01	0.14 <b>Q</b>
3	4	4	KOS Hubert	HUN	28 MAR 2003	0.60	24.15	<b>51.50</b> 27.35	0.41 <b>Q</b>
4	5	5	MAJERSKI Jakub	POL	18 AUG 2000	0.71	24.53	<b>51.70</b> 27.17	0.61 <b>Q</b>
5	4	5	BUCHER Simon	AUT	23 MAY 2000	0.63	23.87	<b>51.72</b> 27.85	0.63 <b>Q</b>
6	6	5	COHEN GROUMI Gal	ISR	22 APR 2002	0.56	24.55	<b>51.94</b> 27.39	0.85 <b>Q</b>
7	6	6	JASKIEWICZ Adrian	POL	31 JAN 2002	0.69	24.37	<b>52.01</b> 27.64	0.92 <b>Q</b>
8	4	2	KAMMANN Bjorn	GER	30 APR 2001	0.69	24.29	<b>52.10</b> 27.81	1.01 <b>Q</b>
9	4	3	MARTON Richard	HUN	7 OCT 1999	0.61	24.46	<b>52.11</b> 27.65	1.02
10	5	3	GRACIK Daniel	CZE	15 OCT 2004	0.61	24.35	<b>52.23</b> 27.88	1.14 <b>Q</b>
11	4	6	PUGGAARD Casper	DEN	14 FEB 2005	0.69	24.41	<b>52.32</b> 27.91	1.23 <b>Q</b>
12	3	0	POPESCU Denis-Laurean	ROU	17 JUL 2003	0.66	24.12	<b>52.35</b> 28.23	1.26 <b>Q</b>
13	6	1	KORZENIOWSKI Pawel	POL	9 JUL 1985	0.74	24.45	<b>52.39</b> 27.94	1.30
14	5	8	KOUGKOULOS Anastasios	GRE	7 MAR 2003	0.68	24.56	<b>52.60</b> 28.04	1.51 <b>Q</b>
15	5	7	ZAITSEV Daniel	EST	13 DEC 1997	0.65	24.21	<b>52.66</b> 28.45	1.57 <b>Q</b>
16	6	7	AHTIAINEN Alex	EST	27 JAN 2001	0.61	24.25	<b>52.67</b> 28.42	1.58 <b>Q</b>
17	6	8	MATIC Djurdje	SRB	5 JUL 2000	0.63	24.56	<b>52.69</b> 28.13	1.60 <b>Q</b>
18	6	3	ARMBRUSTER Luca Nik	GER	5 NOV 2001	0.66	23.91	<b>52.71</b> 28.80	1.62 <b>Q</b>
=19	5	2	MILDRED Edward	GBR	10 APR 2003	0.64	24.47	<b>52.73</b> 28.26	1.64 <b>R?</b>
=19	5	6	GAMMON Joshua	GBR	22 JUL 2003	0.63	24.48	<b>52.73</b> 28.25	1.64 <b>R?</b>
21	5	1	STAMOU KE	GRE	10 JUL 2003	0.66	24.71	<b>52.87</b> 28.16	1.78
22	4	1	EDL Lukas	AUT	14 NOV 2006	0.67	24.43	<b>52.90</b> 28.47	1.81
23	6	2	MC CUSKER Max	IRL	11 OCT 1999	0.60	24.28	<b>52.94</b> 28.66	1.85

Official Timekeeping by Omega



Event 16  
19 JUN 2024 - 9:48

Men's 100m Butterfly


Heats

### Results Summary

Event Number 16

Rank	Heat	Lane	Name	NAT Code	Date of Birth	R.T.	50m	Time	Time Behind
24	4	8	KOVALOV Arsenii	UKR	25 JUN 2004	0.65	24.39	<b>52.95</b> 28.56	1.86
25	3	2	MILENKOVIC Milos	MNE	12 JUL 2005	0.67	24.53	<b>52.97</b> 28.44	1.88
26	4	7	SEFL Jan	CZE	10 MAY 1990	0.75	24.46	<b>53.08</b> 28.62	1.99
27	3	5	MOLLER Frederik	DEN	9 FEB 2002	0.62	24.34	<b>53.34</b> 29.00	2.25
28	3	4	KAHL Linus	SWE	17 MAY 2001	0.59	24.70	<b>53.35</b> 28.65	2.26
29	2	4	JOVANOVIC Luka	SRB	2 OCT 2007	0.64	24.70	<b>53.52</b> 28.82	2.43
30	6	9	SIVEC Vili	CRO	13 AUG 2003	0.67	24.95	<b>53.72</b> 28.77	2.63
31	5	0	LOVGREN Albin	SWE	2 MAR 1999	0.73	24.88	<b>53.78</b> 28.90	2.69
32	5	9	HOFF Oskar	SWE	13 DEC 1998	0.66	24.78	<b>53.81</b> 29.03	2.72
33	3	6	CHMIELEWSKI Michal	POL	8 JUN 2004	0.63	25.91	<b>54.02</b> 28.11	2.93
34	3	3	GLIVINSKIY Alexey	ISR	23 SEP 2004	0.66	25.12	<b>54.05</b> 28.93	2.96
35	3	7	ZIRK Kregor	EST	3 JUL 1999	0.67	25.73	<b>54.20</b> 28.47	3.11
36	3	1	TURNALI Polat Uzer	TUR	26 AUG 2002	0.66	25.89	<b>54.25</b> 28.36	3.16
37	3	9	GERGELY Mihai	ROU	26 JAN 2003	0.66	25.33	<b>54.32</b> 28.99	3.23
38	3	8	BARSEGHYAN Artur	ARM	29 MAR 2002	0.68	25.57	<b>54.56</b> 28.99	3.47
39	2	6	PILIPOVIC Ognjen	SRB	21 FEB 2006	0.64	26.17	<b>55.17</b> 29.00	4.08
40	2	1	LUKASHEV Heorhii	UKR	26 MAR 2004	0.69	26.44	<b>55.32</b> 28.88	4.23
41	2	0	RULLIS Reds	LAT	19 JUN 2005	0.72	26.11	<b>55.88</b> 29.77	4.79
=42	2	3	MAKSIC Nemanja	SRB	20 APR 2008	0.64	25.76	<b>55.92</b> 30.16	4.83
=42	2	7	KERMANS Ronens	LAT	15 APR 2004	0.72	25.76	<b>55.92</b> 30.16	4.83
44	2	8	COVALIOV Egor	MDA	28 SEP 2004	0.67	26.22	<b>56.02</b> 29.80	4.93
45	2	9	KOXHAKU Grisi	ALB	24 MAR 2006	0.67	25.84	<b>56.18</b> 30.34	5.09
46	2	2	LOMERO ARENAS Tomas	AND	5 JUL 2001	0.64	26.10	<b>56.40</b> 30.30	5.31
47	1	4	JANKOVSKI Jovan	MKD	18 JAN 2006	0.61	26.26	<b>56.89</b> 30.63	5.80
48	1	5	PRISKA Paolo	ALB	15 SEP 2004	0.64	26.67	<b>57.64</b> 30.97	6.55
49	1	3	TRAJANOVSKI Nikola	MKD	16 OCT 2002	0.64	26.98	<b>58.65</b> 31.67	7.56

Official Timekeeping by Omega



Event 16  
19 JUN 2024 - 9:48

Men's 100m Butterfly

Heats

### Results Summary

Event Number 16

Rank	Heat	Lane	Name	NAT Code	Date of Birth	R.T.	50m	Time	Time Behind
	4	0	<b>LOKTEV Denis</b>	ISR	6 APR 2000			<b>DNS</b>	
	4	9	<b>BAILEY Evan</b>	IRL	13 JUL 2005			<b>DNS</b>	
	6	0	<b>LUNAK Sebastian</b>	CZE	12 JAN 2002			<b>DNS</b>	
	2	5	<b>VALIZADE Ramil</b>	AZE	16 FEB 2004			<b>DSQ</b>	

**Legend:**

<b>=</b>	Equal rank	<b>CR</b>	Championship Record	<b>DNS</b>	Did Not Start	<b>DSQ</b>	Disqualified
<b>ER</b>	European Record	<b>Q</b>	Qualified for next phase	<b>R.T.</b>	Reaction Time	<b>R?</b>	Involved in swim-off (reserve)
<b>WR</b>	World Record						

Official Timekeeping by Omega



Event 316  
19 JUN 2024 - 10:47

Men's 100m Butterfly

Heats Swim-off

## Results

### Event Number 16

	Record	Split	Name	NAT Code	Location	Date
<b>WR</b>	49.45	23.00	DRESSEL Caeleb	USA	Tokyo (JPN)	31 JUL 2021
<b>ER</b>	49.68	23.65	MILAK Kristof	HUN	Tokyo (JPN)	31 JUL 2021
<b>CR</b>	50.18	23.58	MILAK Kristof	HUN	Budapest (HUN)	23 MAY 2021

Rank	Lane	Name	NAT Code	R.T.	50m	Time	Time Behind
1	5	<b>GAMMON Joshua</b>	GBR	0.61	(1) 24.21	<b>51.85</b> 27.64	
2	4	<b>MILDRED Edward</b>	GBR	0.67	(2) 24.54	<b>51.96</b> 27.42	0.11

**Legend:**

**CR** Championship Record    **ER** European Record    **R.T.** Reaction Time    **WR** World Record

Official Timekeeping by Omega





Event 17  
19 JUN 2024 - 10:04

Women's 50m Backstroke

Heats

### Results Summary

Event Number 17


	Record	Name	NAT Code	Location	Date
<b>WR</b>	26.86	McKEOWN Kaylee	AUS	Budapest (HUN)	20 OCT 2023
<b>ER</b>	27.10	TOUSSAINT Kira	NED	Eindhoven (NED)	10 APR 2021
<b>CR</b>	27.19	DAWSON Kathleen	GBR	Budapest (HUN)	18 MAY 2021

Rank	Heat	Lane	Name	NAT Code	Date of Birth	R.T.	Time	Time Behind
1	3	4	HILL Danielle	IRL	27 SEP 1999	0.53	<b>27.98</b>	<b>Q</b>
2	1	4	DRAKOU Theodora	GRE	6 FEB 1992	0.54	<b>28.11</b>	0.13 <b>Q</b>
3	2	4	PISKORSKA Adela	POL	16 NOV 2003	0.59	<b>28.16</b>	0.18 <b>Q</b>
4	3	3	TEIJONSALO Fanny	FIN	6 FEB 1996	0.58	<b>28.35</b>	0.37 <b>Q</b>
5	3	5	KOMOROCZY Lora	HUN	22 FEB 2006	0.56	<b>28.47</b>	0.49 <b>Q</b>
6	1	3	SHARAFUTDINOVA Nika	UKR	14 JUN 2005	0.64	<b>28.65</b>	0.67 <b>Q</b>
7	1	5	PEDA Paulina	POL	18 MAR 1998	0.58	<b>28.66</b>	0.68 <b>Q</b>
=8	2	5	JENSEN Julie Kepp	DEN	3 JAN 2000	0.61	<b>28.95</b>	0.97 <b>Q</b>
=8	3	7	MURDOCK Justine Elizabeth	LTU	2 JUN 2003	0.63	<b>28.95</b>	0.97 <b>Q</b>
10	2	3	JANICKOVA Barbora	CZE	1 MAY 2000	0.68	<b>29.00</b>	1.02 <b>Q</b>
11	1	6	MILUTINOVIC Katarina	SRB	13 JAN 2001	0.71	<b>29.05</b>	1.07 <b>Q</b>
12	2	2	BURIAN Katalin	HUN	17 JAN 1995	0.65	<b>29.13</b>	1.15 <b>Q</b>
13	3	0	POTOCKA Tamara	SVK	15 AUG 2002	0.55	<b>29.16</b>	1.18 <b>Q</b>
14	3	6	STANISAVLJEVIC Nina	SRB	17 MAY 2004	0.56	<b>29.17</b>	1.19 <b>Q</b>
15	2	6	PENTTI Mia	FIN	7 JAN 2002	0.60	<b>29.29</b>	1.31 <b>Q</b>
16	2	7	CULLEN Lottie	IRL	1 SEP 2004	0.63	<b>29.30</b>	1.32 <b>Q</b>
=17	1	1	GEORGIEVA Gabriela	BUL	16 JUN 1997	0.62	<b>29.62</b>	1.64 <b>R?</b>
=17	3	2	IVAN Teresa	SVK	19 SEP 2003	0.84	<b>29.62</b>	1.64 <b>R?</b>
19	2	8	MIENIS Tom	ISR	15 MAR 2005	0.62	<b>29.73</b>	1.75
20	1	2	MARKOVIC Jana	SRB	22 FEB 2004	0.63	<b>29.80</b>	1.82
21	2	1	BERNAT Laura	POL	28 SEP 2005	0.63	<b>29.90</b>	1.92
22	1	7	BOITSUK Mariangela	EST	9 OCT 2004	0.64	<b>29.91</b>	1.93
23	1	8	SALCUTAN Tatiana	MDA	16 APR 2001	0.69	<b>29.93</b>	1.95
24	3	8	ERLENDSDOTTIR Elisabeth	FRO	3 JUN 2005	0.65	<b>30.09</b>	2.11
25	2	0	MUSAYELIAN Diana	ARM	25 SEP 2005	0.62	<b>31.87</b>	3.89
	3	1	BARZELAY Aviv	ISR	28 MAY 2002		<b>DNS</b>	

**Legend:**

=	Equal rank	<b>CR</b>	Championship Record	<b>DNS</b>	Did Not Start
<b>ER</b>	European Record	<b>Q</b>	Qualified for next phase	<b>R.T.</b>	Reaction Time
<b>R?</b>	Involved in swim-off (reserve)	<b>WR</b>	World Record		

Official Timekeeping by Omega



Event 18  
19 JUN 2024 - 10:10

Men's 200m Breaststroke

Heats


## Results Summary

Event Number 18

	Record	Splits		Name	NAT Code	Location	Date
<b>WR</b>	2:05.48	28.53	1:00.72	1:33.36	QIN Haiyang	CHN Fukuoka (JPN)	28 JUL 2023
<b>ER</b>	2:06.12	29.73	1:02.22	1:34.23	CHUPKOV Anton	RUS Gwangju (KOR)	26 JUL 2019
<b>CR</b>	2:06.80	29.76	1:02.38	1:34.91	CHUPKOV Anton	RUS Glasgow (GBR)	6 AUG 2018

Rank	Heat	Lane	Name	NAT Code	Date of Birth	R.T.	50m	100m	150m	Time	Time Behind
1	3	4	<b>MCKEE Anton</b>	ISL	18 DEC 1993	0.67	30.07	1:03.85	1:37.74	<b>2:11.96</b>	<b>Q</b>
								33.78	33.89	34.22	
2	2	6	<b>DESPLANCHES Jeremy</b>	SUI	7 AUG 1994	0.63	29.76	1:03.38	1:37.80	<b>2:12.32</b>	0.36 <b>Q</b>
								33.62	34.42	34.52	
3	2	5	<b>KALUSOWSKI Jan</b>	POL	12 MAR 2000	0.66	30.12	1:03.64	1:38.28	<b>2:12.34</b>	0.38 <b>Q</b>
								33.52	34.64	34.06	
4	2	4	<b>PERSSON Erik</b>	SWE	12 JAN 1994	0.70	30.05	1:03.24	1:38.03	<b>2:12.62</b>	0.66 <b>Q</b>
								33.19	34.79	34.59	
=5	1	3	<b>GREENE Darragh</b>	IRL	20 OCT 1996	0.65	30.54	1:04.76	1:38.88	<b>2:12.87</b>	0.91 <b>Q</b>
								34.22	34.12	33.99	
=5	1	4	<b>EPITROPOV Lyubomir</b>	BUL	27 APR 1999	0.71	30.31	1:04.40	1:38.85	<b>2:12.87</b>	0.91 <b>Q</b>
								34.09	34.45	34.02	
=5	3	5	<b>OVCHINNIKOV Maksym</b>	UKR	18 MAY 2003	0.66	29.65	1:02.87	1:37.44	<b>2:12.87</b>	0.91 <b>Q</b>
								33.22	34.57	35.43	
8	2	3	<b>ROTHBAUER Christopher</b>	AUT	29 JAN 1998	0.69	30.52	1:04.82	1:38.89	<b>2:13.21</b>	1.25 <b>Q</b>
								34.30	34.07	34.32	
9	3	2	<b>BOBROVS Daniils</b>	LAT	8 OCT 1997	0.71	30.11	1:04.11	1:39.24	<b>2:13.34</b>	1.38 <b>Q</b>
								34.00	35.13	34.10	
10	1	5	<b>CORBY Eoin</b>	IRL	16 JAN 2002	0.68	30.56	1:04.31	1:39.01	<b>2:13.74</b>	1.78 <b>Q</b>
								33.75	34.70	34.73	
11	3	3	<b>SIDLAUSKAS Andrius</b>	LTU	6 APR 1997	0.67	29.61	1:03.45	1:38.13	<b>2:14.00</b>	2.04 <b>Q</b>
								33.84	34.68	35.87	
12	1	6	<b>NETRH Vojtech</b>	CZE	29 JAN 2002	0.69	30.44	1:04.34	1:39.09	<b>2:14.17</b>	2.21 <b>Q</b>
								33.90	34.75	35.08	
13	2	1	<b>SVET Denis</b>	MDA	14 MAR 2004	0.67	30.15	1:04.77	1:39.22	<b>2:15.13</b>	3.17 <b>Q</b>
								34.62	34.45	35.91	
14	1	2	<b>ITZHAKI Jonathan</b>	ISR	5 JAN 2004	0.68	30.69	1:06.09	1:41.13	<b>2:15.46</b>	3.50 <b>Q</b>
								35.40	35.04	34.33	
=15	2	2	<b>WENDLAND Finn</b>	GER	18 JUN 2005	0.76	29.95	1:04.41	1:39.57	<b>2:15.81</b>	3.85 <b>Q</b>
								34.46	35.16	36.24	
=15	2	7	<b>MALACHI Constantin</b>	MDA	11 APR 1997	0.73	30.28	1:04.53	1:39.50	<b>2:15.81</b>	3.85 <b>Q</b>
								34.25	34.97	36.31	
17	3	6	<b>COOKE Uiseann</b>	IRL	24 DEC 2001	0.61	30.18	1:04.75	1:40.04	<b>2:16.15</b>	4.19
								34.57	35.29	36.11	
18	1	7	<b>KEMP Finn Murray Moses</b>	LUX	17 APR 2005	0.68	30.39	1:05.32	1:40.37	<b>2:16.67</b>	4.71 <b>R</b>
								34.93	35.05	36.30	
19	3	8	<b>REISEN BRAGA SOARE</b>	LUX	7 OCT 2003	0.67	31.14	1:05.95	1:41.67	<b>2:16.97</b>	5.01 <b>R</b>
								34.81	35.72	35.30	
20	3	7	<b>BURSA Jakub</b>	CZE	17 JAN 2003	0.77	31.32	1:06.19	1:42.29	<b>2:17.95</b>	5.99
								34.87	36.10	35.66	
21	3	1	<b>MIKELSONS Kristaps</b>	LAT	24 FEB 2004	0.75	31.30	1:06.55	1:42.63	<b>2:19.26</b>	7.30
								35.25	36.08	36.63	
22	1	1	<b>PRIEDNIEKS Marko</b>	LAT	18 JUN 2001	0.67	31.55	1:07.25	1:42.76	<b>2:19.41</b>	7.45
								35.70	35.51	36.65	
23	3	0	<b>IHALAINEN Jami</b>	FIN	23 NOV 2003	0.73	31.84	1:07.69	1:44.47	<b>2:20.45</b>	8.49
								35.85	36.78	35.98	

Official Timekeeping by Omega



Event 18  
19 JUN 2024 - 10:10

Men's 200m Breaststroke

Heats

### Results Summary

Event Number 18

Rank	Heat	Lane	Name	NAT Code	Date of Birth	R.T.	50m	100m	150m	Time	Time Behind
24	1	0	KAKTINS Matiss	LAT	2 DEC 2005	0.66	32.26	1:08.29 36.03	1:44.96 36.67	<b>2:21.84</b> 36.88	9.88
25	1	8	GAUR Jonas	DEN	31 MAR 2005	0.65	31.34	1:07.13 35.79	1:44.52 37.39	<b>2:22.38</b> 37.86	10.42
26	3	9	BARCOT Juraj	CRO	24 JUL 2005	0.74	32.28	1:08.52 36.24	1:45.51 36.99	<b>2:22.84</b> 37.33	10.88
27	2	8	RADJENOVIC Matija	SRB	9 JAN 2006	0.65	33.50	1:08.88 35.38	1:46.51 37.63	<b>2:24.91</b> 38.40	12.95
28	2	0	STOJANOVSKI Andrej	MKD	20 AUG 2004	0.70	31.61	1:07.34 35.73	1:44.95 37.61	<b>2:26.14</b> 41.19	14.18

**Legend:**

=	Equal rank	<b>CR</b>	Championship Record	<b>ER</b>	European Record	<b>Q</b>	Qualified for next phase
<b>R</b>	Reserve	<b>R.T.</b>	Reaction Time	<b>WR</b>	World Record		

Official Timekeeping by Omega



Event 19  
19 JUN 2024 - 10:22

Women's 400m Individual Medley

Heats

## Results Summary

Event Number 19

	Record	Splits		Name	NAT Code	Location	Date	
<b>WR</b>	4:24.38	59.18	2:06.30	3:23.43	McINTOSH Summer	CAN	Toronto (CAN)	16 MAY 2024
<b>ER</b>	4:26.36	1:00.91	2:08.39	3:24.50	HOSSZU Katinka	HUN	Rio de Janeiro (BRA)	6 AUG 2016
<b>CR</b>	4:30.90	1:01.99	2:10.61	3:28.84	HOSSZU Katinka	HUN	London (GBR)	16 MAY 2016

Rank	Heat	Lane	Name	NAT Code	Date of Birth	R.T.	Time	Time Behind
<b>1</b>	1	4	<b>JACKL Vivien</b>	HUN	17 OCT 2008	0.76	<b>4:39.30</b>	<b>Q</b>
		50m	29.61					
		100m	1:03.16					
		150m	1:37.80					
		200m	2:12.07					
		250m	2:53.76					
		300m	3:35.71					
		350m	4:08.03					
			33.55				31.27	
			34.64					
			34.27					
			41.69					
			41.95					
<b>2</b>	1	3	<b>JAKABOS Zsuzsanna</b>	HUN	3 APR 1989	0.72	<b>4:41.31</b>	2.01 <b>Q</b>
		50m	29.36					
		100m	1:02.36					
		150m	1:38.21					
		200m	2:13.34					
		250m	2:53.86					
		300m	3:35.56					
		350m	4:08.56					
			33.00				32.75	
			35.85					
			35.13					
			40.52					
			41.70					
<b>3</b>	1	5	<b>MIHALYVARI FARKAS</b>	HUN	26 NOV 2003	0.82	<b>4:43.34</b>	4.04
		50m	31.08					
		100m	1:04.67					
		150m	1:41.79					
		200m	2:18.06					
		250m	2:57.82					
		300m	3:38.34					
		350m	4:11.58					
			33.59				31.76	
			37.12					
			36.27					
			39.76					
<b>4</b>	2	4	<b>GORBENKO Anastasia</b>	ISR	7 AUG 2003	0.67	<b>4:43.84</b>	4.54 <b>Q</b>
		50m	28.86					
		100m	1:02.28					
		150m	1:40.90					
		200m	2:17.73					
		250m	2:57.50					
		300m	3:37.74					
		350m	4:11.54					
			33.42				32.30	
			38.62					
			36.83					
			39.77					
<b>5</b>	2	5	<b>TELEGDY KAPAS Boglarka</b>	HUN	22 APR 1993	0.72	<b>4:45.32</b>	6.02
		50m	30.05					
		100m	1:03.42					
		150m	1:40.35					
		200m	2:16.56					
		250m	2:57.51					
		300m	3:39.91					
		350m	4:13.82					
			33.37				31.50	
			36.93					
			36.21					
			40.95					
<b>6</b>	2	3	<b>CREVAR Anja</b>	SRB	24 MAY 2000	0.68	<b>4:47.78</b>	8.48 <b>Q</b>
		50m	29.75					
		100m	1:03.37					
		150m	1:40.96					
		200m	2:18.43					
		250m	2:59.34					
		300m	3:40.44					
		350m	4:14.53					
			33.62				33.25	
			37.59					
			37.47					
			40.91					
<b>7</b>	1	6	<b>NYSTRAND Lisa</b>	SWE	15 MAY 2006	0.79	<b>4:48.01</b>	8.71 <b>Q</b>
		50m	30.57					
		100m	1:04.85					
		150m	1:42.46					
		200m	2:18.46					
		250m	2:58.47					
		300m	3:39.31					
		350m	4:14.16					
			34.28				33.85	
			37.61					
			36.00					
			40.01					
<b>8</b>	1	2	<b>HAKKARAINEN Ada</b>	FIN	13 OCT 2005	0.69	<b>4:49.84</b>	10.54 <b>Q</b>
		50m	31.33					
		100m	1:06.31					
		150m	1:46.14					
		200m	2:24.00					
		250m	3:03.37					
		300m	3:44.41					
		350m	4:18.06					
			34.98				31.78	
			39.83					
			37.86					
			39.37					
			41.04					
<b>9</b>	2	2	<b>KASVIO Louna</b>	FIN	29 JAN 2006	0.77	<b>4:51.17</b>	11.87 <b>Q</b>
		50m	30.84					
		100m	1:05.59					
		150m	1:43.15					
		200m	2:19.59					
		250m	3:01.49					
		300m	3:44.48					
		350m	4:18.87					
			34.75				32.30	
			37.56					
			36.44					
			41.90					
			42.99					
<b>10</b>	2	6	<b>KNOP Aleksandra</b>	POL	9 SEP 2003	0.67	<b>4:53.21</b>	13.91 <b>Q</b>
		50m	30.02					
		100m	1:03.93					
		150m	1:41.60					
		200m	2:18.47					
		250m	3:02.45					
		300m	3:47.06					
		350m	4:19.88					
			33.91				33.33	
			37.67					
			43.98					
			44.61					
<b>11</b>	2	1	<b>WINBLAD Tea</b>	SWE	3 APR 2004	0.63	<b>4:56.60</b>	17.30 <b>R</b>
		50m	30.18					
		100m	1:05.65					
		150m	1:44.62					
		200m	2:21.90					
		250m	3:03.63					
		300m	3:46.09					
		350m	4:22.18					
			35.47				34.42	
			38.97					
			37.28					
			41.73					
<b>12</b>	1	1	<b>SPRLAKOVA-ZMOROVA</b>	SVK	30 AUG 2005	0.78	<b>4:57.98</b>	18.68 <b>R</b>
		50m	31.12					
		100m	1:06.65					
		150m	1:45.72					
		200m	2:23.78					
		250m	3:07.22					
		300m	3:51.36					
		350m	4:25.76					
			35.53				34.40	
			39.07					
			38.06					
			43.44					
<b>13</b>	2	7	<b>HEGMEGI Annie</b>	SWE	5 MAY 2003	0.74	<b>5:01.45</b>	22.15
		50m	31.62					
		100m	1:07.09					
		150m	1:44.54					
		200m	2:22.09					
		250m	3:05.82					
		300m	3:50.42					
		350m	4:26.01					
			35.47				35.59	
			37.45					
			43.73					
			44.60					
<b>14</b>	1	7	<b>AVDIC Iman</b>	BIH	23 SEP 2007	0.68	<b>5:09.90</b>	30.60
		50m	29.98					
		100m	1:05.40					
		150m	1:47.26					
		200m	2:28.42					
		250m	3:13.64					
		300m	3:59.13					
		350m	4:34.89					
			35.42				35.01	
			41.86					



Event 20  
19 JUN 2024 - 10:36

Women's 4 x 100m Freestyle Relay

Heats


## Results Summary

Event Number 20

	Record	Splits	NAT (Relay)	Location	Date
<b>WR</b>	3:27.96	52.08 1:43.77	2:36.06 AUS - Australia	Fukuoka (JPN)	23 JUL 2023
<b>ER</b>	3:31.72	53.61 1:45.91	2:38.94 NED - Netherlands	Rome (ITA)	26 JUL 2009
<b>CR</b>	3:33.62	53.77 1:47.38	2:41.00 NED - Netherlands	Eindhoven (NED)	18 MAR 2008

Rank	Heat	Lane	NAT / Name	R.T.	50m	100m	Time	Time Behind
1	1	6	<b>HUN - Hungary</b>				<b>3:42.04</b>	<b>Q</b>
			UGRAI Panna	0.76	26.61	54.94		
			JAKABOS Zsuzsanna	0.42	27.81	57.53	1:52.47	
			SENANSZKY Petra	0.37	25.76	54.48	2:46.95	
			MOLNAR Dora	0.27	26.43	55.09		
2	1	2	<b>DEN - Denmark</b>				<b>3:43.08</b>	1.04 <b>Q</b>
			EBBESEN Elisabeth Sabroe	0.64	27.01	55.15		
			TABOR Schastine	0.32	27.07	56.09	1:51.24	
			SORENSEN Karoline	0.37	27.32	57.03	2:48.27	
			JENSEN Julie Kepp	0.33	26.08	54.81		
3	1	3	<b>AUT - Austria</b>				<b>3:43.33</b>	1.29 <b>Q</b>
			KREUNDL Lena	0.65	26.78	55.36		
			BERGER Iris Julia	0.37	26.72	55.28	1:50.64	
			JELIC Marijana	0.39	26.54	56.29	2:46.93	
			PAMMER Cornelia	0.30	26.65	56.40		
4	1	5	<b>SWE - Sweden</b>				<b>3:43.67</b>	1.63 <b>Q</b>
			BERGMAN Hanna	0.73	27.20	56.81		
			JUNEVIK Sara	0.11	25.76	54.28	1:51.09	
			MORTSTRAND Elvira	0.35	27.08	56.24	2:47.33	
			THORMALM Klara	0.31	26.74	56.34		
5	2	2	<b>ISR - Israel</b>				<b>3:43.76</b>	1.72 <b>Q</b>
			POLONSKY Lea	0.66	27.27	55.85		
			SPITZ Ayla Riley	0.23	27.17	56.07	1:51.92	
			GOLOVATY Daria	0.44	27.66	56.87	2:48.79	
			MUREZ Andrea	0.48	26.41	54.97		
6	2	4	<b>POL - Poland</b>				<b>3:44.47</b>	2.43 <b>Q</b>
			FAMULOK Zuzanna	0.72	28.05	57.24		
			MAIK Julia	0.44	26.60	56.18	1:53.42	
			GUSC Wiktoria	0.35	26.74	55.68	2:49.10	
			POLANSKA Aleksandra	0.46	26.42	55.37		
7	2	3	<b>SLO - Slovenia</b>				<b>3:45.56</b>	3.52 <b>Q</b>
			SEGEL Janja	0.70	26.73	55.39		
			FAIN Katja	0.36	27.33	56.07	1:51.46	
			PINTAR Tjasa	0.39	27.03	56.50	2:47.96	
			SEKUTI Hana	0.44	27.36	57.60		
8	2	7	<b>SRB - Serbia</b>				<b>3:46.24</b>	4.20 <b>Q</b>
			MILUTINOVIC Katarina	0.63	26.75	55.66		
			KALJEVIC Mina	0.28	26.94	56.86	1:52.52	
			MARKOVIC Jana	0.45	27.32	56.92	2:49.44	
			BUKVIC Martina	0.30	27.09	56.80		
9	2	5	<b>SVK - Slovakia</b>				<b>3:47.81</b>	5.77 <b>R</b>
			SLUSNA Lillian	0.65	27.03	56.41		
			IVAN Teresa	0.29	27.02	56.30	1:52.71	
			BENKOVA Laura	0.54	27.99	57.77	2:50.48	
			RIPKOVA Zora	0.38	27.64	57.33		

Official Timekeeping by Omega



Event 20  
19 JUN 2024 - 10:36

Women's 4 x 100m Freestyle Relay

Heats

### Results Summary


Event Number 20

Rank	Heat	Lane	NAT / Name	R.T.	50m	100m	Time	Time Behind
10	2	6	<b>ARM - Armenia</b>				<b>4:01.19</b>	19.15 R
			POGHOSYAN Ani	0.75	28.33	58.25		
			MUSAYELYAN Diana	0.48	28.99	1:00.81	1:59.06	
			MANUCHARYAN Varsenik	0.49	28.14	59.18	2:58.24	
			KARAPETYAN Yeva	0.54	29.93	1:02.95		
	1	4	<b>FIN - Finland</b>				<b>DNS</b>	

**Legend:**

<b>CR</b>	Championship Record	<b>DNS</b>	Did Not Start	<b>ER</b>	European Record	<b>Q</b>	Qualified for next phase
<b>R</b>	Reserve	<b>R.T.</b>	Reaction Time	<b>WR</b>	World Record		

Official Timekeeping by Omega



## Results

### Event Number 9

	Record	Name	NAT Code	Location	Date
<b>WR</b>	24.43	SJOESTROEM Sarah	SWE	Boras (SWE)	5 JUL 2014
<b>ER</b>	24.43	SJOESTROEM Sarah	SWE	Boras (SWE)	5 JUL 2014
<b>CR</b>	24.87	SJOSTROM Sarah	SWE	Berlin (GER)	18 AUG 2014

Rank	Lane	Name	NAT Code	R.T.	Time	Time Behind
1	4	JUNEVIK Sara	SWE	0.71	<b>25.68</b>	
2	3	VANOTTERDIJK Roos	BEL	0.70	<b>26.08</b>	0.40
3	5	NTOUNTOUNAKI Anna	GRE	0.65	<b>26.18</b>	0.50
4	2	POTOCKA Tamara	SVK	0.69	<b>26.21</b>	0.53
5	7	JENSEN Julie Kepp	DEN	0.67	<b>26.22</b>	0.54
6	6	PEDA Paulina	POL	0.62	<b>26.25</b>	0.57
7	1	PAVALIC Jana	CRO	0.68	<b>26.26</b>	0.58
8	8	DOWGIERT Anna	POL	0.67	<b>26.58</b>	0.90

**Legend:**

**CR** Championship Record      **ER** European Record      **R.T.** Reaction Time      **WR** World Record

Official Timekeeping by Omega



Event 110  
19 JUN 2024 - 18:52

Men's 100m Freestyle

Final

## Results

### Event Number 10

	Record	Split	Name	NAT Code	Location	Date
<b>WR</b>	46.80	22.26	PAN Zhanle	CHN	Doha (QAT)	11 FEB 2024
<b>ER</b>	46.86	22.74	POPOVICI David	ROU	Rome (ITA)	13 AUG 2022
<b>CR</b>	46.86	22.74	POPOVICI David	ROU	Rome (ITA)	13 AUG 2022

Rank	Lane	Name	NAT Code	R.T.	50m	Time	Time Behind
1	4	POPOVICI David	ROU	0.65	(2) 22.79	<b>46.88</b> 24.09	
2	3	NEMETH Nandor	HUN	0.64	(1) 22.63	<b>47.49</b> 24.86	0.61
3	5	BARNA Andrej	SRB	0.63	(3) 22.81	<b>47.66</b> 24.85	0.78
4	2	RAPSYS Danas	LTU	0.66	(5) 23.00	<b>48.04</b> 25.04	1.16
5	1	HRIBAR Jere	CRO	0.71	(4) 22.92	<b>48.38</b> 25.46	1.50
6	6	MILAK Kristof	HUN	0.70	(7) 23.13	<b>48.41</b> 25.28	1.53
7	7	RYAN Shane	IRL	0.65	(6) 23.01	<b>48.76</b> 25.75	1.88
8	8	SIERADZKI Kamil	POL	0.64	(8) 23.29	<b>48.84</b> 25.55	1.96

**Legend:**

**CR** Championship Record      **ER** European Record      **R.T.** Reaction Time      **WR** World Record

Official Timekeeping by Omega





## Results

### Event Number 11

	Record	Split	Name	NAT Code	Location	Date
<b>WR</b>	1:04.13	29.80	KING Lilly	USA	Budapest (HUN)	25 JUL 2017
<b>ER</b>	1:04.35	29.97	MEILUTYTE Ruta	LTU	Barcelona (ESP)	29 JUL 2013
<b>CR</b>	1:05.53	31.13	EFIMOVA Yuliya	RUS	Glasgow (GBR)	5 AUG 2018

Rank	Lane	Name	NAT Code	R.T.	50m	Time	Time Behind
1	4	JEFIMOVA Eneli	EST	0.66	(1) 31.20	<b>1:06.41</b> 35.21	
2	3	MAMIE Lisa	SUI	0.72	(3) 31.47	<b>1:07.15</b> 35.68	0.74
3	5	KLINT IPSA Olivia	SWE	0.67	(4) 31.52	<b>1:07.73</b> 36.21	1.32
4	6	SZTANDERA Dominika	POL	0.60	(2) 31.29	<b>1:07.75</b> 36.46	1.34
5	2	ROMANJUK Maria	EST	0.70	(6) 31.90	<b>1:08.22</b> 36.32	1.81
6	8	HULKKO Ida	FIN	0.67	(5) 31.87	<b>1:08.94</b> 37.07	2.53
7	1	BLAZEVIC Ana	CRO	0.68	(8) 32.74	<b>1:09.25</b> 36.51	2.84
8	7	PODMANIKOVA Andrea	SVK	0.66	(7) 32.14	<b>1:09.27</b> 37.13	2.86

**Legend:**

**CR** Championship Record      **ER** European Record      **R.T.** Reaction Time      **WR** World Record

Official Timekeeping by Omega



Event 112  
19 JUN 2024 - 18:40

Men's 200m Backstroke

Final

## Results

### Event Number 12

	Record	Splits		Name	NAT Code	Location	Date	
<b>WR</b>	1:51.92	26.52	54.90	1:23.30	PEIRSOL Aaron	USA	Rome (ITA)	31 JUL 2009
<b>ER</b>	1:53.23	27.12	55.38	1:24.10	RYLOV Evgeny	RUS	Kazan (RUS)	8 APR 2021
<b>CR</b>	1:53.36	26.89	54.78	1:24.12	RYLOV Evgeny	RUS	Glasgow (GBR)	8 AUG 2018

Rank	Lane	Name	NAT Code	R.T.	50m	100m	150m	Time	Time Behind
1	5	ZHELTIAKOV Oleksandr	UKR	0.59	(6) 27.58	(3) 56.98 29.40	(3) 1:26.74 29.76	<b>1:55.39</b> 28.65	
2	4	SISKOS Apostolos	GRE	0.55	(1) 26.97	(1) 56.46 29.49	(1) 1:26.11 29.65	<b>1:55.42</b> 29.31	0.03
3	3	MITYUKOV Roman	SUI	0.52	(2) 27.26	(2) 56.83 29.57	(2) 1:26.54 29.71	<b>1:55.75</b> 29.21	0.36
4	7	KOVACS Benedek	HUN	0.67	(3) 27.30	(4) 57.11 29.81	(5) 1:27.24 30.13	<b>1:56.13</b> 28.89	0.74
5	2	MASIUK Ksawery	POL	0.55	(4) 27.44	(=6) 57.42 29.98	(6) 1:27.53 30.11	<b>1:57.50</b> 29.97	2.11
6	1	GERCHIK David	ISR	0.63	(5) 27.45	(5) 57.15 29.70	(4) 1:27.23 30.08	<b>1:57.53</b> 30.30	2.14
7	8	SHORTT John	IRL	0.62	(7) 27.77	(=6) 57.42 29.65	(7) 1:28.34 30.92	<b>1:58.48</b> 30.14	3.09
8	6	TELEGDY Adam	HUN	0.66	(8) 28.35	(8) 58.96 30.61	(8) 1:30.46 31.50	<b>2:01.30</b> 30.84	5.91

#### Legend:

= Equal rank      **CR** Championship Record      **ER** European Record      **R.T.** Reaction Time  
**WR** World Record

Official Timekeeping by Omega

Event 114  
19 JUN 2024 - 20:07

Men's 800m Freestyle

Final

## Results

### Event Number 14

	Record	Splits		Name	NAT Code	Location	Date
<b>WR</b>	7:32.12	55.20	1:52.55	3:46.79	ZHANG Lin	CHN	Rome (ITA) 29 JUL 2009
<b>ER</b>	7:39.19	54.98	1:52.54	3:48.73	WIFFEN Daniel	IRL	Fukuoka (JPN) 26 JUL 2023
<b>CR</b>	7:40.86	55.31	1:53.49	3:50.81	PALTRINIERI Gregorio	ITA	Rome (ITA) 13 AUG 2022

Rank	Lane	Name	NAT Code	R.T.	Time	Time Behind		
<b>1</b>	<b>4</b>	<b>ROMANCHUK Mykhailo</b>	<b>UKR</b>	<b>0.72</b>	<b>7:46.20</b>			
	50m (7) 27.51	100m (=4) 56.75	150m (3) 1:26.22	200m (3) 1:55.78	250m (2) 2:25.30	300m (1) 2:54.56	350m (1) 3:23.85	400m (1) 3:53.10
		29.24	29.47	29.56	29.52	29.26	29.29	29.25
	450m (1) 4:22.21	500m (1) 4:51.23	550m (1) 5:20.45	600m (1) 5:49.72	650m (1) 6:18.93	700m (1) 6:48.17	750m (1) 7:17.36	
	29.11	29.02	29.22	29.27	29.21	29.24	29.19	28.84
<b>2</b>	<b>3</b>	<b>MARKOS Dimitrios</b>	<b>GRE</b>	<b>0.73</b>	<b>7:48.59</b>	<b>2.39</b>		
	50m (2) 27.04	100m (7) 56.84	150m (7) 1:26.65	200m (7) 1:56.26	250m (6) 2:26.04	300m (7) 2:55.85	350m (5) 3:25.00	400m (6) 3:54.93
		29.80	29.81	29.61	29.78	29.81	29.15	29.93
	450m (5) 4:23.98	500m (5) 4:53.49	550m (2) 5:22.88	600m (2) 5:52.39	650m (2) 6:21.94	700m (2) 6:51.81	750m (2) 7:21.25	
	29.05	29.51	29.39	29.51	29.55	29.87	29.44	27.34
<b>3</b>	<b>5</b>	<b>SARKANY Zalan</b>	<b>HUN</b>	<b>0.62</b>	<b>7:49.29</b>	<b>3.09</b>		
	50m (6) 27.44	100m (6) 56.81	150m (=4) 1:26.23	200m (5) 1:55.80	250m (5) 2:25.53	300m (3) 2:54.91	350m (3) 3:24.33	400m (3) 3:53.82
		29.37	29.42	29.57	29.73	29.38	29.33	29.49
	450m (3) 4:23.52	500m (3) 4:53.15	550m (4) 5:23.15	600m (4) 5:52.97	650m (4) 6:22.85	700m (4) 6:52.63	750m (4) 7:21.90	
	29.70	29.63	30.00	29.82	29.88	29.78	29.27	27.39
<b>4</b>	<b>6</b>	<b>CHMIELEWSKI Krzysztof</b>	<b>POL</b>	<b>0.63</b>	<b>7:49.44</b>	<b>3.24</b>		
	50m (4) 27.20	100m (=4) 56.75	150m (=4) 1:26.23	200m (4) 1:55.79	250m (3) 2:25.47	300m (4) 2:55.04	350m (4) 3:24.37	400m (4) 3:53.93
		29.55	29.48	29.56	29.68	29.57	29.33	29.56
	450m (4) 4:23.57	500m (4) 4:53.27	550m (3) 5:22.91	600m (3) 5:52.62	650m (3) 6:22.29	700m (3) 6:51.90	750m (3) 7:21.55	
	29.64	29.70	29.64	29.71	29.67	29.61	29.65	27.89
<b>5</b>	<b>8</b>	<b>CHRISTIANSEN Henrik</b>	<b>NOR</b>	<b>0.72</b>	<b>7:50.88</b>	<b>4.68</b>		
	50m (8) 27.65	100m (8) 56.98	150m (8) 1:26.70	200m (6) 1:56.24	250m (7) 2:26.06	300m (6) 2:55.56	350m (6) 3:25.25	400m (5) 3:54.86
		29.33	29.72	29.54	29.82	29.50	29.69	29.61
	450m (6) 4:24.51	500m (6) 4:54.31	550m (6) 5:24.08	600m (6) 5:53.90	650m (5) 6:23.56	700m (5) 6:53.17	750m (5) 7:22.60	
	29.65	29.80	29.77	29.82	29.66	29.61	29.43	28.28
<b>6</b>	<b>2</b>	<b>TUNCELLI Kuzey</b>	<b>TUR</b>	<b>0.70</b>	<b>7:54.12</b>	<b>7.92</b>		
	50m (1) 26.95	100m (1) 55.83	150m (1) 1:25.45	200m (1) 1:55.33	250m (1) 2:24.96	300m (2) 2:54.73	350m (2) 3:24.01	400m (2) 3:53.57
		28.88	29.62	29.88	29.63	29.77	29.28	29.56
	450m (2) 4:23.15	500m (2) 4:53.10	550m (5) 5:23.55	600m (5) 5:53.63	650m (6) 6:24.11	700m (6) 6:54.39	750m (6) 7:24.80	
	29.58	29.95	30.45	30.08	30.48	30.28	30.41	29.32
<b>7</b>	<b>1</b>	<b>OZDEN Muhammed Yusuf</b>	<b>TUR</b>	<b>0.72</b>	<b>7:55.32</b>	<b>9.12</b>		
	50m (3) 27.09	100m (2) 55.94	150m (2) 1:25.73	200m (2) 1:55.51	250m (4) 2:25.49	300m (5) 2:55.29	350m (7) 3:25.33	400m (7) 3:55.20
		28.85	29.79	29.78	29.98	29.80	30.04	29.87
	450m (7) 4:25.49	500m (7) 4:55.41	550m (7) 5:25.93	600m (7) 5:56.01	650m (7) 6:26.15	700m (7) 6:56.16	750m (7) 7:26.16	
	30.29	29.92	30.52	30.08	30.14	30.01	30.00	29.16
<b>8</b>	<b>7</b>	<b>WIFFEN Nathan</b>	<b>IRL</b>	<b>0.69</b>	<b>8:03.74</b>	<b>17.54</b>		
	50m (5) 27.26	100m (3) 56.63	150m (6) 1:26.52	200m (8) 1:56.49	250m (8) 2:26.62	300m (8) 2:56.62	350m (8) 3:26.73	400m (8) 3:57.48
		29.37	29.89	29.97	30.13	30.00	30.11	30.75
	450m (8) 4:27.88	500m (8) 4:58.25	550m (8) 5:29.43	600m (8) 6:00.58	650m (8) 6:31.90	700m (8) 7:03.41	750m (8) 7:34.64	
	30.40	30.37	31.18	31.15	31.32	31.51	31.23	29.10

<b>Legend:</b>						
=	Equal rank	<b>CR</b>	Championship Record	<b>ER</b>	European Record	<b>R.T.</b> Reaction Time
<b>WR</b>	World Record					

Official Timekeeping by Omega

Event 215  
19 JUN 2024 - 18:30

Women's 200m Freestyle

Semifinals

## Results Summary

Event Number 15

	Record	Splits		Name	NAT Code	Location	Date
<b>WR</b>	1:52.23	26.64	55.13	1:23.95	TITMUS Ariarne	AUS Brisbane (AUS)	12 JUN 2024
<b>ER</b>	1:52.98	27.34	55.60	1:24.38	PELLEGRINI Federica	ITA Rome (ITA)	29 JUL 2009
<b>CR</b>	1:54.95	26.72	55.87	1:25.59	BONNET Charlotte	FRA Glasgow (GBR)	6 AUG 2018

Rank	Heat	Lane	Name	NAT Code	Date of Birth	R.T.	50m	100m	150m	Time	Time Behind
1	1	3	ABRAHAM Minna	HUN	23 MAR 2006	0.71	27.25	57.35	1:27.41	<b>1:57.65</b>	<b>Q</b>
2	2	5	SEEMANOVA Barbora	CZE	1 APR 2000	0.62	26.93	56.52	1:26.99	<b>1:57.81</b>	0.16 <b>Q</b>
3	1	5	JORUNNARDOTTIR SS	ISL	31 OCT 2000	0.69	27.88	57.66	1:27.80	<b>1:57.87</b>	0.22 <b>Q</b>
4	2	3	MAIER Nicole	GER	9 APR 2000	0.70	27.62	57.79	1:28.21	<b>1:58.10</b>	0.45 <b>Q</b>
5	2	4	SEGEL Janja	SLO	17 JUN 2001	0.74	27.60	57.44	1:27.89	<b>1:58.30</b>	0.65 <b>Q</b>
6	2	1	MARTINS Francisca	POR	27 JUN 2003	0.68	28.09	58.20	1:28.73	<b>1:58.62</b>	0.97 <b>Q</b>
7	1	6	GOLOVATY Daria	ISR	30 AUG 2005	0.66	27.94	57.86	1:28.49	<b>1:58.90</b>	1.25 <b>Q</b>
8	2	2	SCHLOSSHAN Leah	GBR	26 MAR 2005	0.74	27.71	57.60	1:28.31	<b>1:59.11</b>	1.46 <b>Q</b>
9	1	7	GUVENC Gizem	TUR	9 AUG 2002	0.71	27.51	57.45	1:28.42	<b>1:59.23</b>	1.58 <b>R</b>
10	2	6	POLONSKY Lea	ISR	25 MAY 2002	0.67	28.19	58.25	1:28.91	<b>1:59.31</b>	1.66 <b>R</b>
11	1	2	GUSC Wiktoria	POL	14 FEB 2004	0.71	27.58	57.61	1:28.45	<b>1:59.55</b>	1.90
12	1	4	UGRAI Panna	HUN	18 OCT 2004	0.73	27.61	57.67	1:28.28	<b>1:59.63</b>	1.98
13	2	8	FAIN Katja	SLO	31 AUG 2001	0.72	28.56	59.32	1:30.61	<b>2:00.45</b>	2.80
14	2	7	FAMULOK Zuzanna	POL	14 NOV 2003	0.67	28.22	58.60	1:29.96	<b>2:00.66</b>	3.01
15	1	1	GOLD Aleksa Merike	EST	3 JAN 2000	0.68	28.01	58.69	1:30.04	<b>2:01.27</b>	3.62
16	1	8	WERNER Maya	GER	26 APR 2005	0.74	28.31	58.34	1:30.22	<b>2:01.76</b>	4.11

Legend:			
<b>CR</b>	Championship Record	<b>ER</b>	European Record
<b>R.T.</b>	Reaction Time	<b>WR</b>	World Record
<b>Q</b>	Qualified for next phase	<b>R</b>	Reserve

Official Timekeeping by Omega

Event 216  
19 JUN 2024 - 19:04

Men's 100m Butterfly

Semifinals

### Results Summary

Event Number 16

	Record	Split	Name	NAT Code	Location	Date
<b>WR</b>	49.45	23.00	DRESSEL Caeleb	USA	Tokyo (JPN)	31 JUL 2021
<b>ER</b>	49.68	23.65	MILAK Kristof	HUN	Tokyo (JPN)	31 JUL 2021
<b>CR</b>	50.18	23.58	MILAK Kristof	HUN	Budapest (HUN)	23 MAY 2021

Rank	Heat	Lane	Name	NAT Code	Date of Birth	R.T.	50m	Time	Time Behind
1	1	4	<b>KOS Hubert</b>	HUN	28 MAR 2003	0.61	23.93	<b>51.31</b> 27.38	<b>Q</b>
2	1	5	<b>BUCHER Simon</b>	AUT	23 MAY 2000	0.61	24.08	<b>51.45</b> 27.37	0.14 <b>Q</b>
3	2	4	<b>MILAK Kristof</b>	HUN	20 FEB 2000	0.71	24.49	<b>51.57</b> 27.08	0.26 <b>Q</b>
4	2	5	<b>MAJERSKI Jakub</b>	POL	18 AUG 2000	0.72	24.46	<b>51.62</b> 27.16	0.31 <b>Q</b>
5	1	8	<b>GAMMON Joshua</b>	GBR	22 JUL 2003	0.65	23.98	<b>51.65</b> 27.67	0.34 <b>Q</b>
6	1	6	<b>GRACIK Daniel</b>	CZE	15 OCT 2004	0.62	23.80	<b>51.68</b> 27.88	0.37 <b>Q</b>
7	2	8	<b>ARMBRUSTER Luca Nik</b>	GER	5 NOV 2001	0.65	24.07	<b>51.83</b> 27.76	0.52 <b>Q</b>
8	1	3	<b>JASKIEWICZ Adrian</b>	POL	31 JAN 2002	0.69	24.00	<b>51.87</b> 27.87	0.56 <b>Q</b>
9	2	3	<b>COHEN GROUMI Gal</b>	ISR	22 APR 2002	0.58	24.52	<b>52.09</b> 27.57	0.78 <b>R</b>
10	2	2	<b>PUGGAARD Casper</b>	DEN	14 FEB 2005	0.67	24.02	<b>52.19</b> 28.17	0.88 <b>R</b>
11	1	2	<b>POPESCU Denis-Laurean</b>	ROU	17 JUL 2003	0.67	24.51	<b>52.32</b> 27.81	1.01
12	2	6	<b>KAMMANN Bjorn</b>	GER	30 APR 2001	0.71	24.47	<b>52.45</b> 27.98	1.14
13	2	7	<b>KOUGKOULOS Anastasios</b>	GRE	7 MAR 2003	0.67	24.34	<b>52.70</b> 28.36	1.39
14	2	1	<b>AHTIAINEN Alex</b>	EST	27 JAN 2001	0.61	24.19	<b>52.76</b> 28.57	1.45
15	1	7	<b>ZAITSEV Daniel</b>	EST	13 DEC 1997	0.63	24.19	<b>52.84</b> 28.65	1.53
16	1	1	<b>MATIC Djurdje</b>	SRB	5 JUL 2000	0.62	24.08	<b>52.85</b> 28.77	1.54

Legend:					
<b>CR</b>	Championship Record	<b>ER</b>	European Record	<b>Q</b>	Qualified for next phase
<b>R.T.</b>	Reaction Time	<b>WR</b>	World Record	<b>R</b>	Reserve

Official Timekeeping by Omega



Event 217  
19 JUN 2024 - 19:27

Women's 50m Backstroke

Semifinals

### Results Summary

Event Number 17

Record	Name	NAT Code	Location	Date
<b>WR</b>	26.86 McKEOWN Kaylee	AUS	Budapest (HUN)	20 OCT 2023
<b>ER</b>	27.10 TOUSSAINT Kira	NED	Eindhoven (NED)	10 APR 2021
<b>CR</b>	27.19 DAWSON Kathleen	GBR	Budapest (HUN)	18 MAY 2021

Rank	Heat	Lane	Name	NAT Code	Date of Birth	R.T.	Time	Time Behind
1	2	4	<b>HILL Danielle</b>	IRL	27 SEP 1999	0.55	<b>27.67</b>	<b>Q</b>
2	1	4	<b>DRAKOU Theodora</b>	GRE	6 FEB 1992	0.50	<b>27.99</b>	0.32 <b>Q</b>
3	1	5	<b>TEIJONSALO Fanny</b>	FIN	6 FEB 1996	0.51	<b>28.08</b>	0.41 <b>Q</b>
4	2	5	<b>PISKORSKA Adela</b>	POL	16 NOV 2003	0.61	<b>28.16</b>	0.49 <b>Q</b>
5	1	6	<b>JENSEN Julie Kepp</b>	DEN	3 JAN 2000	0.57	<b>28.19</b>	0.52 <b>Q</b>
6	2	3	<b>KOMOROCZY Lora</b>	HUN	22 FEB 2006	0.54	<b>28.30</b>	0.63 <b>Q</b>
7	1	3	<b>SHARAFUTDINOVA Nika</b>	UKR	14 JUN 2005	0.66	<b>28.64</b>	0.97 <b>Q</b>
8	2	6	<b>PEDA Paulina</b>	POL	18 MAR 1998	0.59	<b>28.65</b>	0.98 <b>Q</b>
=9	2	2	<b>MURDOCK Justine Elizabeth</b>	LTU	2 JUN 2003	0.59	<b>28.75</b>	1.08 <b>R?</b>
=9	2	7	<b>MILUTINOVIC Katarina</b>	SRB	13 JAN 2001	0.58	<b>28.75</b>	1.08 <b>R?</b>
11	1	7	<b>BURIAN Katalin</b>	HUN	17 JAN 1995	0.68	<b>28.91</b>	1.24
12	1	2	<b>JANICKOVA Barbora</b>	CZE	1 MAY 2000	0.65	<b>28.96</b>	1.29
13	1	8	<b>CULLEN Lottie</b>	IRL	1 SEP 2004	0.64	<b>28.97</b>	1.30
14	1	1	<b>STANISAVLJEVIC Nina</b>	SRB	17 MAY 2004	0.61	<b>29.20</b>	1.53
15	2	8	<b>PENTTI Mia</b>	FIN	7 JAN 2002	0.63	<b>29.26</b>	1.59
16	2	1	<b>POTOCKA Tamara</b>	SVK	15 AUG 2002	0.57	<b>29.43</b>	1.76

Legend:							
=	Equal rank	<b>CR</b>	Championship Record	<b>ER</b>	European Record	<b>Q</b>	Qualified for next phase
R.T.	Reaction Time	<b>R?</b>	Involved in swim-off (reserve)	<b>WR</b>	World Record		

Official Timekeeping by Omega

Event 218  
19 JUN 2024 - 19:34

Men's 200m Breaststroke

Semifinals

## Results Summary

Event Number 18

	Record	Splits		Name	NAT Code	Location	Date
<b>WR</b>	2:05.48	28.53	1:00.72	1:33.36	QIN Haiyang	CHN Fukuoka (JPN)	28 JUL 2023
<b>ER</b>	2:06.12	29.73	1:02.22	1:34.23	CHUPKOV Anton	RUS Gwangju (KOR)	26 JUL 2019
<b>CR</b>	2:06.80	29.76	1:02.38	1:34.91	CHUPKOV Anton	RUS Glasgow (GBR)	6 AUG 2018

Rank	Heat	Lane	Name	NAT Code	Date of Birth	R.T.	50m	100m	150m	Time	Time Behind
1	2	4	<b>MCKEE Anton</b>	ISL	18 DEC 1993	0.68	29.69	1:02.68 32.99	1:35.81 33.13	<b>2:10.14</b> 34.33	<b>Q</b>
2	1	4	<b>KALUSOWSKI Jan</b>	POL	12 MAR 2000	0.67	29.51	1:02.59 33.08	1:36.48 33.89	<b>2:10.35</b> 33.87	0.21 <b>Q</b>
3	2	3	<b>EPITROPOV Lyubomir</b>	BUL	27 APR 1999	0.67	29.73	1:03.01 33.28	1:36.76 33.75	<b>2:10.38</b> 33.62	0.24 <b>Q</b>
4	2	5	<b>PERSSON Erik</b>	SWE	12 JAN 1994	0.71	29.92	1:02.53 32.61	1:36.46 33.93	<b>2:10.72</b> 34.26	0.58 <b>Q</b>
5	2	2	<b>CORBY Eoin</b>	IRL	16 JAN 2002	0.71	30.35	1:03.63 33.28	1:37.56 33.93	<b>2:11.62</b> 34.06	1.48 <b>Q</b>
6	1	3	<b>OVCHINNIKOV Maksym</b>	UKR	18 MAY 2003	0.69	29.44	1:02.61 33.17	1:36.38 33.77	<b>2:12.00</b> 35.62	1.86 <b>Q</b>
7	2	6	<b>ROTHBAUER Christopher</b>	AUT	29 JAN 1998	0.67	30.69	1:04.56 33.87	1:38.69 34.13	<b>2:12.79</b> 34.10	2.65 <b>Q</b>
8	1	2	<b>SIDLAUSKAS Andrius</b>	LTU	6 APR 1997	0.71	29.84	1:03.85 34.01	1:38.24 34.39	<b>2:13.23</b> 34.99	3.09 <b>Q</b>
9	2	7	<b>NETRH Vojtech</b>	CZE	29 JAN 2002	0.72	30.06	1:03.69 33.63	1:38.17 34.48	<b>2:13.41</b> 35.24	3.27 <b>R</b>
10	1	5	<b>GREENE Darragh</b>	IRL	20 OCT 1996	0.66	30.36	1:04.05 33.69	1:38.50 34.45	<b>2:13.42</b> 34.92	3.28 <b>R</b>
11	1	6	<b>BOBROVS Daniils</b>	LAT	8 OCT 1997	0.69	30.42	1:04.34 33.92	1:39.25 34.91	<b>2:13.53</b> 34.28	3.39
12	2	1	<b>WENDLAND Finn</b>	GER	18 JUN 2005	0.72	29.99	1:04.18 34.19	1:39.08 34.90	<b>2:14.85</b> 35.77	4.71
13	1	7	<b>SVET Denis</b>	MDA	14 MAR 2004	0.66	30.15	1:04.79 34.64	1:40.35 35.56	<b>2:15.23</b> 34.88	5.09
14	1	8	<b>REISEN BRAGA SOARE</b>	LUX	7 OCT 2003	0.68	30.32	1:04.49 34.17	1:39.73 35.24	<b>2:15.45</b> 35.72	5.31
15	2	8	<b>KEMP Finn Murray Moses</b>	LUX	17 APR 2005	0.73	30.54	1:05.37 34.83	1:40.99 35.62	<b>2:16.62</b> 35.63	6.48
16	1	1	<b>MALACHI Constantin</b>	MDA	11 APR 1997	0.73	30.78	1:05.77 34.99	1:41.50 35.73	<b>2:18.74</b> 37.24	8.60

#### Legend:

<b>CR</b>	Championship Record	<b>ER</b>	European Record	<b>Q</b>	Qualified for next phase	<b>R</b>	Reserve
<b>R.T.</b>	Reaction Time	<b>WR</b>	World Record				

Official Timekeeping by Omega



Event 119  
19 JUN 2024 - 19:58

Women's 400m Individual Medley

Final

## Results

Event Number 19

	Record	Splits		Name	NAT Code	Location	Date
<b>WR</b>	4:24.38	59.18	2:06.30	3:23.43	McINTOSH Summer	CAN Toronto (CAN)	16 MAY 2024
<b>ER</b>	4:26.36	1:00.91	2:08.39	3:24.50	HOSSZU Katinka	HUN Rio de Janeiro (BRA)	6 AUG 2016
<b>CR</b>	4:30.90	1:01.99	2:10.61	3:28.84	HOSSZU Katinka	HUN London (GBR)	16 MAY 2016

Rank	Lane	Name			NAT Code	R.T.		Time	Time Behind
<b>1</b>	<b>3</b>	<b>GORBENKO Anastasia</b>			ISR	0.66		<b>4:36.05</b>	
50m (1) 28.24		100m (1) 1:01.27 33.03	150m (1) 1:37.82 36.55	200m (3) 2:14.01 36.19	250m (1) 2:52.70 38.69	300m (1) 3:31.64 38.94	350m (1) 4:03.44 31.80		32.61
<b>2</b>	<b>4</b>	<b>JACKL Vivien</b>			HUN	0.73		<b>4:38.96</b>	2.91
50m (4) 29.56		100m (4) 1:03.25 33.69	150m (2) 1:37.92 34.67	200m (1) 2:11.52 33.60	250m (2) 2:53.27 41.75	300m (2) 3:35.48 42.21	350m (2) 4:07.77 32.29		31.19
<b>3</b>	<b>5</b>	<b>JAKABOS Zsuzsanna</b>			HUN	0.73		<b>4:40.24</b>	4.19
50m (3) 29.50		100m (3) 1:02.75 33.25	150m (3) 1:38.88 36.13	200m (2) 2:14.00 35.12	250m (3) 2:54.85 40.85	300m (3) 3:36.50 41.65	350m (3) 4:08.62 32.12		31.62
<b>4</b>	<b>6</b>	<b>CREVAR Anja</b>			SRB	0.68		<b>4:46.23</b>	10.18
50m (2) 29.39		100m (2) 1:02.59 33.20	150m (4) 1:39.32 36.73	200m (4) 2:15.60 36.28	250m (4) 2:56.15 40.55	300m (4) 3:37.17 41.02	350m (4) 4:11.06 33.89		35.17
<b>5</b>	<b>2</b>	<b>NYSTRAND Lisa</b>			SWE	0.83		<b>4:48.15</b>	12.10
50m (6) 30.54		100m (5) 1:04.81 34.27	150m (5) 1:42.28 37.47	200m (5) 2:18.84 36.56	250m (5) 2:58.79 39.95	300m (5) 3:39.71 40.92	350m (5) 4:14.21 34.50		33.94
<b>6</b>	<b>1</b>	<b>KASVIO Louna</b>			FIN	0.75		<b>4:52.77</b>	16.72
50m (5) 30.42		100m (6) 1:05.17 34.75	150m (6) 1:42.68 37.51	200m (6) 2:18.99 36.31	250m (6) 3:01.62 42.63	300m (6) 3:45.18 43.56	350m (6) 4:20.04 34.86		32.73
<b>7</b>	<b>7</b>	<b>HAKKARAINEN Ada</b>			FIN	0.67		<b>4:55.12</b>	19.07
50m (7) 31.26		100m (7) 1:05.93 34.67	150m (7) 1:45.98 40.05	200m (7) 2:25.55 39.57	250m (7) 3:06.58 41.03	300m (7) 3:48.80 42.22	350m (7) 4:22.35 33.55		32.77
	<b>8</b>	<b>KNOP Aleksandra</b>			POL			<b>DSQ</b>	

<b>Legend:</b>							
<b>CR</b>	Championship Record	<b>DSQ</b>	Disqualified	<b>ER</b>	European Record	<b>R.T.</b>	Reaction Time
<b>WR</b>	World Record						

Official Timekeeping by Omega







**Event 120**  
19 JUN 2024 - 20:20

**Women's 4 x 100m Freestyle Relay**

**Final**

## Results

### Event Number 20


	Record	Splits	NAT (Relay)	Location	Date
<b>WR</b>	3:27.96	52.08 1:43.77 2:36.06	AUS - Australia	Fukuoka (JPN)	23 JUL 2023
<b>ER</b>	3:31.72	53.61 1:45.91 2:38.94	NED - Netherlands	Rome (ITA)	26 JUL 2009
<b>CR</b>	3:33.62	53.77 1:47.38 2:41.00	NED - Netherlands	Eindhoven (NED)	18 MAR 2008

Rank	Lane	NAT / Name	R.T.	50m	100m	Time	Time Behind
1	4	<b>HUN - Hungary</b>				<b>3:36.77</b>	
		SEANSZKY Petra	0.70	26.03	54.79	(2) 54.79	
		ABRAHAM Minna	0.16	25.58	54.43	(1) 1:49.22	
		UGRAI Panna	0.19	25.61	53.88	(1) 2:43.10	
2	5	<b>DEN - Denmark</b>				<b>3:38.48</b>	1.71
		EBBESEN Elisabeth Sabroe	0.66	26.74	54.75	(1) 54.75	
		BRO Signe	0.34	25.91	54.72	(2) 1:49.47	
		JENSEN Julie Kepp	0.53	26.02	54.12	(2) 2:43.59	
3	7	<b>POL - Poland</b>				<b>3:41.01</b>	4.24
		FIEDKIEWICZ Kornelia	0.62	26.23	55.06	(3) 55.06	
		FAMULOK Zuzanna	0.40	27.11	55.70	(4) 1:50.76	
		GUSC Wiktorja	0.34	26.44	55.31	(3) 2:46.07	
4	2	<b>ISR - Israel</b>				<b>3:41.13</b>	4.36
		POLONSKY Lea	0.66	27.30	56.40	(7) 56.40	
		SPITZ Ayla Riley	0.27	26.81	55.89	(8) 1:52.29	
		GOLOVATY Daria	0.31	26.39	54.71	(4) 2:47.00	
5	3	<b>AUT - Austria</b>				<b>3:41.99</b>	5.22
		BERGER Iris Julia	0.78	26.86	55.53	(5) 55.53	
		PAMMER Cornelia	0.38	26.53	56.33	(6) 1:51.86	
		JELIC Marijana	0.29	26.25	55.66	(6) 2:47.52	
6	6	<b>SWE - Sweden</b>				<b>3:42.86</b>	6.09
		THORMALM Klara	0.74	27.05	57.03	(8) 57.03	
		JUNEVIK Sara	0.29	25.99	54.45	(5) 1:51.48	
		BERGMAN Hanna	0.38	26.81	55.96	(5) 2:47.44	
7	1	<b>SLO - Slovenia</b>				<b>3:44.30</b>	7.53
		SEGEL Janja	0.72	26.66	55.08	(4) 55.08	
		FAIN Katja	0.43	27.01	55.51	(3) 1:50.59	
		SEKUTI Hana	0.40	27.07	57.50	(7) 2:48.09	
8	8	<b>SRB - Serbia</b>				<b>3:45.64</b>	8.87
		MILUTINOVIC Katarina	0.65	26.83	55.96	(6) 55.96	
		KALJEVIC Mina	0.28	26.42	56.21	(7) 1:52.17	
		MARKOVIC Jana	0.27	26.88	56.19	(8) 2:48.36	
		BUKVIC Martina	0.30	27.47	57.28		

<b>Legend:</b>							
<b>CR</b>	Championship Record	<b>ER</b>	European Record	<b>R.T.</b>	Reaction Time	<b>WR</b>	World Record

Official Timekeeping by Omega






Event 109  
19 JUN 2024

Women's 50m Butterfly

### Medallists

Medal	Name	NAT
GOLD	JUNEVIK Sara	SWE - Sweden
SILVER	VANOTTERDIJK Roos	BEL - Belgium
BRONZE	NTOUNTOUNAKI Anna	GRE - Greece

Official Timekeeping by Omega




Event 110  
19 JUN 2024

Men's 100m Freestyle

### Medallists

Medal	Name	NAT
GOLD	POPOVICI David	ROU - Romania
SILVER	NEMETH Nandor	HUN - Hungary
BRONZE	BARNA Andrej	SRB - Serbia

Official Timekeeping by Omega




Event 111  
19 JUN 2024

Women's 100m Breaststroke

### Medallists

Medal	Name	NAT
GOLD	JEFIMOVA Eneli	EST - Estonia
SILVER	MAMIE Lisa	SUI - Switzerland
BRONZE	KLINT IPSA Olivia	SWE - Sweden

Official Timekeeping by Omega




Event 112  
19 JUN 2024

Men's 200m Backstroke

### Medallists

Medal	Name	NAT
GOLD	ZHELTIAKOV Oleksandr	UKR - Ukraine
SILVER	SISKOS Apostolos	GRE - Greece
BRONZE	MITYUKOV Roman	SUI - Switzerland

Official Timekeeping by Omega




Event 114  
19 JUN 2024

Men's 800m Freestyle

#### Medallists

Medal	Name	NAT
GOLD	ROMANCHUK Mykhailo	UKR - Ukraine
SILVER	MARKOS Dimitrios	GRE - Greece
BRONZE	SARKANY Zalan	HUN - Hungary

Official Timekeeping by Omega



Event 119  
19 JUN 2024

Women's 400m Individual Medley

### Medallists

Medal	Name	NAT
GOLD	GORBENKO Anastasia	ISR - Israel
SILVER	JACKL Vivien	HUN - Hungary
BRONZE	JAKABOS Zsuzsanna	HUN - Hungary

Official Timekeeping by Omega



Event 120  
19 JUN 2024

Women's 4 x 100m Freestyle Relay


### Medallists

Medal	NAT	Name
GOLD	HUN - Hungary	SENANSZKY Petra ABRAHAM Minna UGRAI Panna PADAR Nikolett JAKABOS Zsuzsanna MOLNAR Dora
SILVER	DEN - Denmark	EBBESEN Elisabeth Sabroe BRO Signe JENSEN Julie Kepp TABOR Schastine SORENSEN Karoline
BRONZE	POL - Poland	FIEDKIEWICZ Kornelia FAMULOK Zuzanna GUSC Wiktoria POLANSKA Aleksandra MAIK Julia

**Note:**  
The first four athletes for each NAT competed in the final.

Official Timekeeping by Omega





Event 417  
20 JUN 2024 - 11:19

Women's 50m Backstroke

Semifinals Swim-off

## Results

### Event Number 17

	Record	Name	NAT Code	Location	Date
<b>WR</b>	26.86	McKEOWN Kaylee	AUS	Budapest (HUN)	20 OCT 2023
<b>ER</b>	27.10	TOUSSAINT Kira	NED	Eindhoven (NED)	10 APR 2021
<b>CR</b>	27.19	DAWSON Kathleen	GBR	Budapest (HUN)	18 MAY 2021

Rank	Lane	Name	NAT Code	R.T.	Time	Time Behind
1	4	MURDOCK Justine Elizabeth	LTU	0.59	<b>28.94</b>	
2	5	MILUTINOVIC Katarina	SRB	0.59	<b>29.06</b>	0.12

**Legend:**

**CR** Championship Record      **ER** European Record      **R.T.** Reaction Time      **WR** World Record

Official Timekeeping by Omega



Event 21  
20 JUN 2024 - 9:30

Men's 200m Freestyle

Heats


### Results Summary

Event Number 21

	Record	Splits		Name	NAT Code	Location	Date
<b>WR</b>	1:42.00	24.23	50.12	1:16.30	BIEDERMANN Paul	GER	Rome (ITA) 28 JUL 2009
<b>ER</b>	1:42.00	24.23	50.12	1:16.30	BIEDERMANN Paul	GER	Rome (ITA) 28 JUL 2009
<b>CR</b>	1:42.97	24.10	50.35	1:16.96	POPOVICI David	ROU	Rome (ITA) 15 AUG 2022

Rank	Heat	Lane	Name	NAT Code	Date of Birth	R.T.	50m	100m	150m	Time	Time Behind
1	7	4	POPOVICI David	ROU	15 SEP 2004	0.64	24.19	50.84	1:18.07	<b>1:45.44</b>	<b>Q</b>
2	5	5	STJEPANOVIC Velimir	SRB	7 AUG 1993	0.60	24.87	52.23	1:20.20	<b>1:47.18</b>	1.74 <b>Q</b>
3	6	4	RAPSYS Danas	LTU	21 MAY 1995	0.67	25.10	52.49	1:20.68	<b>1:47.27</b>	1.83 <b>Q</b>
4	5	4	DJAKOVIC Antonio	SUI	8 OCT 2002	0.68	24.64	52.00	1:20.20	<b>1:47.61</b>	2.17 <b>Q</b>
5	6	7	JANKOVIC Niko	CRO	14 NOV 2004	0.69	25.26	52.41	1:20.22	<b>1:47.69</b>	2.25 <b>Q</b>
6	7	2	NAVIKONIS Tomas	LTU	12 APR 2003	0.71	25.53	52.96	1:20.21	<b>1:47.73</b>	2.29 <b>Q</b>
7	6	3	SIERADZKI Kamil	POL	11 JAN 2002	0.67	25.24	52.69	1:20.20	<b>1:47.80</b>	2.36 <b>Q</b>
8	5	3	SOLOVEYCHIK Bar	ISR	15 AUG 2000	0.65	25.28	52.64	1:20.28	<b>1:47.88</b>	2.44 <b>Q</b>
9	6	2	KOSKI Tomas	FIN	23 JUL 2004	0.65	25.11	51.97	1:19.67	<b>1:47.97</b>	2.53 <b>Q</b>
10	7	3	HANSON Robin	SWE	2 APR 2001	0.65	24.76	51.69	1:19.80	<b>1:48.05</b>	2.61 <b>Q</b>
11	6	9	LUKMINAS Tomas	LTU	26 OCT 2004	0.69	25.54	52.63	1:20.51	<b>1:48.22</b>	2.78
12	6	8	ENGLEZAKIS Konstantinos	GRE	20 MAR 2001	0.76	25.25	52.20	1:20.53	<b>1:48.25</b>	2.81 <b>Q</b>
13	7	7	YOAV Romano	ISR	13 JUN 2004	0.61	25.77	53.32	1:21.08	<b>1:48.27</b>	2.83 <b>Q</b>
14	4	3	SOGAARD-ANDERSEN Oliver	DEN	24 OCT 2003	0.70	25.08	52.72	1:20.69	<b>1:48.36</b>	2.92 <b>Q</b>
15	6	0	PESCHKE Philipp	GER	13 JUN 2005	0.67	25.13	52.92	1:20.91	<b>1:48.67</b>	3.23 <b>Q</b>
16	7	5	MARKOS Dimitrios	GRE	13 SEP 2001	0.68	25.57	53.33	1:21.52	<b>1:48.72</b>	3.28 <b>Q</b>
17	6	6	BOSKAN Saso	SLO	12 DEC 2002	0.70	25.16	52.14	1:20.11	<b>1:48.74</b>	3.30 <b>Q</b>
18	5	2	LINNYK Illia	UKR	14 MAR 2001	0.69	25.45	53.09	1:21.18	<b>1:48.88</b>	3.44 <b>R</b>
19	5	1	SCHMIDT Danny	GER	15 OCT 2001	0.63	25.21	52.89	1:20.79	<b>1:49.02</b>	3.58 <b>R</b>
20	6	5	MILAK Kristof	HUN	20 FEB 2000	0.71	25.52	53.67	1:21.48	<b>1:49.06</b>	3.62
21	7	1	BAILEY Evan	IRL	13 JUL 2005	0.65	25.62	53.40	1:20.98	<b>1:49.07</b>	3.63
=22	5	7	MARTON Richard	HUN	7 OCT 1999	0.63	25.75	53.49	1:21.51	<b>1:49.11</b>	3.67
=22	6	1	LEKIC Jovan	BIH	29 SEP 2003	0.68	25.48	53.69	1:21.67	<b>1:49.11</b>	3.67

Official Timekeeping by Omega



Event 21  
20 JUN 2024 - 9:30

Men's 200m Freestyle

Heats

### Results Summary

Event Number 21

Rank	Heat	Lane	Name	NAT Code	Date of Birth	R.T.	50m	100m	150m	Time	Time Behind
24	4	4	TREPOCKA Kristupas	LTU	22 MAY 2006	0.70	25.15	52.43	1:21.23	<b>1:49.13</b>	3.69
								27.28	28.80	27.90	
25	7	6	ZIRK Kregor	EST	3 JUL 1999	0.66	25.65	53.45	1:21.47	<b>1:49.24</b>	3.80
								27.80	28.02	27.77	
26	5	6	BEN SHITRIT Eitan	ISR	2 JUN 2003	0.62	25.84	53.20	1:20.86	<b>1:49.25</b>	3.81
								27.36	27.66	28.39	
27	4	5	PAINTER Alexander	GBR	19 SEP 2004	0.60	24.75	51.94	1:20.55	<b>1:49.51</b>	4.07
								27.19	28.61	28.96	
28	3	4	YANCHEV Yordan	BUL	30 AUG 2001	0.68	25.03	52.25	1:20.32	<b>1:49.54</b>	4.10
								27.22	28.07	29.22	
29	4	6	JABLČNIK Frantisek	SVK	23 OCT 2003	0.67	25.18	52.67	1:21.03	<b>1:49.55</b>	4.11
								27.49	28.36	28.52	
30	7	8	KOVACS Attila	HUN	4 MAR 2004	0.67	26.05	53.66	1:21.88	<b>1:49.71</b>	4.27
								27.61	28.22	27.83	
31	3	5	NAUMENKO Vadym	UKR	23 JAN 2003	0.65	25.17	52.95	1:21.56	<b>1:49.83</b>	4.39
								27.78	28.61	28.27	
32	5	0	BASCHNITT Jarno	GER	16 DEC 2005	0.68	25.43	53.24	1:21.41	<b>1:49.96</b>	4.52
								27.81	28.17	28.55	
33	4	0	DRACIC Kenan	BIH	21 OCT 2006	0.64	26.00	54.28	1:22.73	<b>1:50.42</b>	4.98
								28.28	28.45	27.69	
34	4	1	RYNN Cormac	IRL	13 DEC 2005	0.78	26.08	54.45	1:22.47	<b>1:50.57</b>	5.13
								28.37	28.02	28.10	
35	4	8	BEHAR Tiago	SUI	5 MAR 2002	0.69	25.51	53.66	1:22.69	<b>1:51.03</b>	5.59
								28.15	29.03	28.34	
36	5	9	TRAMPITSCH Alexander	AUT	5 FEB 1999	0.66	26.07	54.11	1:22.71	<b>1:51.07</b>	5.63
								28.04	28.60	28.36	
37	7	0	MC GEEVER Finn	IRL	20 OCT 2000	0.73	26.05	54.02	1:22.69	<b>1:51.39</b>	5.95
								27.97	28.67	28.70	
38	2	1	GARTMANN Gian-Luca	SUI	10 JUN 2003	0.62	25.44	53.55	1:22.41	<b>1:51.50</b>	6.06
								28.11	28.86	29.09	
39	2	3	TOSCAN Marius	SUI	17 JAN 2002	0.70	26.60	55.00	1:23.44	<b>1:51.77</b>	6.33
								28.40	28.44	28.33	
40	3	2	KUKHALASHVILI Luka	GEO	17 OCT 2002	0.64	26.22	54.53	1:23.42	<b>1:52.07</b>	6.63
								28.31	28.89	28.65	
41	3	8	BIANCHI Loris	SMR	1 AUG 2001	0.65	27.46	55.67	1:24.30	<b>1:52.15</b>	6.71
								28.21	28.63	27.85	
42	3	7	ALOVATKI Pavel	MDA	31 OCT 2003	0.67	26.40	54.12	1:23.04	<b>1:52.43</b>	6.99
								27.72	28.92	29.39	
43	2	4	COVALIOV Egor	MDA	28 SEP 2004	0.67	25.62	53.67	1:22.47	<b>1:52.50</b>	7.06
								28.05	28.80	30.03	
44	3	6	PILIPOVIC Ognjen	SRB	21 FEB 2006	0.67	26.35	54.96	1:24.66	<b>1:52.79</b>	7.35
								28.61	29.70	28.13	
45	2	5	SIMIC Nikola	SRB	28 MAY 2005	0.68	26.63	55.28	1:24.69	<b>1:53.03</b>	7.59
								28.65	29.41	28.34	
46	2	7	SENICA PAVLETIC Primož	SLO	14 JAN 2001	0.76	26.93	55.23	1:24.32	<b>1:53.10</b>	7.66
								28.30	29.09	28.78	
47	2	2	GASIC Mihailo	SRB	15 JUN 2024	0.69	26.88	55.43	1:24.44	<b>1:53.22</b>	7.78
								28.55	29.01	28.78	
=48	3	1	RULLIS Reds	LAT	19 JUN 2005	0.71	25.58	54.60	1:23.62	<b>1:53.24</b>	7.80
								29.02	29.02	29.62	
=48	3	9	FURLAN STULAR Arne	SLO	23 SEP 2005	0.65	26.77	55.06	1:24.47	<b>1:53.24</b>	7.80
								28.29	29.41	28.77	

Official Timekeeping by Omega



Event 21  
20 JUN 2024 - 9:30

Men's 200m Freestyle

Heats

### Results Summary

Event Number 21

Rank	Heat	Lane	Name	NAT Code	Date of Birth	R.T.	50m	100m	150m	Time	Time Behind
50	3	0	BARSEGHYAN Artur	ARM	29 MAR 2002	0.67	25.77	54.35	1:23.93	<b>1:53.47</b>	8.03
								28.58	29.58	29.54	
51	2	6	PUSNIK Jaka	SLO	23 JUL 2003	0.72	26.55	54.87	1:24.51	<b>1:53.49</b>	8.05
								28.32	29.64	28.98	
52	4	7	KULJUS Lars	EST	16 AUG 2005	0.68	24.81	53.44	1:24.08	<b>1:53.96</b>	8.52
								28.63	30.64	29.88	
53	1	5	NURKIC KACAPOR Mak Edvin	BIH	27 AUG 2005	0.68	25.81	54.43	1:24.18	<b>1:54.13</b>	8.69
								28.62	29.75	29.95	
54	2	8	KURUZOVIC Filip	BIH	25 NOV 2003	0.68	27.12	56.00	1:25.54	<b>1:54.47</b>	9.03
								28.88	29.54	28.93	
55	5	8	ZOBEL Marius	GER	18 NOV 1999	0.68	25.88	54.14	1:24.35	<b>1:54.58</b>	9.14
								28.26	30.21	30.23	
56	2	9	MASO Alaa	ERT	1 JAN 2000	0.67	26.99	56.00	1:26.28	<b>1:55.47</b>	10.03
								29.01	30.28	29.19	
57	2	0	GJURETANOVIKJ Nikola	MKD	7 NOV 2007	0.70	26.20	55.42	1:25.13	<b>1:55.55</b>	10.11
								29.22	29.71	30.42	
58	3	3	GERGELY Mihai	ROU	26 JAN 2003	0.66	26.65	56.30	1:26.91	<b>1:57.40</b>	11.96
								29.65	30.61	30.49	
59	1	4	LOMERO ARENAS Bernat	AND	28 DEC 1997	0.68	24.37	50.99	1:35.79	<b>2:16.34</b>	30.90
								26.62	44.80	40.55	
	1	3	NANKOV Deniel	BUL	2 JAN 2003					<b>DNS</b>	
	4	2	VAZAIOS Andreas	GRE	9 MAY 1994					<b>DNS</b>	
	7	9	GLIVINSKIY Alexey	ISR	23 SEP 2004					<b>DNS</b>	

**Legend:**

=	Equal rank	CR	Championship Record	DNS	Did Not Start	ER	European Record
Q	Qualified for next phase	R	Reserve	R.T.	Reaction Time	WR	World Record

Official Timekeeping by Omega



Event 22  
20 JUN 2024 - 9:55

Women's 100m Butterfly

Heats


### Results Summary

Event Number 22

	Record	Split	Name	NAT Code	Location	Date
<b>WR</b>	55.18	29.73	WALSH Gretchen	USA	Indianapolis, IN (USA)	15 JUN 2024
<b>ER</b>	55.48	26.01	SJOESTROEM Sarah	SWE	Rio de Janeiro (BRA)	7 AUG 2016
<b>CR</b>	55.89	26.31	SJOSTROM Sarah	SWE	London (GBR)	20 MAY 2016

Rank	Heat	Lane	Name	NAT Code	Date of Birth	R.T.	50m	Time	Time Behind
1	4	5	PEDA Paulina	POL	18 MAR 1998	0.63	27.12	<b>58.14</b> 31.02	<b>Q</b>
2	3	3	VANOTTERDIJK Roos	BEL	7 JAN 2005	0.69	27.40	<b>58.45</b> 31.05	0.31 <b>Q</b>
3	4	6	DAMASIOTI Georgia	GRE	2 JUL 2003	0.65	27.46	<b>58.54</b> 31.08	0.40 <b>Q</b>
4	3	5	JUNEVIK Sara	SWE	14 FEB 2000	0.74	27.35	<b>58.82</b> 31.47	0.68 <b>Q</b>
5	3	4	NTOUNTOUNAKI Anna	GRE	9 SEP 1995	0.69	27.70	<b>58.83</b> 31.13	0.69 <b>Q</b>
6	2	4	BACH Helena Rosendahl	DEN	12 JUN 2000	0.85	28.05	<b>58.90</b> 30.85	0.76 <b>Q</b>
7	2	5	PIOTROWSKA Wiktoria	POL	12 DEC 2003	0.66	27.41	<b>59.10</b> 31.69	0.96 <b>Q</b>
8	4	3	AMINA Kajtaz	CRO	31 DEC 1996	0.68	27.40	<b>59.15</b> 31.75	1.01 <b>Q</b>
9	3	6	GRIEVE Lucy	GBR	6 MAR 2004	0.69	28.03	<b>59.23</b> 31.20	1.09 <b>Q</b>
10	2	3	UGRAI Panna	HUN	18 OCT 2004	0.76	27.77	<b>59.48</b> 31.71	1.34 <b>Q</b>
11	4	4	PUDAR Lana	BIH	19 JAN 2006	0.74	28.14	<b>59.54</b> 31.40	1.40 <b>Q</b>
12	4	1	FAMULOK Zuzanna	POL	14 NOV 2003	0.68	28.17	<b>59.59</b> 31.42	1.45
13	3	2	ULLMANN Julia	SUI	19 JUN 2005	0.61	27.82	<b>59.68</b> 31.86	1.54 <b>Q</b>
14	2	7	LAHTINEN Laura	FIN	3 JUN 2003	0.68	27.99	<b>59.72</b> 31.73	1.58 <b>Q</b>
15	3	7	SOINI Aliisa	FIN	8 MAR 2007	0.68	28.13	<b>59.73</b> 31.60	1.59 <b>Q</b>
16	2	2	BERGER Iris Julia	AUT	19 AUG 2004	0.76	28.08	<b>59.85</b> 31.77	1.71 <b>Q</b>
17	4	7	HAYON Ariel	ISR	3 AUG 2003	0.69	28.31	<b>59.94</b> 31.63	1.80 <b>Q</b>
18	4	2	MAIK Julia	POL	23 SEP 2003	0.65	27.23	<b>1:00.37</b> 33.14	2.23
19	4	8	JERNSTEDT Edith	SWE	9 JAN 2002	0.70	29.17	<b>1:00.43</b> 31.26	2.29 <b>R</b>
20	3	1	TABOR Schastine	DEN	18 FEB 2005	0.65	28.07	<b>1:01.19</b> 33.12	3.05 <b>R</b>
21	2	8	PAVLIK Fabienne	AUT	12 AUG 2004	0.85	29.78	<b>1:01.22</b> 31.44	3.08
22	3	8	RIPKOVA Zora	SVK	14 JUL 2002	0.72	28.69	<b>1:01.25</b> 32.56	3.11
23	1	4	NABOJCENKO Daryna	CZE	26 JUN 2002	0.69	27.19	<b>1:01.26</b> 34.07	3.12

Official Timekeeping by Omega



Event 22  
20 JUN 2024 - 9:55

Women's 100m Butterfly

Heats

### Results Summary

Event Number 22

Rank	Heat	Lane	Name	NAT Code	Date of Birth	R.T.	50m	Time	Time Behind
24	3	0	MANUCHARYAN Varsenik	ARM	11 JUL 2003	0.69	28.39	<b>1:01.48</b> 33.09	3.34
25	2	1	SEKUTI Hana	SLO	26 OCT 2006	0.70	28.59	<b>1:01.96</b> 33.37	3.82
26	2	0	SHEIKHALIZADEHKHAN	AZE	18 JUL 2004	0.80	28.78	<b>1:02.55</b> 33.77	4.41
27	1	5	BORER Fanny	SUI	7 APR 1996	0.79	30.26	<b>1:03.88</b> 33.62	5.74
28	4	9	BLAZHEVSKA EMINOVA Mia	MKD	4 AUG 2005	0.77	29.94	<b>1:04.13</b> 34.19	5.99
29	1	3	KARAPETYAN Yeva	ARM	10 JAN 2005	0.69	30.25	<b>1:04.71</b> 34.46	6.57
	2	6	KOMOROCZY Lora	HUN	22 FEB 2006			<b>DNS</b>	
	4	0	KALJEVIC Mina	SRB	27 FEB 2005			<b>DNS</b>	

<b>CR</b>	Championship Record	<b>DNS</b>	Did Not Start	<b>ER</b>	European Record	<b>Q</b>	Qualified for next phase
<b>R</b>	Reserve	<b>R.T.</b>	Reaction Time	<b>WR</b>	World Record		

Official Timekeeping by Omega



Event 23  
20 JUN 2024 - 10:05

Men's 50m Backstroke

Heats


### Results Summary

Event Number 23

	Record	Name	NAT Code	Location	Date
<b>WR</b>	23.55	KOLESNIKOV Kliment	RUS	kazan (RUS)	27 JUL 2023
<b>ER</b>	23.80	KOLESNIKOV Kliment	RUS	Budapest (HUN)	18 MAY 2021
<b>CR</b>	23.80	KOLESNIKOV Kliment	RUS	Budapest (HUN)	18 MAY 2021

Rank	Heat	Lane	Name	NAT Code	Date of Birth	R.T.	Time	Time Behind
1	3	4	CHRISTOU Apostolos	GRE	1 NOV 1996	0.59	<b>24.66</b>	<b>Q</b>
2	5	5	MAKRYGIANNIS Evangelos	GRE	18 JUN 2000	0.58	<b>24.84</b>	0.18 <b>Q</b>
3	4	4	MASIUK Ksawery	POL	17 DEC 2004	0.57	<b>24.95</b>	0.29 <b>Q</b>
4	3	8	KOS Hubert	HUN	28 MAR 2003	0.66	<b>24.96</b>	0.30 <b>Q</b>
5	5	6	BOLLIN Thierry	SUI	11 JAN 2000	0.59	<b>25.04</b>	0.38 <b>Q</b>
6	4	7	SHUSTER Tomer Yakov	ISR	14 JUL 2004	0.58	<b>25.18</b>	0.52 <b>Q</b>
7	5	4	LAITAROVSKY Michael	ISR	15 AUG 1999	0.52	<b>25.19</b>	0.53 <b>Q</b>
8	3	7	JASZO Adam	HUN	5 JUL 2002	0.67	<b>25.22</b>	0.56 <b>Q</b>
9	4	5	ZHELTIAKOV Oleksandr	UKR	15 NOV 2005	0.58	<b>25.29</b>	0.63 <b>Q</b>
10	3	5	STOKOWSKI Kacper	POL	6 JAN 1999	0.57	<b>25.41</b>	0.75 <b>Q</b>
11	3	6	GERCHIK David	ISR	20 FEB 2001	0.66	<b>25.46</b>	0.80
12	5	3	FERGUSON Conor	IRL	11 OCT 1999	0.61	<b>25.55</b>	0.89 <b>Q</b>
13	5	0	TRIBUNTSOV Ralf	EST	22 SEP 1994	0.63	<b>25.57</b>	0.91 <b>Q</b>
14	4	3	POPESCU Denis-Laurean	ROU	17 JUL 2003	0.71	<b>25.58</b>	0.92 <b>Q</b>
15	3	1	LUDWICZAK Piotr	POL	1 MAY 1996	0.68	<b>25.65</b>	0.99
16	3	9	HASIBOVIC SIROTANO	BIH	20 DEC 2003	0.67	<b>25.81</b>	1.15 <b>Q</b>
17	3	3	JAHN Cornelius	GER	5 JAN 2003	0.75	<b>25.82</b>	1.16 <b>Q</b>
18	4	1	PEDERSEN REF	DEN	11 MAR 2005	0.56	<b>25.88</b>	1.22 <b>Q</b>
19	3	2	KOUGKOULOS Anastasios	GRE	7 MAR 2003	0.65	<b>25.89</b>	1.23
20	4	2	SATIR Mert Ali	TUR	29 JUN 2001	0.60	<b>25.93</b>	1.27 <b>R</b>
21	2	1	HALBEISEN Max	AUT	25 SEP 2003	0.55	<b>25.94</b>	1.28 <b>R</b>
22	4	9	DITTRICH Moritz	AUT	23 AUG 2001	0.58	<b>25.96</b>	1.30
23	2	6	KOVACEVIC Ognjen	SRB	16 NOV 2005	0.74	<b>25.99</b>	1.33
24	5	8	DRAGOJLOVIC Djordje	SRB	24 FEB 2002	0.60	<b>26.09</b>	1.43
25	2	4	LEVTEROV Kaloyan	BUL	8 FEB 2003	0.55	<b>26.16</b>	1.50
26	2	3	BRANKARR Ronny	FIN	11 JUL 2002	0.73	<b>26.18</b>	1.52
27	4	0	TORNQVIST Samuel	SWE	5 NOV 1997	0.61	<b>26.19</b>	1.53
28	5	9	PETKOVIC Andrija	SRB	22 DEC 2001	0.67	<b>26.20</b>	1.54
29	2	5	DIENER Christian Erik	GER	3 JUN 1993	0.57	<b>26.23</b>	1.57
30	2	8	SELIN Artem	GER	21 MAY 2002	0.71	<b>26.37</b>	1.71
31	2	0	SERDAREVIC Lovro	CRO	22 SEP 2003	0.65	<b>26.43</b>	1.77
32	2	2	DOKMANOVIC Nikola	SRB	4 APR 2005	0.63	<b>26.51</b>	1.85
33	5	1	MARAANA Adam	ISR	7 JUL 2003	0.55	<b>26.57</b>	1.91
34	1	4	FERS ERZEN Anze	SLO	3 MAR 1999	0.70	<b>26.62</b>	1.96
=35	2	9	KERMANS Ronens	LAT	15 APR 2004	0.57	<b>26.88</b>	2.22
=35	3	0	SKERRY Jack	GBR	17 NOV 2004	0.62	<b>26.88</b>	2.22
37	1	5	LAVDANITI Zhulian	ALB	17 MAR 2003	0.58	<b>27.17</b>	2.51
38	1	3	STOJANOVSKI Andrej	MKD	20 AUG 2004	0.74	<b>27.63</b>	2.97
39	1	1	KOKKO Olli	FIN	18 APR 1994	0.71	<b>27.81</b>	3.15
40	1	6	ALGULIEV Rashad	AZE	14 JUN 2004	0.56	<b>27.86</b>	3.20
	1	2	LIUKKONEN Ari-Pekka	FIN	9 FEB 1989		<b>DNS</b>	
	1	7	MAKINEN Kalle	FIN	14 MAR 2002		<b>DNS</b>	

Official Timekeeping by Omega



Event 23

20 JUN 2024 - 10:05

Men's 50m Backstroke

Heats

### Results Summary

Event Number 23

Rank	Heat	Lane	Name	NAT Code	Date of Birth	R.T.	Time	Time Behind
	2	7	<b>KULJUS</b> Lars	EST	16 AUG 2005		<b>DNS</b>	
	4	6	<b>SEELIGER</b> Bjorn	SWE	11 JAN 2000		<b>DNS</b>	
	5	2	<b>RYAN</b> Shane	IRL	27 JAN 1994		<b>DNS</b>	

**Legend:**

<b>=</b>	Equal rank	<b>CR</b>	Championship Record	<b>DNS</b>	Did Not Start	<b>ER</b>	European Record
<b>Q</b>	Qualified for next phase	<b>R</b>	Reserve	<b>R.T.</b>	Reaction Time	<b>WR</b>	World Record

Official Timekeeping by Omega




### Results Summary

#### Event Number 24

	Record	Splits		Name	NAT Code	Location	Date
<b>WR</b>	2:17.55	32.13	1:07.28	1:42.47	CHIKUNOVA Evgeniia	RUS Kazan (RUS)	21 APR 2023
<b>ER</b>	2:19.11	31.80	1:07.27	1:42.89	PEDERSEN Rikke	DEN Barcelona (ESP)	1 AUG 2013
<b>CR</b>	2:19.84	32.02	1:07.30	1:42.83	PEDERSEN Rikke Moller	DEN Berlin (GER)	22 AUG 2014

Rank	Heat	Lane	Name	NAT Code	Date of Birth	R.T.	50m	100m	150m	Time	Time Behind
1	2	4	HORSKA Kristyna	CZE	30 SEP 1997	0.70	33.15	1:10.85 37.70	1:49.12 38.27	<b>2:27.45</b> 38.33	<b>Q</b>
2	3	4	BLOMSTERBERG Thea	DEN	9 JAN 2002	0.72	33.62	1:11.53 37.91	1:49.95 38.42	<b>2:28.08</b> 38.13	0.63 <b>Q</b>
=3	1	4	RYBAK-ANDERSEN Clara	DEN	18 DEC 2003	0.70	33.66	1:11.36 37.70	1:49.53 38.17	<b>2:28.31</b> 38.78	0.86 <b>Q</b>
=3	1	6	TRNIKOVA Nikoleta	SVK	29 JUL 2002	0.72	34.01	1:11.57 37.56	1:49.80 38.23	<b>2:28.31</b> 38.51	0.86 <b>Q</b>
5	1	2	MC CARTNEY Ellie	IRL	13 APR 2005	0.69	33.84	1:12.39 38.55	1:50.97 38.58	<b>2:28.63</b> 37.66	1.18 <b>Q</b>
6	3	3	JEFIMOVA Eneli	EST	27 DEC 2006	0.66	33.42	1:11.32 37.90	1:50.20 38.88	<b>2:28.93</b> 38.73	1.48 <b>Q</b>
7	2	6	KONTOGEOURGOU Eleni	GRE	9 JUL 2000	0.67	33.87	1:10.99 37.12	1:49.84 38.85	<b>2:29.08</b> 39.24	1.63 <b>Q</b>
8	3	5	MAMIE Lisa	SUI	27 OCT 1998	0.71	33.76	1:12.48 38.72	1:51.22 38.74	<b>2:29.67</b> 38.45	2.22 <b>Q</b>
9	2	5	BLAZEVIC Ana	CRO	24 JUN 2003	0.65	33.84	1:10.96 37.12	1:49.69 38.73	<b>2:29.90</b> 40.21	2.45 <b>Q</b>
10	1	7	COYNE Niamh	IRL	22 JUN 2001	0.70	34.10	1:11.55 37.45	1:50.25 38.70	<b>2:29.99</b> 39.74	2.54 <b>Q</b>
11	1	3	BEKESI Eszter	HUN	19 JAN 2002	0.70	34.58	1:13.36 38.78	1:51.82 38.46	<b>2:30.63</b> 38.81	3.18 <b>Q</b>
12	2	1	LAHTINEN Laura	FIN	3 JUN 2003	0.68	33.56	1:11.87 38.31	1:50.81 38.94	<b>2:30.84</b> 40.03	3.39 <b>Q</b>
13	3	7	NYSTRAND Lisa	SWE	15 MAY 2006	0.81	34.27	1:12.39 38.12	1:51.56 39.17	<b>2:31.22</b> 39.66	3.77 <b>Q</b>
14	3	2	ROMANJUK Maria	EST	15 AUG 1996	0.71	33.47	1:10.66 37.19	1:50.11 39.45	<b>2:31.31</b> 41.20	3.86 <b>Q</b>
15	3	8	ANGELAKI Chara	GRE	20 OCT 2004	0.69	34.79	1:13.33 38.54	1:52.08 38.75	<b>2:31.64</b> 39.56	4.19 <b>Q</b>
16	1	5	PALMER Grace	BEL	20 JUL 2005	0.80	34.86	1:13.11 38.25	1:52.60 39.49	<b>2:32.51</b> 39.91	5.06 <b>Q</b>
17	3	1	FAST Emelie	SWE	20 FEB 2004	0.63	33.77	1:12.52 38.75	1:52.18 39.66	<b>2:32.76</b> 40.58	5.31 <b>R</b>
18	3	6	PODMANIKOVA Andrea	SVK	23 FEB 1998	0.71	35.27	1:12.68 37.41	1:51.94 39.26	<b>2:32.78</b> 40.84	5.33 <b>R</b>
19	2	8	TUDO CUBELLS Nadia	AND	8 APR 1997	0.71	34.86	1:13.10 38.24	1:53.13 40.03	<b>2:33.74</b> 40.61	6.29
20	2	2	BUKVIC Martina	SRB	24 MAY 2006	0.71	34.14	1:12.18 38.04	1:52.17 39.99	<b>2:34.41</b> 42.24	6.96
21	1	8	FUGLSANG Anna Munk	DEN	22 NOV 2005	0.75	35.75	1:15.90 40.15	1:56.50 40.60	<b>2:37.89</b> 41.39	10.44
	1	1	THORMALM Klara	SWE	29 MAR 1998					<b>DNS</b>	
	2	3	KLINT IPSA Olivia	SWE	13 MAR 2005					<b>DNS</b>	

Official Timekeeping by Omega



Event 24  
20 JUN 2024 - 10:16

Women's 200m Breaststroke

Heats

### Results Summary

Event Number 24

Rank	Heat	Lane	Name	NAT Code	Date of Birth	R.T.	50m	100m	150m	Time	Time Behind
	2	7	HULKKO Ida	FIN	12 DEC 1998					DNS	

**Legend:**

=	Equal rank	<b>CR</b>	Championship Record	<b>DNS</b>	Did Not Start	<b>ER</b>	European Record
<b>Q</b>	Qualified for next phase	<b>R</b>	Reserve	<b>R.T.</b>	Reaction Time	<b>WR</b>	World Record

Official Timekeeping by Omega





**Event 25**  
20 JUN 2024 - 10:28

**Men's 4 x 100m Freestyle Relay**

**Heats**

## Results Summary

### Event Number 25

Rank	Heat	Lane	NAT / Name	R.T.	50m	100m	Time	Time Behind
10	1	6	<b>AUT - Austria</b>				<b>3:18.03</b>	4.56 R
			GIGLER Heiko	0.64	22.81	48.52		
			OPATRIL Leon	0.31	23.47	49.85	1:38.37	
			EDL Lukas	0.21	23.36	50.10	2:28.47	
				0.22	23.95	49.56		
11	1	0	<b>GBR - Great Britain</b>				<b>3:18.48</b>	5.01
			MILDRED Edward	0.66	23.66	49.89		
			FRY Calvin	0.45	24.11	49.60	1:39.49	
			PAINTER Alexander	0.33	23.63	49.30	2:28.79	
				0.35	23.56	49.69		
12	1	3	<b>EST - Estonia</b>				<b>3:19.13</b>	5.66
			KULJUS Lars	0.66	23.94	49.49		
			ZIRK Kregor	0.12	23.59	49.70	1:39.19	
			ZAITSEV Daniel	0.37	23.17	49.87	2:29.06	
				0.38	23.68	50.07		
13	2	9	<b>BUL - Bulgaria</b>				<b>3:19.41</b>	5.94
			BRATANOV Kaloyan	0.66	23.53	49.06		
			NANKOV Deniel	0.32	23.18	49.67	1:38.73	
			YANCHEV Yordan	0.17	23.30	49.79	2:28.52	
				0.13	24.85	50.89		
14	1	8	<b>LUX - Luxembourg</b>				<b>3:20.07</b>	6.60
			DALEIDEN CIUFERRI Ralph	0.60	23.27	48.86		
			FABIANI Remi Noel Claude	0.28	23.11	48.65	1:37.51	
			REISEN BRAGA SOARES CARNEIRO Joao M	0.25	24.89	51.90	2:29.41	
				0.34	24.03	50.66		
15	2	2	<b>FIN - Finland</b>				<b>3:22.24</b>	8.77
			MAKINEN Kalle	0.71	23.83	50.24		
			BRANNKARR Ronny	0.18	23.83	50.07	1:40.31	
			LINDHOLM Davin	0.15	24.29	51.32	2:31.63	
				0.01	23.46	50.61		
16	2	7	<b>LAT - Latvia</b>				<b>3:25.11</b>	11.64
			MIKELSONS Kristaps	0.73	24.63	50.92		
			MIHAILOVS Jegors	0.50	24.91	52.21	1:43.13	
			SAKELS Stanislavs	0.21	24.51	51.65	2:34.78	
				0.50	24.06	50.33		
17	2	5	<b>ALB - Albania</b>				<b>3:37.80</b>	24.33
			LAVDANITI Zhulian	0.61	25.13	53.04		
			PRISKA Paolo	0.31	24.95	52.48	1:45.52	
			KOXHAKU Grisi	0.28	24.92	53.58	2:39.10	
				0.28	28.03	58.70		
	2	0	<b>SUI - Switzerland</b>				<b>DNS</b>	
	2	4	<b>HUN - Hungary</b>				<b>DSQ</b>	
				0.77	23.49	49.20		
				0.28	23.27	49.32	1:38.52	
				0.26	22.79	48.64	2:27.16	
				-0.06				

<b>Legend:</b>							
<b>CR</b>	Championship Record	<b>DNS</b>	Did Not Start	<b>DSQ</b>	Disqualified	<b>ER</b>	European Record
<b>Q</b>	Qualified for next phase	<b>R</b>	Reserve	<b>R.T.</b>	Reaction Time	<b>WR</b>	World Record

Official Timekeeping by Omega







Event 115  
20 JUN 2024 - 19:38

Women's 200m Freestyle

Final

### Results

Event Number 15

	Record	Splits		Name	NAT Code	Location	Date	
<b>WR</b>	1:52.23	26.64	55.13	1:23.95	TITMUS Ariarne	AUS	Brisbane (AUS)	12 JUN 2024
<b>ER</b>	1:52.98	27.34	55.60	1:24.38	PELLEGRINI Federica	ITA	Rome (ITA)	29 JUL 2009
<b>CR</b>	1:54.95	26.72	55.87	1:25.59	BONNET Charlotte	FRA	Glasgow (GBR)	6 AUG 2018

Rank	Lane	Name	NAT Code	R.T.	50m	100m	150m	Time	Time Behind
1	5	SEEMANOVA Barbora	CZE	0.62	(1) 26.70	(1) 55.81	(1) 1:25.80	<b>1:55.37</b>	
								29.11	29.99
								29.57	
2	4	ABRAHAM Minna	HUN	0.71	(2) 27.10	(3) 56.96	(2) 1:27.29	<b>1:57.22</b>	1.85
								29.86	30.33
								29.93	
3	6	MAIER Nicole	GER	0.70	(3) 27.36	(2) 56.77	(3) 1:27.43	<b>1:57.36</b>	1.99
								29.41	30.66
								29.93	
4	3	JORUNNARDOTTIR Snaefridur Sol	ISL	0.75	(6) 28.09	(4) 57.79	(4) 1:27.80	<b>1:57.85</b>	2.48
								29.70	30.01
								30.05	
5	1	GOLOVATY Daria	ISR	0.64	(4) 27.84	(6) 57.89	(5) 1:28.37	<b>1:58.62</b>	3.25
								30.05	30.48
								30.25	
6	2	SEGEL Janja	SLO	0.72	(7) 28.15	(7) 58.13	(6) 1:28.47	<b>1:58.91</b>	3.54
								29.98	30.34
								30.44	
7	7	MARTINS Francisca	POR	0.66	(5) 28.00	(5) 57.86	(7) 1:28.82	<b>1:59.11</b>	3.74
								29.86	30.96
								30.29	
8	8	SCHLOSSHAN Leah	GBR	0.74	(8) 28.26	(8) 58.30	(8) 1:29.35	<b>1:59.38</b>	4.01
								30.04	31.05
								30.03	

<b>Legend:</b>	<b>CR</b> Championship Record	<b>ER</b> European Record	<b>R.T.</b> Reaction Time	<b>WR</b> World Record
----------------	-------------------------------	---------------------------	---------------------------	------------------------

Official Timekeeping by Omega

## Results

### Event Number 16


	Record	Split	Name	NAT Code	Location	Date
<b>WR</b>	49.45	23.00	DRESSEL Caeleb	USA	Tokyo (JPN)	31 JUL 2021
<b>ER</b>	49.68	23.65	MILAK Kristof	HUN	Tokyo (JPN)	31 JUL 2021
<b>CR</b>	50.18	23.58	MILAK Kristof	HUN	Budapest (HUN)	23 MAY 2021

Rank	Lane	Name	NAT Code	R.T.	50m	Time	Time Behind
1	3	<b>MILAK Kristof</b>	HUN	0.74	(2) 23.65	<b>50.82</b> 27.17	
2	4	<b>KOS Hubert</b>	HUN	0.63	(3) 23.80	<b>50.96</b> 27.16	0.14
3	6	<b>MAJERSKI Jakub</b>	POL	0.68	(4) 23.81	<b>50.98</b> 27.17	0.16
4	5	<b>BUCHER Simon</b>	AUT	0.62	(6) 23.91	<b>51.28</b> 27.37	0.46
5	7	<b>GRACIK Daniel</b>	CZE	0.60	(5) 23.82	<b>51.40</b> 27.58	0.58
6	8	<b>JASKIEWICZ Adrian</b>	POL	0.69	(8) 24.80	<b>51.77</b> 26.97	0.95
7	1	<b>ARMBRUSTER Luca Nik</b>	GER	0.65	(1) 23.48	<b>51.88</b> 28.40	1.06
8	2	<b>GAMMON Joshua</b>	GBR	0.64	(7) 23.99	<b>52.32</b> 28.33	1.50

<b>Legend:</b>						
<b>CR</b>	Championship Record	<b>ER</b>	European Record	<b>R.T.</b>	Reaction Time	<b>WR</b> World Record

Official Timekeeping by Omega





Event 117  
20 JUN 2024 - 18:36

Women's 50m Backstroke

Final

## Results

### Event Number 17

	Record	Name	NAT Code	Location	Date
<b>WR</b>	26.86	McKEOWN Kaylee	AUS	Budapest (HUN)	20 OCT 2023
<b>ER</b>	27.10	TOUSSAINT Kira	NED	Eindhoven (NED)	10 APR 2021
<b>CR</b>	27.19	DAWSON Kathleen	GBR	Budapest (HUN)	18 MAY 2021

Rank	Lane	Name	NAT Code	R.T.	Time	Time Behind
1	4	HILL Danielle	IRL	0.51	27.73	
2	5	DRAKOU Theodora	GRE	0.52	27.87	0.14
3	6	PISKORSKA Adela	POL	0.58	28.00	0.27
4	7	KOMOROCZY Lora	HUN	0.54	28.02	0.29
5	2	JENSEN Julie Kepp	DEN	0.57	28.34	0.61
6	3	TEIJONSALO Fanny	FIN	0.55	28.36	0.63
7	1	SHARAFUTDINOVA Nika	UKR	0.62	28.82	1.09
8	8	MURDOCK Justine Elizabeth	LTU	0.59	28.86	1.13

**Legend:**

**CR** Championship Record    **ER** European Record    **R.T.** Reaction Time    **WR** World Record

Official Timekeeping by Omega



Event 118  
20 JUN 2024 - 19:31

Men's 200m Breaststroke

Final

### Results

Event Number 18

	Record	Splits		Name	NAT Code	Location	Date
<b>WR</b>	2:05.48	28.53	1:00.72	1:33.36	QIN Haiyang	CHN Fukuoka (JPN)	28 JUL 2023
<b>ER</b>	2:06.12	29.73	1:02.22	1:34.23	CHUPKOV Anton	RUS Gwangju (KOR)	26 JUL 2019
<b>CR</b>	2:06.80	29.76	1:02.38	1:34.91	CHUPKOV Anton	RUS Glasgow (GBR)	6 AUG 2018

Rank	Lane	Name	NAT Code	R.T.	50m	100m	150m	Time	Time Behind
=1	3	EPITROPOV Lyubomir	BUL	0.69	(6) 30.06	(6) 1:03.24 33.18	(3) 1:36.40 33.16	<b>2:09.45</b> 33.05	
=1	6	PERSSON Erik	SWE	0.71	(5) 29.99	(1) 1:02.25 32.26	(1) 1:35.51 33.26	<b>2:09.45</b> 33.94	
3	5	KALUSOWSKI Jan	POL	0.64	(3) 29.73	(4) 1:02.85 33.12	(4) 1:36.63 33.78	<b>2:10.20</b> 33.57	0.75
4	4	MCKEE Anton	ISL	0.67	(4) 29.88	(5) 1:02.93 33.05	(2) 1:36.01 33.08	<b>2:10.28</b> 34.27	0.83
5	7	OVCHINNIKOV Maksym	UKR	0.65	(2) 29.65	(2) 1:02.65 33.00	(5) 1:36.90 34.25	<b>2:11.84</b> 34.94	2.39
6	8	SIDLAUSKAS Andrius	LTU	0.68	(1) 29.44	(3) 1:02.77 33.33	(6) 1:37.79 35.02	<b>2:12.36</b> 34.57	2.91
7	2	CORBY Eoin	IRL	0.72	(7) 30.21	(7) 1:04.05 33.84	(7) 1:37.93 33.88	<b>2:12.71</b> 34.78	3.26
8	1	ROTHBAUER Christopher	AUT	0.65	(8) 30.42	(8) 1:04.41 33.99	(8) 1:38.46 34.05	<b>2:13.07</b> 34.61	3.62

**Legend:**

= Equal rank      **CR** Championship Record      **ER** European Record      **R.T.** Reaction Time  
**WR** World Record

Official Timekeeping by Omega

Event 221  
20 JUN 2024 - 18:41

Men's 200m Freestyle

Semifinals

### Results Summary

#### Event Number 21

	Record		Splits		Name	NAT Code	Location	Date
WR	1:42.00	24.23	50.12	1:16.30	BIEDERMANN Paul	GER	Rome (ITA)	28 JUL 2009
ER	1:42.00	24.23	50.12	1:16.30	BIEDERMANN Paul	GER	Rome (ITA)	28 JUL 2009
CR	1:42.97	24.10	50.35	1:16.96	POPOVICI David	ROU	Rome (ITA)	15 AUG 2022

Rank	Heat	Lane	Name	NAT Code	Date of Birth	R.T.	50m	100m	150m	Time	Time Behind
1	2	4	POPOVICI David	ROU	15 SEP 2004	0.68	24.35	51.19	1:18.59	<b>1:46.15</b>	Q
								26.84	27.40	27.56	
2	2	5	RAPSYS Danas	LTU	21 MAY 1995	0.65	24.43	51.33	1:18.89	<b>1:46.44</b>	0.29 Q
								26.90	27.56	27.55	
3	2	8	MARKOS Dimitrios	GRE	13 SEP 2001	0.74	25.42	52.14	1:20.02	<b>1:46.46</b>	0.31 Q
								26.72	27.88	26.44	
4	2	6	SIERADZKI Kamil	POL	11 JAN 2002	0.69	24.82	51.66	1:19.24	<b>1:46.63</b>	0.48 Q
								26.84	27.58	27.39	
5	1	4	STJEPANOVIC Velimir	SRB	7 AUG 1993	0.63	25.00	52.71	1:20.49	<b>1:47.12</b>	0.97 Q
								27.71	27.78	26.63	
6	1	5	DJAKOVIC Antonio	SUI	8 OCT 2002	0.64	24.93	52.40	1:20.65	<b>1:47.31</b>	1.16 Q
								27.47	28.25	26.66	
7	2	7	ENGLEZAKIS Konstantinos	GRE	20 MAR 2001	0.71	24.74	51.65	1:19.45	<b>1:47.34</b>	1.19 Q
								26.91	27.80	27.89	
8	2	3	JANKOVIC Niko	CRO	14 NOV 2004	0.70	25.08	52.35	1:20.08	<b>1:47.36</b>	1.21 Q
								27.27	27.73	27.28	
9	1	3	NAVIKONIS Tomas	LTU	12 APR 2003	0.69	24.82	52.47	1:19.70	<b>1:47.62</b>	1.47 R
								27.65	27.23	27.92	
10	1	2	HANSON Robin	SWE	2 APR 2001	0.65	24.81	52.27	1:20.07	<b>1:48.08</b>	1.93 R
								27.46	27.80	28.01	
11	2	2	KOSKI Tomas	FIN	23 JUL 2004	0.65	25.02	52.40	1:20.18	<b>1:48.15</b>	2.00
								27.38	27.78	27.97	
12	1	6	SOLOVEYCHIK Bar	ISR	15 AUG 2000	0.62	25.70	52.77	1:20.87	<b>1:48.17</b>	2.02
								27.07	28.10	27.30	
13	2	1	SOGAARD-ANDERSEN Oliver	DEN	24 OCT 2003	0.62	25.07	52.71	1:20.58	<b>1:48.18</b>	2.03
								27.64	27.87	27.60	
14	1	8	BOSKAN Saso	SLO	12 DEC 2002	0.65	25.73	53.20	1:21.33	<b>1:48.22</b>	2.07
								27.47	28.13	26.89	
15	1	1	PESCHKE Philipp	GER	13 JUN 2005	0.65	25.08	52.74	1:20.33	<b>1:48.24</b>	2.09
								27.66	27.59	27.91	
16	1	7	YOAV Romano	ISR	13 JUN 2004	0.60	25.82	53.45	1:21.22	<b>1:48.45</b>	2.30
								27.63	27.77	27.23	

#### Legend:

<b>CR</b>	Championship Record	<b>ER</b>	European Record	<b>Q</b>	Qualified for next phase	<b>R</b>	Reserve
<b>R.T.</b>	Reaction Time	<b>WR</b>	World Record				

Official Timekeeping by Omega



Event 222  
20 JUN 2024 - 18:51

Women's 100m Butterfly

Semifinals

## Results Summary

Event Number 22


	Record	Split	Name	NAT Code	Location	Date
<b>WR</b>	55.18	29.73	WALSH Gretchen	USA	Indianapolis, IN (USA)	15 JUN 2024
<b>ER</b>	55.48	26.01	SJOESTROEM Sarah	SWE	Rio de Janeiro (BRA)	7 AUG 2016
<b>CR</b>	55.89	26.31	SJOSTROM Sarah	SWE	London (GBR)	20 MAY 2016

Rank	Heat	Lane	Name	NAT Code	Date of Birth	R.T.	50m	Time	Time Behind
1	1	4	VANOTTERDIJK Roos	BEL	7 JAN 2005	0.68	27.06	<b>57.89</b> 30.83	<b>Q</b>
2	2	5	DAMASIOTI Georgia	GRE	2 JUL 2003	0.66	27.48	<b>58.00</b> 30.52	0.11 <b>Q</b>
3	1	5	JUNEVIK Sara	SWE	14 FEB 2000	0.70	26.96	<b>58.23</b> 31.27	0.34 <b>Q</b>
4	1	3	BACH Helena Rosendahl	DEN	12 JUN 2000	0.79	27.51	<b>58.24</b> 30.73	0.35 <b>Q</b>
5	2	3	NTOUNTOUNAKI Anna	GRE	9 SEP 1995	0.66	26.77	<b>58.41</b> 31.64	0.52 <b>Q</b>
6	2	4	PEDA Paulina	POL	18 MAR 1998	0.63	26.76	<b>58.47</b> 31.71	0.58 <b>Q</b>
7	1	6	AMINA Kajtaz	CRO	31 DEC 1996	0.68	27.42	<b>58.55</b> 31.13	0.66 <b>Q</b>
8	2	7	PUDAR Lana	BIH	19 JAN 2006	0.75	27.52	<b>58.63</b> 31.11	0.74 <b>Q</b>
9	2	6	PIOTROWSKA Wiktoria	POL	12 DEC 2003	0.63	27.17	<b>58.69</b> 31.52	0.80 <b>R</b>
10	2	8	HAYON Ariel	ISR	3 AUG 2003	0.70	27.70	<b>58.78</b> 31.08	0.89 <b>R</b>
11	1	1	BERGER Iris Julia	AUT	19 AUG 2004	0.78	27.22	<b>58.94</b> 31.72	1.05
12	2	2	GRIEVE Lucy	GBR	6 MAR 2004	0.70	27.31	<b>59.07</b> 31.76	1.18
13	1	2	UGRAI Panna	HUN	18 OCT 2004	0.73	27.67	<b>59.10</b> 31.43	1.21
14	1	7	ULLMANN Julia	SUI	19 JUN 2005	0.60	27.81	<b>59.32</b> 31.51	1.43
15	2	1	SOINI Aliisa	FIN	8 MAR 2007	0.69	27.39	<b>59.61</b> 32.22	1.72
16	1	8	JERNSTEDT Edith	SWE	9 JAN 2002	0.70	28.78	<b>59.78</b> 31.00	1.89

**Legend:**

**CR** Championship Record    **ER** European Record    **Q** Qualified for next phase    **R** Reserve  
**R.T.** Reaction Time    **WR** World Record

Official Timekeeping by Omega



Event 223  
20 JUN 2024 - 19:00

Men's 50m Backstroke

Semifinals

### Results Summary

Event Number 23


Record	Name	NAT Code	Location	Date
WR	23.55 KOLESNIKOV Kliment	RUS	kazan (RUS)	27 JUL 2023
ER	23.80 KOLESNIKOV Kliment	RUS	Budapest (HUN)	18 MAY 2021
CR	23.80 KOLESNIKOV Kliment	RUS	Budapest (HUN)	18 MAY 2021

Rank	Heat	Lane	Name	NAT Code	Date of Birth	R.T.	Time	Time Behind
1	2	4	CHRISTOU Apostolos	GRE	1 NOV 1996	0.58	<b>24.52</b>	<b>Q</b>
2	2	5	MASIUK Ksawery	POL	17 DEC 2004	0.59	<b>24.72</b>	0.20 <b>Q</b>
3	1	4	MAKRYGIANNIS Evangelos	GRE	18 JUN 2000	0.60	<b>24.73</b>	0.21 <b>Q</b>
4	2	6	LAITAROVSKY Michael	ISR	15 AUG 1999	0.53	<b>24.87</b>	0.35 <b>Q</b>
5	1	7	TRIBUNTSOV Ralf	EST	22 SEP 1994	0.61	<b>24.89</b>	0.37 <b>Q</b>
6	1	6	JASZO Adam	HUN	5 JUL 2002	0.69	<b>24.97</b>	0.45 <b>Q</b>
7	2	7	FERGUSON Conor	IRL	11 OCT 1999	0.51	<b>25.01</b>	0.49 <b>Q</b>
8	1	5	KOS Hubert	HUN	28 MAR 2003	0.58	<b>25.07</b>	0.55 <b>Q</b>
9	2	2	ZHELTIAKOV Oleksandr	UKR	15 NOV 2005	0.56	<b>25.21</b>	0.69 <b>R</b>
10	2	3	BOLLIN Thierry	SUI	11 JAN 2000	0.77	<b>25.33</b>	0.81 <b>R</b>
11	2	8	JAHN Cornelius	GER	5 JAN 2003	0.69	<b>25.38</b>	0.86
12	1	3	SHUSTER Tomer Yakov	ISR	14 JUL 2004	0.62	<b>25.39</b>	0.87
13	1	2	STOKOWSKI Kacper	POL	6 JAN 1999	0.54	<b>25.43</b>	0.91
14	1	8	PEDERSEN REF	DEN	11 MAR 2005	0.57	<b>25.53</b>	1.01
15	1	1	HASIBOVIC SIROTANO	BIH	20 DEC 2003	0.63	<b>26.09</b>	1.57
16	2	1	POPESCU Denis-Laurean	ROU	17 JUL 2003	0.62	<b>26.81</b>	2.29

**Legend:**

CR Championship Record    ER European Record    Q Qualified for next phase    R Reserve  
R.T. Reaction Time    WR World Record

Official Timekeeping by Omega



Event 224  
20 JUN 2024 - 19:07

Women's 200m Breaststroke

Semifinals

## Results Summary


Event Number 24

	Record	Splits	Name	NAT Code	Location	Date
<b>WR</b>	2:17.55	32.13 1:07.28	1:42.47 CHIKUNOVA Evgeniia	RUS	Kazan (RUS)	21 APR 2023
<b>ER</b>	2:19.11	31.80 1:07.27	1:42.89 PEDERSEN Rikke	DEN	Barcelona (ESP)	1 AUG 2013
<b>CR</b>	2:19.84	32.02 1:07.30	1:42.83 PEDERSEN Rikke Moller	DEN	Berlin (GER)	22 AUG 2014

Rank	Heat	Lane	Name	NAT Code	Date of Birth	R.T.	50m	100m	150m	Time	Time Behind
1	2	4	HORSKA Kristyna	CZE	30 SEP 1997	0.69	32.86	1:09.66 36.80	1:47.05 37.39	<b>2:24.55</b>	<b>Q</b>
2	1	4	BLOMSTERBERG Thea	DEN	9 JAN 2002	0.74	33.08	1:09.94 36.86	1:46.98 37.04	<b>2:25.04</b>	0.49 <b>Q</b>
3	2	5	RYBAK-ANDERSEN Clara	DEN	18 DEC 2003	0.69	33.31	1:10.11 36.80	1:47.96 37.85	<b>2:26.18</b>	1.63 <b>Q</b>
4	2	6	MAMIE Lisa	SUI	27 OCT 1998	0.75	33.05	1:10.17 37.12	1:48.31 38.14	<b>2:26.34</b>	1.79 <b>Q</b>
5	2	3	MC CARTNEY Ellie	IRL	13 APR 2005	0.69	33.57	1:11.68 38.11	1:49.09 37.41	<b>2:26.76</b>	2.21 <b>Q</b>
6	1	2	BEKESI Eszter	HUN	19 JAN 2002	0.73	33.99	1:12.21 38.22	1:50.09 37.88	<b>2:27.77</b>	3.22 <b>Q</b>
7	1	3	KONTOGEOURGOU Eleni	GRE	9 JUL 2000	0.67	33.24	1:10.81 37.57	1:48.82 38.01	<b>2:28.14</b>	3.59 <b>Q</b>
8	1	6	BLAZEVIC Ana	CRO	24 JUN 2003	0.68	33.86	1:11.23 37.37	1:49.31 38.08	<b>2:28.92</b>	4.37 <b>Q</b>
9	1	5	TRNIKOVA Nikoleta	SVK	29 JUL 2002	0.68	34.10	1:11.88 37.78	1:49.96 38.08	<b>2:28.96</b>	4.41 <b>R</b>
10	2	1	ROMANJUK Maria	EST	15 AUG 1996	0.71	33.34	1:11.01 37.67	1:49.08 38.07	<b>2:30.03</b>	5.48 <b>R</b>
11	2	7	LAHTINEN Laura	FIN	3 JUN 2003	0.71	33.63	1:11.35 37.72	1:50.39 39.04	<b>2:30.11</b>	5.56
12	2	2	COYNE Niamh	IRL	22 JUN 2001	0.69	33.71	1:11.63 37.92	1:50.37 38.74	<b>2:30.47</b>	5.92
13	1	8	PODMANIKOVA Andrea	SVK	23 FEB 1998	0.73	34.18	1:11.89 37.71	1:51.40 39.51	<b>2:30.66</b>	6.11
14	2	8	PALMER Grace	BEL	20 JUL 2005	0.76	35.31	1:12.82 37.51	1:52.43 39.61	<b>2:32.01</b>	7.46
15	1	1	ANGELAKI Chara	GRE	20 OCT 2004	0.72	34.54	1:13.38 38.84	1:52.35 38.97	<b>2:32.79</b>	8.24
16	1	7	NYSTRAND Lisa	SWE	15 MAY 2006	0.80	34.36	1:12.23 37.87	1:51.92 39.69	<b>2:33.18</b>	8.63

Legend:			
<b>CR</b>	Championship Record	<b>ER</b>	European Record
<b>R.T.</b>	Reaction Time	<b>WR</b>	World Record
<b>Q</b>	Qualified for next phase	<b>R</b>	Reserve

Official Timekeeping by Omega



### Results


#### Event Number 25

	Record	Splits	NAT (Relay)	Location	Date
<b>WR</b>	3:08.24	47.51 1:34.53	2:22.18 USA - United States of America	Beijing (CHN)	11 AUG 2008
<b>ER</b>	3:08.32	47.91 1:34.96	2:21.59 FRA - France	Beijing (CHN)	11 AUG 2008
<b>CR</b>	3:10.41	48.18 1:35.82	2:23.31 RUS - Russian Federation	Budapest (HUN)	17 MAY 2021

Rank	Lane	NAT / Name	R.T.	50m	100m	Time	Time Behind
1	4	<b>SRB - Serbia</b>				<b>3:12.90</b>	
		STJEPANOVIC Velimir	0.62	23.48	47.99	(2) 47.99	
		ACIN Nikola	0.21	23.01	48.64	(1) 1:36.63	
		CVETKOV Justin	0.34	23.42	49.41	(5) 2:26.04	
		BARNA Andrej	0.11	21.99	46.86		
2	7	<b>POL - Poland</b>				<b>3:13.25</b>	0.35
		CHOWANIEC Mateusz	0.60	23.35	48.45	(3) 48.45	
		DUDYS Dominik	0.36	23.29	48.60	(5) 1:37.05	
		MASIUK Ksawery	0.21	22.39	48.04	(1) 2:25.09	
		SIERADZKI Kamil	0.45	22.95	48.16		
3	2	<b>GRE - Greece</b>				<b>3:13.73</b>	0.83
		CHRISTOU Apostolos	0.67	23.48	48.82	(5) 48.82	
		BILAS Stergios Marios	0.20	22.90	48.50	(6) 1:37.32	
		GKOLOMEEV Kristian	0.32	22.70	48.04	(2) 2:25.36	
		VAZAIOS Andreas	0.35	22.97	48.37		
4	5	<b>CRO - Croatia</b>				<b>3:13.91</b>	1.01
		MILJENIC Nikola	0.68	23.02	48.94	(6) 48.94	
		HRIBAR Jere	0.31	22.60	47.77	(3) 1:36.71	
		SIVEC Vili	0.37	23.50	49.09	(3) 2:25.80	
		DRAGOJA Toni	0.34	23.03	48.11		
5	3	<b>ROU - Romania</b>				<b>3:14.02</b>	1.12
		POPOVICI David	0.67	22.97	47.22	(1) 47.22	
		RATIU George-Adrian	0.12	22.87	49.48	(2) 1:36.70	
		SZILAGYI Alexandru-Richard	0.17	23.60	49.49	(6) 2:26.19	
		DINU Patrick-Sebastian	0.17	22.78	47.83		
6	6	<b>GER - Germany</b>				<b>3:14.56</b>	1.66
		WREDE Martin	0.66	23.64	48.75	(4) 48.75	
		VARJASI Peter	0.17	22.79	48.15	(4) 1:36.90	
		KAMMANN Bjorn	0.28	23.40	49.03	(4) 2:25.93	
		EIDAM Ole Mats	0.26	22.78	48.63		
7	8	<b>ISR - Israel</b>				<b>3:17.14</b>	4.24
		KARTAVI Martin	0.60	23.81	49.89	(7) 49.89	
		POLONSKY Ron	0.20	23.30	49.40	(8) 1:39.29	
		GLIVINSKIY Alexey	0.20	23.23	48.60	(7) 2:27.89	
		LOKTEV Denis	0.10	23.22	49.25		
8	1	<b>SWE - Sweden</b>				<b>3:17.72</b>	4.82
		SEELIGER Bjorn	0.65	23.51	49.98	(8) 49.98	
		PERSOON Elias	0.22	22.21	48.87	(7) 1:38.85	
		HOLMQUIST Marcus	0.08	23.30	49.49	(8) 2:28.34	
		ELIASSON Isak	0.21	23.01	49.38		

Legend:						
CR	Championship Record	ER	European Record	R.T.	Reaction Time	WR World Record

Official Timekeeping by Omega



Event 115  
20 JUN 2024


Women's 200m Freestyle

### Medallists

Medal	Name	NAT
GOLD	SEEMANOVA Barbora	CZE - Czechia
SILVER	ABRAHAM Minna	HUN - Hungary
BRONZE	MAIER Nicole	GER - Germany

Official Timekeeping by Omega






Event 116  
20 JUN 2024

Men's 100m Butterfly

#### Medallists

Medal	Name	NAT
GOLD	MILAK Kristof	HUN - Hungary
SILVER	KOS Hubert	HUN - Hungary
BRONZE	MAJERSKI Jakub	POL - Poland

Official Timekeeping by Omega



Event 117  
20 JUN 2024


Women's 50m Backstroke

### Medallists

Medal	Name	NAT
GOLD	HILL Danielle	IRL - Ireland
SILVER	DRAKOU Theodora	GRE - Greece
BRONZE	PISKORSKA Adela	POL - Poland

Official Timekeeping by Omega






Event 118  
20 JUN 2024

Men's 200m Breaststroke

### Medallists

Medal	Name	NAT
GOLD	EPITROPOV Lyubomir	BUL - Bulgaria
GOLD	PERSSON Erik	SWE - Sweden
BRONZE	KALUSOWSKI Jan	POL - Poland

Official Timekeeping by Omega



Event 125  
20 JUN 2024

Men's 4 x 100m Freestyle Relay

### Medallists

Medal	NAT	Name
GOLD	SRB - Serbia	STJEPANOVIC Velimir ACIN Nikola CVETKOV Justin BARNA Andrej
SILVER	POL - Poland	CHOWANIEC Mateusz DUDYS Dominik MASIUK Ksawery SIERADZKI Kamil KORZENIOWSKI Pawel PISZCZOROWICZ Bartosz
BRONZE	GRE - Greece	CHRISTOU Apostolos BILAS Stergios Marios GKOLOMEEV Kristian VAZAIOS Andreas MAKRYGIANNIS Evangelos MELADINIS Odyssefs

**Note:**

The first four athletes for each NAT competed in the final.

Official Timekeeping by Omega



**Event 27**  
**21 JUN 2024 - 9:30**

**Women's 50m Freestyle**

**Heats**


**Results Summary**

**Event Number 27**

	Record	Name	NAT Code	Location	Date
<b>WR</b>	23.61	SJOESTROEM Sarah	SWE	Fukuoka (JPN)	29 JUL 2023
<b>ER</b>	23.61	SJOESTROEM Sarah	SWE	Fukuoka (JPN)	29 JUL 2023
<b>CR</b>	23.74	SJOSTROM Sarah	SWE	Glasgow (GBR)	4 AUG 2018

Rank	Heat	Lane	Name	NAT Code	Date of Birth	R.T.	Time	Time Behind
1	5	6	<b>DRAKOU Theodora</b>	GRE	6 FEB 1992	0.62	<b>24.89</b>	<b>Q</b>
2	5	4	<b>SEANSZKY Petra</b>	HUN	10 JAN 1999	0.69	<b>24.96</b>	0.07 <b>Q</b>
3	3	5	<b>FELSNER Jessica Christina</b>	GER	12 JUL 1995	0.64	<b>24.97</b>	0.08 <b>Q</b>
4	4	5	<b>PAVALIC Jana</b>	CRO	27 MAY 2007	0.66	<b>25.01</b>	0.12 <b>Q</b>
5	4	4	<b>FIEDKIEWICZ Kornelia</b>	POL	5 AUG 2001	0.63	<b>25.03</b>	0.14 <b>Q</b>
6	3	4	<b>JENSEN Julie Kepp</b>	DEN	3 JAN 2000	0.66	<b>25.15</b>	0.26 <b>Q</b>
7	3	3	<b>JANICKOVA Barbora</b>	CZE	1 MAY 2000	0.69	<b>25.20</b>	0.31 <b>Q</b>
8	5	9	<b>GOLD Aleksa Merike</b>	EST	3 JAN 2000	0.63	<b>25.23</b>	0.34 <b>Q</b>
9	4	6	<b>IVAN Teresa</b>	SVK	19 SEP 2003	0.62	<b>25.26</b>	0.37 <b>Q</b>
10	4	3	<b>ANTONIOU Kalia</b>	CYP	6 APR 2000	0.68	<b>25.28</b>	0.39 <b>Q</b>
11	3	9	<b>MUREZ Andrea</b>	ISR	29 JAN 1992	0.73	<b>25.34</b>	0.45 <b>Q</b>
12	3	6	<b>DOWGIERT Anna</b>	POL	15 JUL 1990	0.66	<b>25.48</b>	0.59 <b>Q</b>
13	5	1	<b>NABOJCENKO Daryna</b>	CZE	26 JUN 2002	0.66	<b>25.49</b>	0.60 <b>Q</b>
=14	3	2	<b>SLUSNA Lillian</b>	SVK	27 OCT 2005	0.63	<b>25.67</b>	0.78 <b>Q</b>
=14	4	2	<b>EBBESEN Elisabeth Sabroe</b>	DEN	22 MAR 2002	0.66	<b>25.67</b>	0.78 <b>Q</b>
16	3	8	<b>HADJILOIZOU Anna</b>	CYP	30 OCT 2004	0.66	<b>25.71</b>	0.82 <b>Q</b>
17	5	3	<b>JAZY Nina Sandrine</b>	GER	25 NOV 2005	0.67	<b>25.73</b>	0.84 <b>R</b>
18	5	7	<b>STANISAVLJEVIC Nina</b>	SRB	17 MAY 2004	0.67	<b>25.74</b>	0.85 <b>R</b>
=19	2	4	<b>METSAKONKOLA Kiia</b>	FIN	19 JUL 2005	0.68	<b>25.81</b>	0.92
=19	3	7	<b>POLANSKA Aleksandra</b>	POL	24 SEP 2000	0.68	<b>25.81</b>	0.92
21	5	2	<b>RODRIGUES Ana</b>	POR	21 APR 1994	0.66	<b>25.88</b>	0.99
22	5	8	<b>GU DMUNDSDOTTIR JE</b>	ISL	7 MAR 2001	0.69	<b>25.91</b>	1.02
23	4	8	<b>ABRAHAM Minna</b>	HUN	23 MAR 2006	0.70	<b>25.95</b>	1.06
24	4	7	<b>MILUTINOVIC Katarina</b>	SRB	13 JAN 2001	0.63	<b>25.99</b>	1.10
25	3	1	<b>JELIC Marijana</b>	AUT	11 APR 2004	0.65	<b>26.14</b>	1.25
26	2	3	<b>PENTTI Mia</b>	FIN	7 JAN 2002	0.63	<b>26.21</b>	1.32
27	2	5	<b>MARKOVIC Jana</b>	SRB	22 FEB 2004	0.74	<b>26.36</b>	1.47
28	2	7	<b>SHEIKHALIZADEHKHAN</b>	AZE	18 JUL 2004	0.72	<b>26.42</b>	1.53
29	2	2	<b>PINTAR Tjasa</b>	SLO	15 FEB 1997	0.63	<b>26.52</b>	1.63
30	4	0	<b>BOITSUK Mariangela</b>	EST	9 OCT 2004	0.68	<b>26.62</b>	1.73
31	4	9	<b>PAMMER Cornelia</b>	AUT	9 JUL 2000	0.66	<b>26.73</b>	1.84
32	3	0	<b>MORTSTRAND Elvira</b>	SWE	15 MAR 2023	0.71	<b>26.75</b>	1.86
33	2	6	<b>KIVIRINTA Veera</b>	FIN	6 APR 1995	0.69	<b>26.80</b>	1.91
34	5	0	<b>KALJEVIC Mina</b>	SRB	27 FEB 2005	0.66	<b>27.01</b>	2.12
35	1	5	<b>ALKARAMOVA Fatima</b>	AZE	26 JUN 2002	0.67	<b>27.30</b>	2.41
36	2	8	<b>DERMISHI Arla</b>	ALB	29 JAN 2010	0.69	<b>27.33</b>	2.44
37	2	1	<b>MANUCHARYAN Varsenik</b>	ARM	11 JUL 2003	0.70	<b>27.44</b>	2.55
38	1	3	<b>CECCARONI Ilaria</b>	SMR	12 JUL 2008	0.62	<b>27.56</b>	2.67
39	1	4	<b>POGHOSYAN Ani</b>	ARM	4 JUN 2000	0.74	<b>27.61</b>	2.72
40	2	0	<b>KULJACA Jovana</b>	MNE	6 MAY 2004	0.71	<b>27.73</b>	2.84
		1	<b>TEIJONSALO Fanny</b>	FIN	6 FEB 1996		<b>DNS</b>	
		5	<b>KLANCAR Neza</b>	SLO	19 FEB 2000		<b>DNS</b>	

Official Timekeeping by Omega



Event 27  
21 JUN 2024 - 9:30

Women's 50m Freestyle

Heats

### Results Summary


Event Number 27

Rank	Heat	Lane	Name	NAT Code	Date of Birth	R.T.	Time	Time Behind
------	------	------	------	----------	---------------	------	------	-------------

**Legend:**

=	Equal rank	<b>CR</b>	Championship Record	<b>DNS</b>	Did Not Start	<b>ER</b>	European Record
<b>Q</b>	Qualified for next phase	<b>R</b>	Reserve	<b>R.T.</b>	Reaction Time	<b>WR</b>	World Record

Official Timekeeping by Omega

Event 28  
21 JUN 2024 - 9:40

Men's 50m Breaststroke

Heats

## Results Summary

Event Number 28


	Record	Name	NAT Code	Location	Date
<b>WR</b>	25.95	PEATY Adam	GBR	Budapest (HUN)	25 JUL 2017
<b>ER</b>	25.95	PEATY Adam	GBR	Budapest (HUN)	25 JUL 2017
<b>CR</b>	26.09	PEATY Adam	GBR	Glasgow (GBR)	8 AUG 2018

Rank	Heat	Lane	Name	NAT Code	Date of Birth	R.T.	Time	Time Behind
1	4	4	DE GEUS Noel	GER	12 OCT 2000	0.61	27.07	Q
2	3	9	SAKCI Huseyin Emre	TUR	15 NOV 1997	0.63	27.19	0.12 Q
3	3	5	PITSHUGIN Kristian	ISR	18 JUL 2001	0.56	27.26	0.19 Q
4	5	3	GIGLER Heiko	AUT	17 JUN 1996	0.64	27.27	0.20 Q
5	5	4	STEVENS Peter John	SLO	1 JUN 1995	0.59	27.30	0.23 Q
6	4	6	BRAATEN Joergen S.	NOR	2 JUN 1995	0.61	27.32	0.25 Q
7	3	4	REITSHAMMER Bernhard	AUT	17 JUN 1994	0.69	27.41	0.34 Q
8	5	5	LISOVETS Volodymyr	UKR	30 MAY 2004	0.68	27.43	0.36 Q
9	5	2	ALLAVERDI Nusrat	TUR	19 DEC 2007	0.66	27.61	0.54 Q
=10	3	2	JANECEK Vojtech	CZE	21 AUG 2001	0.70	27.69	0.62 Q
=10	5	6	KALUSOWSKI Jan	POL	12 MAR 2000	0.65	27.69	0.62 Q
12	3	3	BAYER Valentin	AUT	8 DEC 1999	0.61	27.72	0.65
13	4	7	ELSGAARD Elias	DEN	25 JAN 2004	0.67	27.74	0.67 Q
14	4	5	ASPOUGALIS AG	GRE	21 FEB 2001	0.63	27.93	0.86 Q
15	3	8	ITZHAKI Jonathan	ISR	5 JAN 2004	0.65	27.94	0.87 Q
16	5	7	KOKKO Olli	FIN	18 APR 1994	0.66	27.97	0.90 Q
17	4	8	EPITROPOV Lyubomir	BUL	27 APR 1999	0.65	27.99	0.92 Q
18	4	3	SABEV Tonislav	BUL	13 DEC 2002	0.67	28.02	0.95 R
19	3	1	EINARSSON Snorri Dagur	ISL	5 APR 2005	0.61	28.10	1.03 R
20	5	8	NYBERG Julius	FIN	14 AUG 2002	0.68	28.12	1.05
21	3	7	OVCHINNIKOV Maksym	UKR	18 MAY 2003	0.72	28.17	1.10
=22	2	6	SVET Denis	MDA	14 MAR 2004	0.66	28.18	1.11
=22	5	1	LINDHOLM Davin	FIN	16 JUL 2004	0.78	28.18	1.11
24	4	9	AGUSTSSON Einar Margeir	ISL	11 JUL 2005	0.60	28.19	1.12
25	4	2	GAUR Jonas	DEN	31 MAR 2005	0.66	28.33	1.26
26	5	9	NETRH Vojtech	CZE	29 JAN 2002	0.69	28.36	1.29
27	3	0	BOJCIC Jovan	SRB	24 APR 1997	0.77	28.66	1.59
28	2	3	REISEN BRAGA SOARE	LUX	7 OCT 2003	0.66	28.71	1.64
29	2	7	BOBROVS Daniils	LAT	8 OCT 1997	0.68	28.76	1.69
30	4	0	IHALAINEN Jami	FIN	23 NOV 2003	0.71	28.84	1.77
=31	2	1	KAHL Linus	SWE	17 MAY 2001	0.58	28.93	1.86
=31	2	2	ERADZE Luka	GEO	27 JUN 2002	0.72	28.93	1.86
33	2	4	WENDLAND Finn	GER	18 JUN 2005	0.71	29.01	1.94
34	2	8	PEDERSEN REF	DEN	11 MAR 2005	0.67	29.02	1.95
35	2	5	MALACHI Constantin	MDA	11 APR 1997	0.72	29.03	1.96
36	1	5	EIDESGAARD BE	FRO	10 JUN 2003	0.67	29.27	2.20
37	1	4	NAUMENKO Vadym	UKR	23 JAN 2003	0.63	29.67	2.60
38	1	3	QARRI Even	ALB	23 OCT 2003	0.69	32.43	5.36
		3	SIDLAUSKAS Andrius	LTU	6 APR 1997		DSQ	
		4	ZIVANOVIC Uros	SRB	30 JUN 2005		DSQ	

## Legend:

=	Equal rank	CR	Championship Record	DSQ	Disqualified	ER	European Record
Q	Qualified for next phase	R	Reserve	R.T.	Reaction Time	WR	World Record

Official Timekeeping by Omega



**Event 29**  
21 JUN 2024 - 9:51

**Women's 100m Backstroke**

**Heats**

### Results Summary


Event Number 29

	Record	Split	Name	NAT Code	Location	Date
<b>WR</b>	57.13	27.94	SMITH Regan	USA	Indianapolis, IN (USA)	18 JUN 2024
<b>ER</b>	58.08	28.23	DAWSON Kathleen	GBR	Budapest (HUN)	23 MAY 2021
<b>CR</b>	58.08	28.23	DAWSON Kathleen	GBR	Budapest (HUN)	23 MAY 2021

Rank	Heat	Lane	Name	NAT Code	Date of Birth	R.T.	50m	Time	Time Behind
<b>1</b>	<b>3</b>	<b>4</b>	<b>HILL Danielle</b>	<b>IRL</b>	27 SEP 1999	0.52	29.06	<b>1:00.62</b> 31.56	<b>Q</b>
<b>2</b>	<b>3</b>	<b>5</b>	<b>ROSVALL Hanna</b>	<b>SWE</b>	10 FEB 2000	0.64	29.50	<b>1:00.88</b> 31.38	<b>0.26 Q</b>
<b>3</b>	<b>1</b>	<b>4</b>	<b>VANOTTERDIJK Roos</b>	<b>BEL</b>	7 JAN 2005	0.54	29.63	<b>1:01.06</b> 31.43	<b>0.44 Q</b>
<b>4</b>	<b>2</b>	<b>4</b>	<b>PISKORSKA Adela</b>	<b>POL</b>	16 NOV 2003	0.60	29.63	<b>1:01.16</b> 31.53	<b>0.54 Q</b>
<b>5</b>	<b>1</b>	<b>2</b>	<b>SHARAFUTDINOVA Nika</b>	<b>UKR</b>	14 JUN 2005	0.58	29.94	<b>1:01.63</b> 31.69	<b>1.01 Q</b>
<b>6</b>	<b>2</b>	<b>3</b>	<b>KOMOROCZY Lora</b>	<b>HUN</b>	22 FEB 2006	0.56	29.74	<b>1:01.77</b> 32.03	<b>1.15 Q</b>
<b>7</b>	<b>2</b>	<b>2</b>	<b>MURDOCK Justine Elizabeth</b>	<b>LTU</b>	2 JUN 2003	0.60	30.11	<b>1:01.98</b> 31.87	<b>1.36 Q</b>
<b>8</b>	<b>2</b>	<b>1</b>	<b>TEIJONSALO Fanny</b>	<b>FIN</b>	6 FEB 1996	0.53	29.85	<b>1:01.99</b> 32.14	<b>1.37 Q</b>
<b>9</b>	<b>3</b>	<b>3</b>	<b>MOLNAR Dora</b>	<b>HUN</b>	29 JUN 2006	0.60	29.76	<b>1:02.03</b> 32.27	<b>1.41 Q</b>
<b>10</b>	<b>1</b>	<b>5</b>	<b>CULLEN Lottie</b>	<b>IRL</b>	1 SEP 2004	0.59	30.30	<b>1:02.54</b> 32.24	<b>1.92 Q</b>
<b>11</b>	<b>3</b>	<b>7</b>	<b>MCGILL Holly</b>	<b>GBR</b>	11 JUN 2005	0.68	30.88	<b>1:02.62</b> 31.74	<b>2.00 Q</b>
<b>12</b>	<b>2</b>	<b>0</b>	<b>MILUTINOVIC Katarina</b>	<b>SRB</b>	13 JAN 2001	0.61	30.08	<b>1:02.71</b> 32.63	<b>2.09 Q</b>
<b>13</b>	<b>1</b>	<b>1</b>	<b>MIENIS Tom</b>	<b>ISR</b>	15 MAR 2005	0.59	30.87	<b>1:03.02</b> 32.15	<b>2.40 Q</b>
<b>14</b>	<b>2</b>	<b>7</b>	<b>BERNAT Laura</b>	<b>POL</b>	28 SEP 2005	0.65	30.39	<b>1:03.15</b> 32.76	<b>2.53 Q</b>
<b>15</b>	<b>2</b>	<b>8</b>	<b>SALCUTAN Tatiana</b>	<b>MDA</b>	16 APR 2001	0.63	30.99	<b>1:03.19</b> 32.20	<b>2.57 Q</b>
<b>16</b>	<b>2</b>	<b>6</b>	<b>GEORGIEVA Gabriela</b>	<b>BUL</b>	16 JUN 1997	0.63	30.35	<b>1:03.31</b> 32.96	<b>2.69 Q</b>
<b>17</b>	<b>3</b>	<b>8</b>	<b>BERGER Iris Julia</b>	<b>AUT</b>	19 AUG 2004	0.62	30.77	<b>1:03.37</b> 32.60	<b>2.75 R</b>
<b>18</b>	<b>1</b>	<b>7</b>	<b>SORENSEN Karoline</b>	<b>DEN</b>	19 FEB 2002	0.61	30.99	<b>1:03.58</b> 32.59	<b>2.96 R</b>
<b>19</b>	<b>1</b>	<b>8</b>	<b>GRABOWSKI Lena</b>	<b>AUT</b>	10 SEP 2002	0.67	31.64	<b>1:05.62</b> 33.98	<b>5.00</b>
<b>20</b>	<b>2</b>	<b>9</b>	<b>KRSTEVSKA Mia</b>	<b>MKD</b>	18 AUG 2001	0.66	32.26	<b>1:06.58</b> 34.32	<b>5.96</b>
<b>21</b>	<b>1</b>	<b>0</b>	<b>ERLENDSDOTTIR Elisabeth</b>	<b>FRO</b>	3 JUN 2005	0.77	31.71	<b>1:06.59</b> 34.88	<b>5.97</b>
<b>22</b>	<b>3</b>	<b>9</b>	<b>MUSAYELYAN Diana</b>	<b>ARM</b>	25 SEP 2005	0.68	33.24	<b>1:09.54</b> 36.30	<b>8.92</b>
	<b>1</b>	<b>3</b>	<b>TABOR Schastine</b>	<b>DEN</b>	18 FEB 2005			<b>DNS</b>	

Official Timekeeping by Omega





Event 29  
21 JUN 2024 - 9:51

Women's 100m Backstroke

Heats

### Results Summary


Event Number 29

Rank	Heat	Lane	Name	NAT Code	Date of Birth	R.T.	50m	Time	Time Behind
	1	6	BURIAN Katalin	HUN	17 JAN 1995			DNS	
	2	5	PEDA Paulina	POL	18 MAR 1998			DNS	
	3	0	MARKOVIC Jana	SRB	22 FEB 2004			DNS	
	3	1	SEGEL Janja	SLO	17 JUN 2001			DNS	
	3	2	BARZELAY Aviv	ISR	28 MAY 2002			DNS	
	3	6	SPITZ Ayla Riley	ISR	8 JAN 2001			DNS	

**Legend:**

<b>CR</b>	Championship Record	<b>DNS</b>	Did Not Start	<b>ER</b>	European Record	<b>Q</b>	Qualified for next phase
<b>R</b>	Reserve	<b>R.T.</b>	Reaction Time	<b>WR</b>	World Record		

Official Timekeeping by Omega



Event 329  
21 JUN 2024 - 10:59

Women's 100m Backstroke

Heats Swim-off

## Results

Event Number 29


	Record	Split	Name	NAT Code	Location	Date
<b>WR</b>	57.13	27.94	SMITH Regan	USA	Indianapolis, IN (USA)	18 JUN 2024
<b>ER</b>	58.08	28.23	DAWSON Kathleen	GBR	Budapest (HUN)	23 MAY 2021
<b>CR</b>	58.08	28.23	DAWSON Kathleen	GBR	Budapest (HUN)	23 MAY 2021

Rank	Lane	Name	NAT Code	R.T.	50m	Time	Time Behind
1	4	PISKORSKA Adela	POL		(1) 30.31	<b>1:01.72</b> 31.41	
2	5	PEDA Paulina	POL		(2) 30.69	<b>1:02.11</b> 31.42	0.39
3	3	BERNAT Laura	POL		(3) 31.12	<b>1:02.48</b> 31.36	0.76

**Legend:**

<b>CR</b>	Championship Record	<b>ER</b>	European Record	<b>R.T.</b>	Reaction Time	<b>WR</b>	World Record
-----------	---------------------	-----------	-----------------	-------------	---------------	-----------	--------------

Official Timekeeping by Omega



Event 30  
21 JUN 2024 - 9:59

Men's 200m Butterfly

Heats


### Results Summary

Event Number 30

	Record	Splits	Name	NAT Code	Location	Date
<b>WR</b>	1:50.34	24.19 51.89 1:20.51	MILAK Kristof	HUN	Budapest (HUN)	21 JUN 2022
<b>ER</b>	1:50.34	24.19 51.89 1:20.51	MILAK Kristof	HUN	Budapest (HUN)	21 JUN 2022
<b>CR</b>	1:51.10	24.57 53.12 1:21.76	MILAK Kristof	HUN	Budapest (HUN)	19 MAY 2021

Rank	Heat	Lane	Name	NAT Code	Date of Birth	R.T.	50m	100m	150m	Time	Time Behind
1	2	4	CHMIELEWSKI Krzysztof	POL	8 JUN 2004	0.63	25.87	55.11	1:25.19	<b>1:55.65</b>	Q
								29.24	30.08	30.46	
2	3	4	MILAK Kristof	HUN	20 FEB 2000	0.72	25.41	54.87	1:25.21	<b>1:55.71</b>	0.06 Q
								29.46	30.34	30.50	
3	1	4	MARTON Richard	HUN	7 OCT 1999	0.63	25.82	55.39	1:25.86	<b>1:56.44</b>	0.79 Q
								29.57	30.47	30.58	
4	3	5	CHMIELEWSKI Michal	POL	8 JUN 2004	0.66	26.43	55.78	1:26.23	<b>1:56.51</b>	0.86 Q
								29.35	30.45	30.28	
5	3	3	TURNALI Polat Uzer	TUR	26 AUG 2002	0.67	26.09	56.05	1:26.23	<b>1:56.76</b>	1.11 Q
								29.96	30.18	30.53	
6	1	3	HOLLO Balazs	HUN	10 FEB 1999	0.69	26.08	55.68	1:26.06	<b>1:57.02</b>	1.37
								29.60	30.38	30.96	
7	2	3	GEMOV Ondrej	CZE	12 JUN 1999	0.68	26.45	56.50	1:26.85	<b>1:57.75</b>	2.10 Q
								30.05	30.35	30.90	
8	2	5	ZIRK Kregor	EST	3 JUL 1999	0.65	26.27	55.66	1:26.56	<b>1:58.17</b>	2.52 Q
								29.39	30.90	31.61	
9	2	6	CHRZANOWSKI Damian	POL	7 JUN 1998	0.67	25.99	55.56	1:26.65	<b>1:58.46</b>	2.81
								29.57	31.09	31.81	
10	3	2	SISKOS Apostolos	GRE	24 JUN 2005	0.62	26.42	56.95	1:27.68	<b>1:58.49</b>	2.84 Q
								30.53	30.73	30.81	
11	3	7	TOSCAN Marius	SUI	17 JAN 2002	0.72	27.01	56.92	1:27.70	<b>1:58.57</b>	2.92 Q
								29.91	30.78	30.87	
12	1	2	GAMMON Joshua	GBR	22 JUL 2003	0.66	26.39	56.48	1:27.52	<b>1:58.85</b>	3.20 Q
								30.09	31.04	31.33	
13	3	6	JASKIEWICZ Adrian	POL	31 JAN 2002	0.72	26.19	55.86	1:27.14	<b>1:59.02</b>	3.37
								29.67	31.28	31.88	
14	1	7	CASSIN Jack	IRL	31 MAY 2004	0.68	27.40	57.84	1:28.21	<b>1:59.05</b>	3.40 Q
								30.44	30.37	30.84	
15	2	7	VALIZADE Ramil	AZE	16 FEB 2004	0.69	26.90	56.98	1:28.47	<b>1:59.20</b>	3.55 Q
								30.08	31.49	30.73	
16	1	5	THOMASBERGER David	GER	9 JAN 1996	0.75	26.22	56.24	1:27.76	<b>1:59.25</b>	3.60 Q
								30.02	31.52	31.49	
17	3	1	LUKASHEV Heorhii	UKR	26 MAR 2004	0.74	26.75	57.62	1:28.80	<b>1:59.65</b>	4.00 Q
								30.87	31.18	30.85	
18	1	6	LUNAK Sebastian	CZE	12 JAN 2002	0.66	26.73	57.08	1:28.85	<b>2:00.65</b>	5.00 Q
								30.35	31.77	31.80	
19	1	1	MILDRED Edward	GBR	10 APR 2003	0.67	26.31	57.23	1:28.18	<b>2:01.82</b>	6.17 Q
								30.92	30.95	33.64	
20	2	2	SIVEC Vili	CRO	13 AUG 2003	0.68	26.80	57.34	1:28.56	<b>2:02.02</b>	6.37 R
								30.54	31.22	33.46	
21	3	8	DANZIGER Inbar Ono	ISR	1 JAN 2004	0.61	26.76	56.70	1:28.79	<b>2:02.36</b>	6.71 R
								29.94	32.09	33.57	
22	3	0	DRACIC Kenan	BIH	21 OCT 2006	0.65	26.23	57.15	1:29.63	<b>2:03.78</b>	8.13
								30.92	32.48	34.15	
23	2	1	NAGY Richard	SVK	9 MAR 1993	0.67	27.03	57.76	1:30.29	<b>2:04.19</b>	8.54
								30.73	32.53	33.90	

Official Timekeeping by Omega



Event 30  
21 JUN 2024 - 9:59

Men's 200m Butterfly

Heats

### Results Summary


Event Number 30

Rank	Heat	Lane	Name	NAT Code	Date of Birth	R.T.	50m	100m	150m	Time	Time Behind
24	1	8	PUSNIK Jaka	SLO	23 JUL 2003	0.80	28.15	59.52 31.37	1:31.87 32.35	<b>2:04.74</b> 32.87	9.09
25	2	8	PILIPOVIC Ognjen	SRB	21 FEB 2006	0.66	28.18	1:00.33 32.15	1:33.36 33.03	<b>2:05.49</b> 32.13	9.84

**Legend:**

<b>CR</b>	Championship Record	<b>ER</b>	European Record	<b>Q</b>	Qualified for next phase	<b>R</b>	Reserve
<b>R.T.</b>	Reaction Time	<b>WR</b>	World Record				

Official Timekeeping by Omega



**Event 31**  
21 JUN 2024 - 10:10

Women's 200m Individual Medley

Heats

### Results Summary

Event Number 31

	Record	Splits	Name	NAT Code	Location	Date
<b>WR</b>	2:06.12	27.30 58.94 1:35.64	HOSSZU Katinka	HUN	Kazan (RUS)	3 AUG 2015
<b>ER</b>	2:06.12	27.30 58.94 1:35.64	HOSSZU Katinka	HUN	Kazan (RUS)	3 AUG 2015
<b>CR</b>	2:07.30	27.75 59.56 1:36.87	HOSSZU Katinka	HUN	London (GBR)	19 MAY 2016

Rank	Heat	Lane	Name	NAT Code	Date of Birth	R.T.	50m	100m	150m	Time	Time Behind
1	2	4	<b>GORBENKO Anastasia</b>	ISR	7 AUG 2003	0.68	28.78	1:03.15 34.37	1:39.09 35.94	<b>2:13.58</b> 34.49	<b>Q</b>
2	1	5	<b>SCHLOSSHAN Leah</b>	GBR	26 MAR 2005	0.74	28.81	1:03.61 34.80	1:41.24 37.63	<b>2:13.64</b> 32.40	0.06 <b>Q</b>
3	1	4	<b>SEBESTYEN Dalma</b>	HUN	23 JAN 1997	0.72	28.82	1:03.83 35.01	1:42.61 38.78	<b>2:14.82</b> 32.21	1.24 <b>Q</b>
4	1	3	<b>KREUNDL Lena</b>	AUT	19 SEP 1997	0.70	28.52	1:03.10 34.58	1:42.11 39.01	<b>2:14.83</b> 32.72	1.25 <b>Q</b>
5	1	2	<b>NYSTRAND Lisa</b>	SWE	15 MAY 2006	0.79	29.82	1:04.63 34.81	1:43.77 39.14	<b>2:16.49</b> 32.72	2.91 <b>Q</b>
6	2	2	<b>MC CARTNEY Ellie</b>	IRL	13 APR 2005	0.67	29.13	1:05.15 36.02	1:43.93 38.78	<b>2:16.66</b> 32.73	3.08 <b>Q</b>
=7	2	3	<b>POLONSKY Lea</b>	ISR	25 MAY 2002	0.65	29.36	1:05.01 35.65	1:44.74 39.73	<b>2:18.24</b> 33.50	4.66 <b>Q</b>
=7	2	6	<b>POTOCKA Tamara</b>	SVK	15 AUG 2002	0.67	28.17	1:03.27 35.10	1:44.84 41.57	<b>2:18.24</b> 33.40	4.66 <b>Q</b>
9	2	5	<b>SEEMANOVA Barbora</b>	CZE	1 APR 2000	0.62	28.85	1:04.50 35.65	1:45.21 40.71	<b>2:18.27</b> 33.06	4.69 <b>Q</b>
10	1	1	<b>WINBLAD Tea</b>	SWE	3 APR 2004	0.63	29.19	1:06.06 36.87	1:45.20 39.14	<b>2:18.92</b> 33.72	5.34 <b>Q</b>
11	1	6	<b>BERGMAN Hanna</b>	SWE	1 MAY 2001	0.74	29.10	1:04.72 35.62	1:44.64 39.92	<b>2:19.11</b> 34.47	5.53
12	2	7	<b>PETKOVA Diana</b>	BUL	10 JUN 2000	0.77	29.41	1:04.83 35.42	1:46.88 42.05	<b>2:19.63</b> 32.75	6.05 <b>Q</b>
13	1	7	<b>HEGMEGI Annie</b>	SWE	5 MAY 2003	0.72	30.39	1:04.86 34.47	1:46.90 42.04	<b>2:21.29</b> 34.39	7.71
14	2	8	<b>AVDIC Iman</b>	BIH	23 SEP 2007	0.68	29.66	1:06.34 36.68	1:49.38 43.04	<b>2:21.88</b> 32.50	8.30 <b>Q</b>
15	1	8	<b>MUSAYELYAN Diana</b>	ARM	25 SEP 2005	0.71	31.04	1:06.87 35.83	1:49.84 42.97	<b>2:24.48</b> 34.64	10.90 <b>Q</b>
16	2	0	<b>ALKARAMOVA Fatima</b>	AZE	26 JUN 2002	0.67	31.93	1:10.21 38.28	1:52.67 42.46	<b>2:26.83</b> 34.16	13.25 <b>Q</b>
17	1	0	<b>XHEMOLLARI Vivian</b>	ALB	16 SEP 2006	0.74	31.25	1:09.03 37.78	1:53.61 44.58	<b>2:29.36</b> 35.75	15.78 <b>Q</b>
	2	1	<b>KASVIO Louna</b>	FIN	29 JAN 2006					<b>DNS</b>	

<b>Legend:</b>	= Equal rank	<b>CR</b> Championship Record	<b>DNS</b> Did Not Start	<b>ER</b> European Record
<b>Q</b> Qualified for next phase	<b>R.T.</b> Reaction Time	<b>WR</b> World Record		

Official Timekeeping by Omega





Event 32  
21 JUN 2024 - 10:18

Mixed 4x100m Freestyle

Heats

## Results Summary

Event Number 32

	Record	Splits	NAT (Relay)	Location	Date
<b>WR</b>	3:18.83	48.14	1:35.39 2:27.12	AUS - Australia	Fukuoka (JPN) 29 JUL 2023
<b>ER</b>	3:21.68	47.83	1:35.29 2:28.59	GBR - Great Britain	Fukuoka (JPN) 29 JUL 2023
<b>CR</b>	3:22.07	48.81	1:36.26 2:29.73	FRA - France	Glasgow (GBR) 8 AUG 2018
<b>=CR</b>	3:22.07	48.20	1:36.31 2:29.19	GBR - Great Britain	Budapest (HUN) 22 MAY 2021

Rank	Heat	Lane	NAT / Name	Gender	R.T.	50m	100m	Time	Time Behind
1	1	4	<b>HUN - Hungary</b>					<b>3:29.57</b>	<b>Q</b>
			SZABADOS Bence	M	0.65	23.55	49.82		
			MAGDA Boldizsar	M	0.25	23.26	49.92	1:39.74	
			PADAR Nikolett	F	0.32	25.96	53.98	2:33.72	
			ABRAHAM Minna	F	0.34	26.35	55.85		
2	1	0	<b>POL - Poland</b>					<b>3:30.17</b>	0.60 <b>Q</b>
			PISZCZOROWICZ Bartosz	M	0.65	23.68	49.86		
			DUDYS Dominik	M	0.26	23.39	49.13	1:38.99	
			GUSC Wiktoria	F	0.34	26.59	55.74	2:34.73	
			POLANSKA Aleksandra	F	0.19	25.72	55.44		
3	1	6	<b>SWE - Sweden</b>					<b>3:31.83</b>	2.26 <b>Q</b>
			HANSON Robin	M	0.64	23.76	49.93		
			HOLMQUIST Marcus	M	0.14	23.61	49.61	1:39.54	
			MORTSTRAND Elvira	F	0.31	26.96	56.23	2:35.77	
			THORMALM Klara	F	0.21	26.45	56.06		
4	1	5	<b>GER - Germany</b>					<b>3:34.16</b>	4.59 <b>Q</b>
			EIDAM Ole Mats	M	0.64	23.37	49.55		
			WREDE Martin	M	0.28	23.94	49.82	1:39.37	
			WERNER Maya	F	0.11	27.02	57.29	2:36.66	
			KULLMANN Leonie Marlen	F	0.15	27.91	57.50		
5	1	1	<b>SRB - Serbia</b>					<b>3:35.40</b>	5.83 <b>Q</b>
			CVETKOV Justin	M	0.65	23.46	50.06		
			PETKOVIC Andrija	M	0.21	23.27	49.66	1:39.72	
			MARKOVIC Jana	F	0.34	27.09	56.91	2:36.63	
			MILUTINOVIC Katarina	F	0.20	27.81	58.77		
6	1	3	<b>ISR - Israel</b>					<b>3:39.36</b>	9.79 <b>Q</b>
			YOAV Romano	M	0.58	24.15	49.97		
			GLIVINSKIY Alexey	M	0.25	23.38	49.48	1:39.45	
			HAYON Ariel	F	0.41	27.42	57.70	2:37.15	
			MUREZ Andrea	F	0.42	29.22	1:02.21		
7	1	7	<b>SVK - Slovakia</b>					<b>3:46.15</b>	16.58 <b>Q</b>
			DUSA Matej	M	0.62	24.12	51.25		
			TISTAN Tibor	M	0.39	25.00	52.76	1:44.01	
			SLUSNA Lillian	F	0.31	28.17	1:00.87	2:44.88	
			IVAN Teresa	F	0.39	28.97	1:01.27		
	1	2	<b>FIN - Finland</b>					<b>DNS</b>	
	1	8	<b>BUL - Bulgaria</b>					<b>DNS</b>	

**Legend:**

<b>=</b>	Equal record	<b>CR</b>	Championship Record	<b>DNS</b>	Did Not Start	<b>ER</b>	European Record
<b>F</b>	Female	<b>M</b>	Male	<b>Q</b>	Qualified for next phase	<b>R.T.</b>	Reaction Time
<b>WR</b>	World Record						

Official Timekeeping by Omega

Event 33  
21 JUN 2024 - 10:24

Men's 1500m Freestyle

Heats

## Results Summary

Event Number 33

	Record	Splits			Name	NAT Code	Location	Date	
<b>WR</b>	14:31.02	55.80	1:54.31	3:51.50	7:45.45	SUN Yang	CHN	London (GBR)	4 AUG 2012
<b>ER</b>	14:32.80	55.57	1:53.67	3:51.04	7:44.19	PALTRINIERI Gregorio	ITA	Budapest (HUN)	25 JUN 2022
<b>CR</b>	14:34.04	56.72	1:55.05	3:52.02	7:46.24	PALTRINIERI Gregorio	ITA	London (GBR)	18 MAY 2016

Rank	Heat	Lane	Name	NAT Code	Date of Birth	R.T.	Time	Time Behind
<b>1</b>	<b>2</b>	<b>4</b>	<b>ROMANCHUK Mykhailo</b>	<b>UKR</b>	<b>7 AUG 1996</b>	<b>0.77</b>	<b>15:01.20</b>	<b>Q</b>
	50m 28.80	100m 59.37	150m 1:29.83	200m 2:00.29	250m 2:30.81	300m 3:01.23	350m 3:31.60	400m 4:01.71
		30.57	30.46	30.46	30.52	30.42	30.37	30.11
	450m 4:32.17	500m 5:02.32	550m 5:32.37	600m 6:02.21	650m 6:32.10	700m 7:02.03	750m 7:32.08	800m 8:02.19
	30.46	30.15	30.05	29.84	29.89	29.93	30.05	30.11
	850m 8:32.20	900m 9:02.25	950m 9:32.38	1000m 10:02.60	1050m 10:32.66	1100m 11:02.73	1150m 11:32.85	1200m 12:03.00
	30.01	30.05	30.13	30.22	30.06	30.07	30.12	30.15
	1250m 12:33.17	1300m 13:03.33	1350m 13:33.28	1400m 14:03.53	1450m 14:33.24			
	30.17	30.16	29.95	30.25	29.71	27.96		
<b>2</b>	<b>2</b>	<b>5</b>	<b>TUNCELLI Kuzey</b>	<b>TUR</b>	<b>30 AUG 2007</b>	<b>0.73</b>	<b>15:01.53</b>	<b>0.33 Q</b>
	50m 27.89	100m 57.91	150m 1:28.22	200m 1:58.76	250m 2:29.18	300m 3:00.00	350m 3:30.78	400m 4:01.55
		30.02	30.31	30.54	30.42	30.82	30.78	30.77
	450m 4:32.25	500m 5:02.43	550m 5:32.77	600m 6:02.60	650m 6:32.66	700m 7:02.48	750m 7:32.52	800m 8:02.49
	30.70	30.18	30.34	29.83	30.06	29.82	30.04	29.97
	850m 8:32.60	900m 9:02.57	950m 9:32.84	1000m 10:02.94	1050m 10:33.07	1100m 11:03.16	1150m 11:33.34	1200m 12:03.09
	30.11	29.97	30.27	30.10	30.13	30.09	30.18	29.75
	1250m 12:33.26	1300m 13:03.31	1350m 13:33.51	1400m 14:03.58	1450m 14:33.16			
	30.17	30.05	30.20	30.07	29.58	28.37		
<b>3</b>	<b>1</b>	<b>4</b>	<b>SARKANY Zalan</b>	<b>HUN</b>	<b>15 OCT 2003</b>	<b>0.65</b>	<b>15:09.28</b>	<b>8.08 Q</b>
	50m 26.96	100m 56.62	150m 1:26.52	200m 1:56.83	250m 2:26.87	300m 2:57.24	350m 3:27.53	400m 3:58.41
		29.66	29.90	30.31	30.04	30.27	30.29	30.88
	450m 4:28.94	500m 4:59.71	550m 5:30.18	600m 6:00.84	650m 6:31.45	700m 7:02.19	750m 7:32.72	800m 8:03.25
	30.53	30.77	30.47	30.66	30.61	30.74	30.53	30.53
	850m 8:33.64	900m 9:04.34	950m 9:34.92	1000m 10:05.59	1050m 10:36.17	1100m 11:06.96	1150m 11:37.71	1200m 12:08.59
	30.39	30.70	30.58	30.67	30.58	30.79	30.75	30.88
	1250m 12:39.27	1300m 13:09.99	1350m 13:40.37	1400m 14:10.44	1450m 14:40.26			
	30.68	30.72	30.38	30.07	29.82	29.02		
<b>4</b>	<b>1</b>	<b>5</b>	<b>WIFFEN Nathan</b>	<b>IRL</b>	<b>14 JUL 2001</b>	<b>0.69</b>	<b>15:10.01</b>	<b>8.81 Q</b>
	50m 27.22	100m 56.53	150m 1:26.24	200m 1:56.33	250m 2:26.43	300m 2:56.72	350m 3:27.23	400m 3:58.06
		29.31	29.71	30.09	30.10	30.29	30.51	30.83
	450m 4:28.62	500m 4:59.41	550m 5:30.16	600m 6:00.72	650m 6:31.33	700m 7:01.98	750m 7:32.57	800m 8:02.99
	30.56	30.79	30.75	30.56	30.61	30.65	30.59	30.42
	850m 8:33.64	900m 9:04.21	950m 9:34.75	1000m 10:05.42	1050m 10:36.04	1100m 11:06.72	1150m 11:37.66	1200m 12:08.38
	30.65	30.57	30.54	30.67	30.62	30.68	30.94	30.72
	1250m 12:39.25	1300m 13:10.04	1350m 13:40.79	1400m 14:11.46	1450m 14:41.62			
	30.87	30.79	30.75	30.67	30.16	28.39		
<b>5</b>	<b>2</b>	<b>2</b>	<b>MISKINIS Dziugas</b>	<b>LTU</b>	<b>4 MAR 2005</b>	<b>0.67</b>	<b>15:26.33</b>	<b>25.13 Q</b>
	50m 28.45	100m 59.75	150m 1:30.84	200m 2:01.97	250m 2:33.15	300m 3:04.46	350m 3:35.71	400m 4:07.05
		31.30	31.09	31.13	31.18	31.31	31.25	31.34
	450m 4:38.15	500m 5:09.37	550m 5:40.32	600m 6:11.39	650m 6:42.08	700m 7:13.00	750m 7:43.32	800m 8:14.01
	31.10	31.22	30.95	31.07	30.69	30.92	30.32	30.69
	850m 8:44.68	900m 9:15.59	950m 9:46.30	1000m 10:17.38	1050m 10:48.23	1100m 11:19.50	1150m 11:50.56	1200m 12:21.59
	30.67	30.91	30.71	31.08	30.85	31.27	31.06	31.03
	1250m 12:52.18	1300m 13:23.27	1350m 13:54.10	1400m 14:25.44	1450m 14:56.43			
	30.59	31.09	30.83	31.34	30.99	29.90		
<b>6</b>	<b>1</b>	<b>6</b>	<b>MOGIC Marin</b>	<b>CRO</b>	<b>15 JAN 1999</b>	<b>0.74</b>	<b>15:31.21</b>	<b>30.01 Q</b>
	50m 28.64	100m 58.78	150m 1:29.15	200m 1:59.66	250m 2:30.29	300m 3:00.93	350m 3:31.63	400m 4:02.48
		30.14	30.37	30.51	30.63	30.64	30.70	30.85
	450m 4:33.49	500m 5:04.29	550m 5:35.30	600m 6:06.27	650m 6:37.19	700m 7:08.32	750m 7:39.79	800m 8:11.24
	31.01	30.80	31.01	30.97	30.92	31.13	31.47	31.45
	850m 8:42.84	900m 9:14.20	950m 9:45.90	1000m 10:17.32	1050m 10:48.84	1100m 11:20.14	1150m 11:51.63	1200m 12:22.98
	31.60	31.36	31.70	31.42	31.52	31.30	31.49	31.35
	1250m 12:54.75	1300m 13:26.22	1350m 13:57.90	1400m 14:29.46	1450m 15:00.88			
	31.77	31.47	31.68	31.56	31.42	30.33		

Official Timekeeping by Omega

Event 33  
21 JUN 2024 - 10:24

Men's 1500m Freestyle

Heats

## Results Summary

Event Number 33

Rank	Heat	Lane	Name	NAT Code	Date of Birth	R.T.	Time	Time Behind	
<b>7</b>	<b>2</b>	<b>6</b>	<b>KAPALA Bartosz</b>	<b>POL</b>	<b>28 SEP 2006</b>	<b>0.78</b>	<b>15:31.80</b>	<b>30.60 Q</b>	
	50m	28.10	100m 58.12	150m 1:28.55	200m 1:58.95	250m 2:29.42	300m 3:00.06	350m 3:30.59	400m 4:01.30
			30.02	30.43	30.40	30.47	30.64	30.53	30.71
	450m	4:31.98	500m 5:02.82	550m 5:33.55	600m 6:04.29	650m 6:35.18	700m 7:06.56	750m 7:37.68	800m 8:09.13
		30.68	30.84	30.73	30.74	30.89	31.38	31.12	31.45
	850m	8:40.41	900m 9:12.29	950m 9:43.97	1000m 10:15.79	1050m 10:47.42	1100m 11:19.04	1150m 11:50.44	1200m 12:21.86
		31.28	31.88	31.68	31.82	31.63	31.62	31.40	31.42
	1250m	12:53.31	1300m 13:25.20	1350m 13:57.19	1400m 14:29.21	1450m 15:00.79			
		31.45	31.89	31.99	32.02	31.58	31.01		
<b>8</b>	<b>2</b>	<b>3</b>	<b>GALICZ Laszlo</b>	<b>HUN</b>	<b>17 SEP 2004</b>	<b>0.75</b>	<b>15:44.27</b>	<b>43.07 Q</b>	
	50m	28.91	100m 59.61	150m 1:30.42	200m 2:01.18	250m 2:32.10	300m 3:02.86	350m 3:33.77	400m 4:04.82
			30.70	30.81	30.76	30.92	30.76	30.91	31.05
	450m	4:35.48	500m 5:06.82	550m 5:38.00	600m 6:09.68	650m 6:41.20	700m 7:13.19	750m 7:44.64	800m 8:16.30
		30.66	31.34	31.18	31.68	31.52	31.99	31.45	31.66
	850m	8:48.21	900m 9:20.16	950m 9:52.15	1000m 10:24.00	1050m 10:55.96	1100m 11:27.75	1150m 11:59.79	1200m 12:31.96
		31.91	31.95	31.99	31.85	31.96	31.79	32.04	32.17
	1250m	13:03.96	1300m 13:36.20	1350m 14:08.36	1400m 14:40.57	1450m 15:12.64			
		32.00	32.24	32.16	32.21	32.07	31.63		
<b>9</b>	<b>1</b>	<b>7</b>	<b>KURUZOVIC Filip</b>	<b>BIH</b>	<b>25 NOV 2003</b>	<b>0.73</b>	<b>15:50.65</b>	<b>49.45 R</b>	
	50m	28.73	100m 58.93	150m 1:29.49	200m 2:00.09	250m 2:31.08	300m 3:02.09	350m 3:33.07	400m 4:04.43
			30.20	30.56	30.60	30.99	31.01	30.98	31.36
	450m	4:36.32	500m 5:07.93	550m 5:39.82	600m 6:11.47	650m 6:43.49	700m 7:15.24	750m 7:47.31	800m 8:19.03
		31.89	31.61	31.89	31.65	32.02	31.75	32.07	31.72
	850m	8:51.00	900m 9:23.03	950m 9:55.04	1000m 10:27.17	1050m 10:59.13	1100m 11:31.29	1150m 12:03.56	1200m 12:35.89
		31.97	32.03	32.01	32.13	31.96	32.16	32.27	32.33
	1250m	13:08.51	1300m 13:41.01	1350m 14:13.94	1400m 14:46.91	1450m 15:19.19			
		32.62	32.50	32.93	32.97	32.28	31.46		
<b>10</b>	<b>1</b>	<b>2</b>	<b>SIMIC Nikola</b>	<b>SRB</b>	<b>28 MAY 2005</b>	<b>0.70</b>	<b>16:05.69</b>	<b>1:04.49 R</b>	
	50m	28.25	100m 59.39	150m 1:30.81	200m 2:02.28	250m 2:33.70	300m 3:05.66	350m 3:37.95	400m 4:10.02
			31.14	31.42	31.47	31.42	31.96	32.29	32.07
	450m	4:41.79	500m 5:13.81	550m 5:46.81	600m 6:19.40	650m 6:51.68	700m 7:24.19	750m 7:57.04	800m 8:29.81
		31.77	32.02	33.00	32.59	32.28	32.51	32.85	32.77
	850m	9:02.35	900m 9:35.13	950m 10:07.42	1000m 10:40.28	1050m 11:12.89	1100m 11:46.04	1150m 12:18.68	1200m 12:51.90
		32.54	32.78	32.29	32.86	32.61	33.15	32.64	33.22
	1250m	13:23.77	1300m 13:56.97	1350m 14:29.61	1400m 15:02.66	1450m 15:34.65			
		31.87	33.20	32.64	33.05	31.99	31.04		
<b>11</b>	<b>2</b>	<b>7</b>	<b>TEIXEIRA PEREIRA Kevin</b>	<b>AND</b>	<b>2 FEB 2005</b>	<b>0.77</b>	<b>16:12.59</b>	<b>1:11.39</b>	
	50m	28.83	100m 59.65	150m 1:31.32	200m 2:02.97	250m 2:34.99	300m 3:06.88	350m 3:38.87	400m 4:10.85
			30.82	31.67	31.65	32.02	31.89	31.99	31.98
	450m	4:43.22	500m 5:15.27	550m 5:47.51	600m 6:19.57	650m 6:51.64	700m 7:23.69	750m 7:56.07	800m 8:28.18
		32.37	32.05	32.24	32.06	32.07	32.05	32.38	32.11
	850m	9:00.74	900m 9:33.38	950m 10:06.41	1000m 10:39.49	1050m 11:12.53	1100m 11:45.95	1150m 12:19.41	1200m 12:52.80
		32.56	32.64	33.03	33.08	33.04	33.42	33.46	33.39
	1250m	13:26.03	1300m 13:59.49	1350m 14:33.12	1400m 15:06.62	1450m 15:40.37			
		33.23	33.46	33.63	33.50	33.75	32.22		
	<b>1</b>	<b>3</b>	<b>MARKOS Dimitrios</b>	<b>GRE</b>	<b>13 SEP 2001</b>			<b>DNS</b>	

**Legend:**

<b>CR</b>	Championship Record	<b>DNS</b>	Did Not Start	<b>ER</b>	European Record	<b>Q</b>	Qualified for next phase
<b>R</b>	Reserve	<b>R.T.</b>	Reaction Time	<b>WR</b>	World Record		

Official Timekeeping by Omega





Event 121  
21 JUN 2024 - 18:36

Men's 200m Freestyle

Final

## Results

### Event Number 21

	Record	Splits		Name	NAT Code	Location	Date	
<b>WR</b>	1:42.00	24.23	50.12	1:16.30	BIEDERMANN Paul	GER	Rome (ITA)	28 JUL 2009
<b>ER</b>	1:42.00	24.23	50.12	1:16.30	BIEDERMANN Paul	GER	Rome (ITA)	28 JUL 2009
<b>CR</b>	1:42.97	24.10	50.35	1:16.96	POPOVICI David	ROU	Rome (ITA)	15 AUG 2022

Rank	Lane	Name	NAT Code	R.T.	50m	100m	150m	Time	Time Behind
1	4	POPOVICI David	ROU	0.65	(1) 23.83	(1) 50.08 26.25	(1) 1:16.79 26.71	<b>1:43.13</b> 26.34	
2	5	RAPSYS Danas	LTU	0.64	(4) 24.57	(4) 51.51 26.94	(4) 1:18.82 27.31	<b>1:45.65</b> 26.83	2.52
3	7	DJAKOVIC Antonio	SUI	0.66	(3) 24.55	(5) 51.70 27.15	(6) 1:19.58 27.88	<b>1:46.32</b> 26.74	3.19
4	8	JANKOVIC Niko	CRO	0.69	(6) 24.87	(2) 51.13 26.26	(3) 1:18.67 27.54	<b>1:46.48</b> 27.81	3.35
5	1	ENGLEZAKIS Konstantinos	GRE	0.68	(2) 24.39	(3) 51.36 26.97	(2) 1:18.55 27.19	<b>1:46.78</b> 28.23	3.65
6	3	MARKOS Dimitrios	GRE	0.70	(8) 25.08	(8) 52.19 27.11	(7) 1:19.88 27.69	<b>1:46.89</b> 27.01	3.76
7	6	SIERADZKI Kamil	POL	0.66	(7) 24.91	(6) 51.74 26.83	(5) 1:19.50 27.76	<b>1:47.00</b> 27.50	3.87
8	2	STJEPANOVIC Velimir	SRB	0.63	(5) 24.58	(7) 51.97 27.39	(8) 1:19.99 28.02	<b>1:47.64</b> 27.65	4.51

<b>Legend:</b>	<b>CR</b> Championship Record	<b>ER</b> European Record	<b>R.T.</b> Reaction Time	<b>WR</b> World Record
----------------	-------------------------------	---------------------------	---------------------------	------------------------

Official Timekeeping by Omega



## Results

### Event Number 22


	Record	Split	Name	NAT Code	Location	Date
<b>WR</b>	55.18	29.73	WALSH Gretchen	USA	Indianapolis, IN (USA)	15 JUN 2024
<b>ER</b>	55.48	26.01	SJOESTROEM Sarah	SWE	Rio de Janeiro (BRA)	7 AUG 2016
<b>CR</b>	55.89	26.31	SJOSTROM Sarah	SWE	London (GBR)	20 MAY 2016

Rank	Lane	Name	NAT Code	R.T.	50m	Time	Time Behind
1	4	VANOTTERDIJK Roos	BEL	0.66	(2) 26.89	<b>57.47</b> 30.58	
2	5	DAMASIOTI Georgia	GRE	0.66	(4) 27.09	<b>57.74</b> 30.65	0.27
3	3	JUNEVIK Sara	SWE	0.68	(1) 26.62	<b>58.06</b> 31.44	0.59
4	6	BACH Helena Rosendahl	DEN	0.76	(6) 27.42	<b>58.27</b> 30.85	0.80
5	2	NTOUNTOUNAKI Anna	GRE	0.65	(3) 27.06	<b>58.34</b> 31.28	0.87
6	1	AMINA Kajtaz	CRO	0.66	(5) 27.34	<b>58.79</b> 31.45	1.32
7	7	PEDA Paulina	POL	0.62	(7) 27.57	<b>58.82</b> 31.25	1.35
8	8	PUDAR Lana	BIH	0.72	(8) 27.60	<b>59.01</b> 31.41	1.54

**Legend:**

**CR** Championship Record      **ER** European Record      **R.T.** Reaction Time      **WR** World Record

Official Timekeeping by Omega



## Results

### Event Number 23

	Record	Name	NAT Code	Location	Date
<b>WR</b>	23.55	KOLESNIKOV Kliment	RUS	kazan (RUS)	27 JUL 2023
<b>ER</b>	23.80	KOLESNIKOV Kliment	RUS	Budapest (HUN)	18 MAY 2021
<b>CR</b>	23.80	KOLESNIKOV Kliment	RUS	Budapest (HUN)	18 MAY 2021

Rank	Lane	Name	NAT Code	R.T.	Time	Time Behind
1	4	CHRISTOU Apostolos	GRE	0.58	<b>24.39</b>	
2	5	MASIUK Ksawery	POL	0.58	<b>24.63</b>	0.24
3	3	MAKRYGIANNIS Evangelos	GRE	0.71	<b>24.74</b>	0.35
4	6	LAITAROVSKY Michael	ISR	0.53	<b>24.76</b>	0.37
5	8	KOS Hubert	HUN	0.62	<b>24.85</b>	0.46
6	1	FERGUSON Conor	IRL	0.50	<b>24.87</b>	0.48
7	7	JASZO Adam	HUN	0.65	<b>24.91</b>	0.52
8	2	TRIBUNTSOV Ralf	EST	0.60	<b>25.18</b>	0.79

**Legend:**

**CR** Championship Record      **ER** European Record      **R.T.** Reaction Time      **WR** World Record

Official Timekeeping by Omega



**Event 124**  
**21 JUN 2024 - 18:43**

**Women's 200m Breaststroke**

**Final**

**Results**

**Event Number 24**


	<b>Record</b>	<b>Splits</b>		<b>Name</b>	<b>NAT Code</b>	<b>Location</b>	<b>Date</b>
<b>WR</b>	2:17.55	32.13	1:07.28	1:42.47	CHIKUNOVA Evgeniia	RUS Kazan (RUS)	21 APR 2023
<b>ER</b>	2:19.11	31.80	1:07.27	1:42.89	PEDERSEN Rikke	DEN Barcelona (ESP)	1 AUG 2013
<b>CR</b>	2:19.84	32.02	1:07.30	1:42.83	PEDERSEN Rikke Moller	DEN Berlin (GER)	22 AUG 2014

<b>Rank</b>	<b>Lane</b>	<b>Name</b>	<b>NAT Code</b>	<b>R.T.</b>	<b>50m</b>	<b>100m</b>	<b>150m</b>	<b>Time</b>	<b>Time Behind</b>
<b>1</b>	<b>4</b>	<b>HORSKA Kristyna</b>	CZE	0.68	(1) 32.56	(1) 1:09.09 36.53	(1) 1:46.06 36.97	<b>2:23.60</b> 37.54	
<b>2</b>	<b>3</b>	<b>RYBAK-ANDERSEN Clara</b>	DEN	0.69	(4) 33.10	(5) 1:10.15 37.05	(=2) 1:47.23 37.08	<b>2:25.20</b> 37.97	1.60
<b>3</b>	<b>6</b>	<b>MAMIE Lisa</b>	SUI	0.71	(3) 32.97	(3) 1:09.64 36.67	(4) 1:47.49 37.85	<b>2:26.10</b> 38.61	2.50
<b>4</b>	<b>5</b>	<b>BLOMSTERBERG Thea</b>	DEN	0.71	(2) 32.93	(2) 1:09.40 36.47	(=2) 1:47.23 37.83	<b>2:26.42</b> 39.19	2.82
<b>5</b>	<b>7</b>	<b>BEKESI Eszter</b>	HUN	0.69	(8) 34.19	(7) 1:11.66 37.47	(8) 1:50.13 38.47	<b>2:27.72</b> 37.59	4.12
<b>6</b>	<b>1</b>	<b>KONTOGEOURGOU Eleni</b>	GRE	0.66	(5) 33.52	(6) 1:11.57 38.05	(6) 1:49.14 37.57	<b>2:28.20</b> 39.06	4.60
<b>7</b>	<b>8</b>	<b>BLAZEVIC Ana</b>	CRO	0.68	(7) 33.86	(4) 1:10.09 36.23	(5) 1:48.76 38.67	<b>2:28.44</b> 39.68	4.84
<b>8</b>	<b>2</b>	<b>MC CARTNEY Ellie</b>	IRL	0.70	(6) 33.63	(8) 1:11.83 38.20	(7) 1:50.08 38.25	<b>2:28.68</b> 38.60	5.08

<b>Legend:</b>	<b>=</b> Equal rank	<b>CR</b> Championship Record	<b>ER</b> European Record	<b>R.T.</b> Reaction Time
	<b>WR</b> World Record			

Official Timekeeping by Omega





Event 126  
21 JUN 2024 - 19:59

Women's 1500m Freestyle

Final

## Results

### Event Number 26

	Record	Splits				Name	NAT Code	Location	Date
<b>WR</b>	15:20.48	58.50	2:00.25	4:04.88	8:11.70	LEDECKY Katie	USA	Indianapolis (USA)	16 MAY 2018
<b>ER</b>	15:38.88	59.15	2:00.71	4:05.26	8:17.16	FRIIS Lotte	DEN	Barcelona (ESP)	30 JUL 2013
<b>CR</b>	15:50.22	1:02.39	2:07.63	4:16.96	8:29.30	KAPAS Boglarka	HUN	London (GBR)	21 MAY 2016

Rank	Lane	Name	Splits				NAT Code	R.T.	Time	Time Behind
<b>1</b>	<b>2</b>	<b>JACKL Vivien</b>					<b>HUN</b>	<b>0.79</b>	<b>16:06.37</b>	
	50m (3) 30.57	100m (5) 1:03.37	150m (3) 1:35.32	200m (3) 2:07.22	250m (2) 2:39.25	300m (2) 3:11.67	350m (2) 3:43.77	400m (2) 4:15.73		
		32.80	31.95	31.90	32.03	32.40	32.10	31.96		
	450m (2) 4:47.55	500m (1) 5:19.25	550m (1) 5:50.96	600m (1) 6:23.08	650m (1) 6:55.22	700m (1) 7:27.52	750m (1) 7:59.88	800m (1) 8:32.19		
	31.82	31.70	31.71	32.12	32.14	32.30	32.36	32.31		
	850m (1) 9:04.71	900m (1) 9:36.95	950m (1) 10:09.40	1000m (1) 10:41.53	1050m (1) 11:14.17	1100m (1) 11:46.58	1150m (1) 12:19.33	1200m (1) 12:51.89		
	32.52	32.24	32.45	32.13	32.64	32.41	32.75	32.56		
	1250m (1) 13:24.62	1300m (1) 13:57.43	1350m (1) 14:30.13	1400m (1) 15:02.97	1450m (1) 15:35.28					
	32.73	32.81	32.70	32.84	32.31		31.09			
<b>2</b>	<b>6</b>	<b>RIEDER Celine</b>					<b>GER</b>	<b>0.71</b>	<b>16:15.98</b>	<b>9.61</b>
	50m (2) 30.28	100m (2) 1:02.41	150m (2) 1:34.66	200m (2) 2:06.97	250m (3) 2:39.55	300m (3) 3:12.00	350m (3) 3:44.50	400m (3) 4:16.79		
		32.13	32.25	32.31	32.58	32.45	32.50	32.29		
	450m (3) 4:49.43	500m (3) 5:21.87	550m (3) 5:54.31	600m (3) 6:26.79	650m (3) 6:59.46	700m (3) 7:32.01	750m (3) 8:04.68	800m (3) 8:37.34		
	32.64	32.44	32.44	32.48	32.67	32.55	32.67	32.66		
	850m (3) 9:10.14	900m (3) 9:42.84	950m (3) 10:15.61	1000m (3) 10:48.24	1050m (2) 11:20.91	1100m (2) 11:53.60	1150m (2) 12:26.44	1200m (2) 12:59.33		
	32.80	32.70	32.77	32.63	32.69	32.69	32.84	32.89		
	1250m (2) 13:32.19	1300m (2) 14:04.97	1350m (2) 14:37.95	1400m (2) 15:10.72	1450m (2) 15:43.82					
	32.86	32.78	32.98	32.77	33.10		32.16			
<b>3</b>	<b>5</b>	<b>LEWIS Fleur</b>					<b>GBR</b>	<b>0.82</b>	<b>16:17.53</b>	<b>11.16</b>
	50m (4) 30.61	100m (3) 1:03.17	150m (5) 1:36.13	200m (5) 2:08.89	250m (5) 2:41.75	300m (5) 3:14.58	350m (5) 3:47.44	400m (5) 4:20.29		
		32.56	32.96	32.76	32.86	32.83	32.86	32.85		
	450m (5) 4:52.90	500m (5) 5:25.70	550m (5) 5:58.56	600m (5) 6:31.18	650m (5) 7:03.87	700m (4) 7:36.39	750m (4) 8:09.15	800m (4) 8:41.67		
	32.61	32.80	32.86	32.62	32.69	32.52	32.76	32.52		
	850m (4) 9:14.42	900m (4) 9:47.04	950m (4) 10:19.93	1000m (4) 10:52.73	1050m (4) 11:25.59	1100m (4) 11:58.38	1150m (4) 12:31.13	1200m (4) 13:03.98		
	32.75	32.62	32.89	32.80	32.86	32.79	32.75	32.85		
	1250m (4) 13:36.55	1300m (4) 14:09.08	1350m (4) 14:41.71	1400m (3) 15:14.17	1450m (3) 15:46.42					
	32.57	32.53	32.63	32.46	32.25		31.11			
<b>4</b>	<b>4</b>	<b>MIHALYVARI FARKAS Viktoria</b>					<b>HUN</b>	<b>0.76</b>	<b>16:19.83</b>	<b>13.46</b>
	50m (1) 30.17	100m (1) 1:01.91	150m (1) 1:33.66	200m (1) 2:05.90	250m (1) 2:38.03	300m (1) 3:10.58	350m (1) 3:42.66	400m (1) 4:15.23		
		31.74	31.75	32.24	32.13	32.55	32.08	32.57		
	450m (1) 4:47.45	500m (2) 5:19.90	550m (2) 5:52.07	600m (2) 6:24.69	650m (2) 6:57.18	700m (2) 7:30.11	750m (2) 8:02.94	800m (2) 8:35.99		
	32.22	32.45	32.17	32.62	32.49	32.93	32.83	33.05		
	850m (2) 9:08.55	900m (2) 9:41.81	950m (2) 10:14.76	1000m (2) 10:48.05	1050m (3) 11:21.02	1100m (3) 11:54.49	1150m (3) 12:27.40	1200m (3) 13:01.29		
	32.56	33.26	32.95	33.29	32.97	33.47	32.91	33.89		
	1250m (3) 13:34.28	1300m (3) 14:08.35	1350m (3) 14:41.30	1400m (4) 15:14.81	1450m (4) 15:47.61					
	32.99	34.07	32.95	33.51	32.80		32.22			
<b>5</b>	<b>3</b>	<b>SPIWOKS Jeannette</b>					<b>GER</b>	<b>0.76</b>	<b>16:33.57</b>	<b>27.20</b>
	50m (5) 30.80	100m (4) 1:03.32	150m (4) 1:35.84	200m (4) 2:08.34	250m (4) 2:40.78	300m (4) 3:13.44	350m (4) 3:46.10	400m (4) 4:19.06		
		32.52	32.52	32.50	32.44	32.66	32.66	32.96		
	450m (4) 4:51.81	500m (4) 5:24.77	550m (4) 5:57.40	600m (4) 6:30.62	650m (4) 7:03.50	700m (5) 7:36.81	750m (5) 8:09.85	800m (5) 8:43.13		
	32.75	32.96	32.63	33.22	32.88	33.31	33.04	33.28		
	850m (5) 9:16.25	900m (5) 9:49.73	950m (5) 10:22.95	1000m (5) 10:56.79	1050m (5) 11:30.32	1100m (5) 12:04.19	1150m (5) 12:38.01	1200m (5) 13:12.00		
	33.12	33.48	33.22	33.84	33.53	33.87	33.82	33.99		
	1250m (5) 13:45.58	1300m (5) 14:19.63	1350m (5) 14:53.47	1400m (5) 15:27.67	1450m (5) 16:00.95					
	33.58	34.05	33.84	34.20	33.28		32.62			
<b>6</b>	<b>7</b>	<b>HANQUET Lucie</b>					<b>BEL</b>	<b>0.83</b>	<b>16:52.87</b>	<b>46.50</b>
	50m (7) 30.95	100m (6) 1:03.67	150m (6) 1:36.82	200m (6) 2:10.01	250m (6) 2:43.27	300m (6) 3:16.93	350m (6) 3:50.59	400m (6) 4:24.19		
		32.72	33.15	33.19	33.26	33.66	33.66	33.60		
	450m (6) 4:57.85	500m (6) 5:31.70	550m (6) 6:05.50	600m (6) 6:39.36	650m (6) 7:13.31	700m (6) 7:47.12	750m (6) 8:21.14	800m (6) 8:54.92		
	33.66	33.85	33.80	33.86	33.95	33.81	34.02	33.78		
	850m (6) 9:29.04	900m (6) 10:03.11	950m (6) 10:37.30	1000m (6) 11:11.33	1050m (6) 11:45.57	1100m (6) 12:19.64	1150m (6) 12:53.98	1200m (6) 13:28.05		
	34.12	34.07	34.19	34.03	34.24	34.07	34.34	34.07		
	1250m (6) 14:02.67	1300m (6) 14:36.97	1350m (6) 15:11.43	1400m (6) 15:45.60	1450m (6) 16:20.08					
	34.62	34.30	34.46	34.17	34.48		32.79			
<b>7</b>	<b>8</b>	<b>TENZER Leonie-Sarah Josephine</b>					<b>FIN</b>	<b>0.71</b>	<b>16:58.44</b>	<b>52.07</b>
	50m (6) 30.94	100m (7) 1:04.21	150m (7) 1:37.68	200m (7) 2:10.85	250m (7) 2:44.43	300m (7) 3:17.81	350m (7) 3:51.73	400m (7) 4:25.49		
		33.27	33.47	33.17	33.58	33.38	33.92	33.76		
	450m (7) 4:59.31	500m (7) 5:33.04	550m (7) 6:07.26	600m (7) 6:41.12	650m (7) 7:15.38	700m (7) 7:49.58	750m (7) 8:24.10	800m (7) 8:58.19		
	33.82	33.73	34.22	33.86	34.26	34.20	34.52	34.09		
	850m (7) 9:32.92	900m (7) 10:06.97	950m (7) 10:41.51	1000m (7) 11:15.71	1050m (7) 11:50.60	1100m (7) 12:24.74	1150m (7) 12:59.50	1200m (7) 13:33.83		
	34.73	34.05	34.54	34.20	34.89	34.14	34.76	34.33		
	1250m (7) 14:08.51	1300m (7) 14:43.10	1350m (7) 15:17.62	1400m (7) 15:51.36	1450m (7) 16:25.99					
	34.68	34.59	34.52	33.74	34.63		32.45			

Official Timekeeping by Omega


## Results

### Event Number 26

8		1 HAKKARAINEN Ada		FIN		0.73		17:09.51		1:03.14	
50m (8) 31.20	100m (8) 1:04.44 33.24	150m (8) 1:37.84 33.40	200m (8) 2:11.84 34.00	250m (8) 2:45.70 33.86	300m (8) 3:19.89 34.19	350m (8) 3:53.78 33.89	400m (8) 4:28.28 34.50	450m (8) 5:02.37 34.09	500m (8) 5:36.91 34.54	550m (8) 6:10.91 34.00	600m (8) 6:45.55 34.64
850m (8) 9:38.88 34.36	900m (8) 10:13.40 34.52	950m (8) 10:47.55 34.15	1000m (8) 11:22.35 34.80	1050m (8) 11:56.63 34.28	1100m (8) 12:31.20 34.57	1150m (8) 13:05.73 34.53	1200m (8) 13:40.55 34.82	1250m (8) 14:15.39 34.84	1300m (8) 14:50.59 35.20	1350m (8) 15:25.47 34.88	1400m (8) 16:00.95 35.48
											1450m (8) 16:35.81 34.86
											1500m (8) 17:09.51 33.70

<b>Legend:</b>	<b>CR</b> Championship Record	<b>ER</b> European Record	<b>R.T.</b> Reaction Time	<b>WR</b> World Record
----------------	-------------------------------	---------------------------	---------------------------	------------------------

Official Timekeeping by Omega



Event 227  
21 JUN 2024 - 19:20

Women's 50m Freestyle

Semifinals

### Results Summary

Event Number 27

	Record	Name	NAT Code	Location	Date
<b>WR</b>	23.61	SJOESTROEM Sarah	SWE	Fukuoka (JPN)	29 JUL 2023
<b>ER</b>	23.61	SJOESTROEM Sarah	SWE	Fukuoka (JPN)	29 JUL 2023
<b>CR</b>	23.74	SJOSTROM Sarah	SWE	Glasgow (GBR)	4 AUG 2018

Rank	Heat	Lane	Name	NAT Code	Date of Birth	R.T.	Time	Time Behind
1	1	5	PAVALIC Jana	CRO	27 MAY 2007	0.65	<b>24.67</b>	<b>Q</b>
2	1	4	SENANSZKY Petra	HUN	10 JAN 1999	0.71	<b>24.71</b>	0.04 <b>Q</b>
3	2	6	JANICKOVA Barbora	CZE	1 MAY 2000	0.69	<b>24.92</b>	0.25 <b>Q</b>
4	1	3	JENSEN Julie Kepp	DEN	3 JAN 2000	0.68	<b>24.94</b>	0.27 <b>Q</b>
5	1	2	ANTONIOU Kalia	CYP	6 APR 2000	0.67	<b>24.99</b>	0.32 <b>Q</b>
=6	2	3	FIEDKIEWICZ Kornelia	POL	5 AUG 2001	0.64	<b>25.00</b>	0.33 <b>Q</b>
=6	2	5	FELSNER Jessica Christina	GER	12 JUL 1995	0.64	<b>25.00</b>	0.33 <b>Q</b>
8	2	4	DRAKOU Theodora	GRE	6 FEB 1992	0.62	<b>25.11</b>	0.44 <b>Q</b>
9	1	6	GOLD Aleksa Merike	EST	3 JAN 2000	0.62	<b>25.18</b>	0.51 <b>R</b>
10	2	2	IVAN Teresa	SVK	19 SEP 2003	0.63	<b>25.24</b>	0.57 <b>R</b>
11	1	7	DOWGIERT Anna	POL	15 JUL 1990	0.66	<b>25.36</b>	0.69
=12	2	7	MUREZ Andrea	ISR	29 JAN 1992	0.71	<b>25.52</b>	0.85
=12	2	8	EBBESEN Elisabeth Sabroe	DEN	22 MAR 2002	0.66	<b>25.52</b>	0.85
14	1	1	SLUSNA Lillian	SVK	27 OCT 2005	0.65	<b>25.58</b>	0.91
15	2	1	NABOJCENKO Daryna	CZE	26 JUN 2002	0.65	<b>25.64</b>	0.97
16	1	8	HADJILOIZOU Anna	CYP	30 OCT 2004	0.63	<b>25.67</b>	1.00

Legend:						
=	Equal rank	<b>CR</b>	Championship Record	<b>ER</b>	European Record	<b>Q</b> Qualified for next phase
<b>R</b>	Reserve	<b>R.T.</b>	Reaction Time	<b>WR</b>	World Record	

Official Timekeeping by Omega



Event 228  
21 JUN 2024 - 18:59

Men's 50m Breaststroke

Semifinals

### Results Summary

Event Number 28

Record	Name	NAT Code	Location	Date
WR	25.95 PEATY Adam	GBR	Budapest (HUN)	25 JUL 2017
ER	25.95 PEATY Adam	GBR	Budapest (HUN)	25 JUL 2017
CR	26.09 PEATY Adam	GBR	Glasgow (GBR)	8 AUG 2018

Rank	Heat	Lane	Name	NAT Code	Date of Birth	R.T.	Time	Time Behind
1	1	4	SAKCI Huseyin Emre	TUR	15 NOV 1997	0.64	<b>26.93</b>	<b>Q</b>
2	2	6	REITSHAMMER Bernhard	AUT	17 JUN 1994	0.68	<b>27.04</b>	0.11 <b>Q</b>
3	2	4	DE GEUS Noel	GER	12 OCT 2000	0.64	<b>27.06</b>	0.13 <b>Q</b>
4	2	5	PITSHUGIN Kristian	ISR	18 JUL 2001	0.56	<b>27.09</b>	0.16 <b>Q</b>
5	1	6	LISOVETS Volodymyr	UKR	30 MAY 2004	0.68	<b>27.25</b>	0.32 <b>Q</b>
6	1	5	GIGLER Heiko	AUT	17 JUN 1996	0.63	<b>27.33</b>	0.40 <b>Q</b>
7	2	3	STEVENS Peter John	SLO	1 JUN 1995	0.58	<b>27.35</b>	0.42 <b>Q</b>
8	2	2	ALLAHVERDI Nusrat	TUR	19 DEC 2007	0.68	<b>27.42</b>	0.49 <b>Q</b>
9	2	7	KALUSOWSKI Jan	POL	12 MAR 2000	0.64	<b>27.43</b>	0.50 <b>R</b>
10	1	3	BRAATEN Joergen S.	NOR	2 JUN 1995	0.60	<b>27.56</b>	0.63 <b>R</b>
11	1	7	ELSGAARD Elias	DEN	25 JAN 2004	0.69	<b>27.61</b>	0.68
12	1	1	ITZHAKI Jonathan	ISR	5 JAN 2004	0.65	<b>28.03</b>	1.10
13	2	1	ASPOUGALIS AG	GRE	21 FEB 2001	0.64	<b>28.07</b>	1.14
14	2	8	KOKKO Olli	FIN	18 APR 1994	0.67	<b>28.38</b>	1.45
		1	JANECEK Vojtech	CZE	21 AUG 2001		<b>DSQ</b>	
		1	EPITROPOV Lyubomir	BUL	27 APR 1999		<b>DSQ</b>	

**Legend:**

<b>CR</b>	Championship Record	<b>DSQ</b>	Disqualified	<b>ER</b>	European Record	<b>Q</b>	Qualified for next phase
<b>R</b>	Reserve	<b>R.T.</b>	Reaction Time	<b>WR</b>	World Record		

Official Timekeeping by Omega





Event 229  
21 JUN 2024 - 18:50

Women's 100m Backstroke

Semifinals

## Results Summary

Event Number 29

	Record	Split	Name	NAT Code	Location	Date
<b>WR</b>	57.13	27.94	SMITH Regan	USA	Indianapolis, IN (USA)	18 JUN 2024
<b>ER</b>	58.08	28.23	DAWSON Kathleen	GBR	Budapest (HUN)	23 MAY 2021
<b>CR</b>	58.08	28.23	DAWSON Kathleen	GBR	Budapest (HUN)	23 MAY 2021

Rank	Heat	Lane	Name	NAT Code	Date of Birth	R.T.	50m	Time	Time Behind
1	2	5	VANOTTERDIJK Roos	BEL	7 JAN 2005	0.51	29.70	<b>1:00.42</b> 30.72	<b>Q</b>
2	2	4	HILL Danielle	IRL	27 SEP 1999	0.50	28.96	<b>1:00.52</b> 31.56	0.10 <b>Q</b>
3	1	5	PISKORSKA Adela	POL	16 NOV 2003	0.61	29.60	<b>1:00.71</b> 31.11	0.29 <b>Q</b>
4	1	2	CULLEN Lottie	IRL	1 SEP 2004	0.61	29.72	<b>1:01.19</b> 31.47	0.77 <b>Q</b>
5	2	3	SHARAFUTDINOVA Nika	UKR	14 JUN 2005	0.60	29.75	<b>1:01.20</b> 31.45	0.78 <b>Q</b>
6	1	4	ROSVALL Hanna	SWE	10 FEB 2000	0.63	29.54	<b>1:01.22</b> 31.68	0.80 <b>Q</b>
7	2	2	MOLNAR Dora	HUN	29 JUN 2006	0.57	29.83	<b>1:01.39</b> 31.56	0.97 <b>Q</b>
8	1	3	KOMOROCZY Lora	HUN	22 FEB 2006	0.55	29.60	<b>1:01.51</b> 31.91	1.09 <b>Q</b>
9	2	6	MURDOCK Justine Elizabeth	LTU	2 JUN 2003	0.58	30.17	<b>1:01.59</b> 31.42	1.17 <b>R</b>
10	1	6	TEIJONSALO Fanny	FIN	6 FEB 1996	0.54	29.92	<b>1:01.82</b> 31.90	1.40 <b>R</b>
11	2	7	MCGILL Holly	GBR	11 JUN 2005	0.67	30.80	<b>1:01.95</b> 31.15	1.53
12	2	1	MIENIS Tom	ISR	15 MAR 2005	0.60	30.79	<b>1:02.96</b> 32.17	2.54
13	1	8	GEORGIEVA Gabriela	BUL	16 JUN 1997	0.62	30.03	<b>1:03.05</b> 33.02	2.63
14	2	8	SALCUTAN Tatiana	MDA	16 APR 2001	0.69	30.86	<b>1:03.27</b> 32.41	2.85
15	1	7	MILUTINOVIC Katarina	SRB	13 JAN 2001	0.60	29.95	<b>1:03.55</b> 33.60	3.13
16	1	1	BERNAT Laura	POL	28 SEP 2005	0.62	29.99	<b>1:03.57</b> 33.58	3.15

Legend:					
<b>CR</b>	Championship Record	<b>ER</b>	European Record	<b>Q</b>	Qualified for next phase
<b>R.T.</b>	Reaction Time	<b>WR</b>	World Record	<b>R</b>	Reserve

Official Timekeeping by Omega



Event 230  
21 JUN 2024 - 19:27

Men's 200m Butterfly

Semifinals

### Results Summary


Event Number 30

	Record	Splits	Name	NAT Code	Location	Date
<b>WR</b>	1:50.34	24.19 51.89	MILAK Kristof	HUN	Budapest (HUN)	21 JUN 2022
<b>ER</b>	1:50.34	24.19 51.89	MILAK Kristof	HUN	Budapest (HUN)	21 JUN 2022
<b>CR</b>	1:51.10	24.57 53.12	MILAK Kristof	HUN	Budapest (HUN)	19 MAY 2021

Rank	Heat	Lane	Name	NAT Code	Date of Birth	R.T.	50m	100m	150m	Time	Time Behind
1	1	4	MILAK Kristof	HUN	20 FEB 2000	0.70	24.89	53.94	1:23.80	<b>1:54.64</b>	<b>Q</b>
2	2	4	CHMIELEWSKI Krzysztof	POL	8 JUN 2004	0.62	25.83	55.15	1:24.94	<b>1:55.12</b>	0.48 <b>Q</b>
3	1	5	CHMIELEWSKI Michal	POL	8 JUN 2004	0.64	26.35	55.66	1:25.53	<b>1:55.76</b>	1.12 <b>Q</b>
4	2	5	MARTON Richard	HUN	7 OCT 1999	0.62	25.47	54.45	1:25.13	<b>1:56.05</b>	1.41 <b>Q</b>
5	1	6	SISKOS Apostolos	GRE	24 JUN 2005	0.63	26.35	56.13	1:26.24	<b>1:56.42</b>	1.78 <b>Q</b>
6	2	3	TURNALI Polat Uzer	TUR	26 AUG 2002	0.65	25.97	55.83	1:26.08	<b>1:56.94</b>	2.30 <b>Q</b>
7	1	3	GEMOV Ondrej	CZE	12 JUN 1999	0.69	25.94	55.82	1:26.15	<b>1:57.13</b>	2.49 <b>Q</b>
8	2	6	ZIRK Kregor	EST	3 JUL 1999	0.65	26.25	55.55	1:26.97	<b>1:57.15</b>	2.51 <b>Q</b>
9	2	1	THOMASBERGER David	GER	9 JAN 1996	0.72	25.35	55.21	1:25.75	<b>1:57.80</b>	3.16 <b>R</b>
10	1	2	GAMMON Joshua	GBR	22 JUL 2003	0.65	25.34	55.24	1:26.13	<b>1:58.12</b>	3.48 <b>R</b>
11	2	2	TOSCAN Marius	SUI	17 JAN 2002	0.68	26.54	56.78	1:27.27	<b>1:58.47</b>	3.83
12	1	7	VALIZADE Ramil	AZE	16 FEB 2004	0.68	26.28	55.74	1:27.02	<b>1:58.86</b>	4.22
13	2	7	CASSIN Jack	IRL	31 MAY 2004	0.67	27.16	57.78	1:28.16	<b>1:58.89</b>	4.25
14	2	8	LUNAK Sebastian	CZE	12 JAN 2002	0.67	26.66	57.04	1:28.16	<b>1:58.98</b>	4.34
15	1	1	LUKASHEV Heorhii	UKR	26 MAR 2004	0.69	26.49	56.94	1:27.85	<b>1:59.06</b>	4.42
	1	8	MILDRED Edward	GBR	10 APR 2003			30.45	30.91		<b>DSQ</b>

Legend:		
<b>CR</b>	Championship Record	<b>DSQ</b> Disqualified
<b>R</b>	Reserve	<b>R.T.</b> Reaction Time
		<b>ER</b> European Record
		<b>WR</b> World Record
		<b>Q</b> Qualified for next phase

Official Timekeeping by Omega



**Event 231**  
21 JUN 2024 - 19:37

Women's 200m Individual Medley

Semifinals

### Results Summary

Event Number 31

	Record	Splits		Name	NAT Code	Location	Date
<b>WR</b>	2:06.12	27.30	58.94	1:35.64	HOSSZU Katinka	HUN Kazan (RUS)	3 AUG 2015
<b>ER</b>	2:06.12	27.30	58.94	1:35.64	HOSSZU Katinka	HUN Kazan (RUS)	3 AUG 2015
<b>CR</b>	2:07.30	27.75	59.56	1:36.87	HOSSZU Katinka	HUN London (GBR)	19 MAY 2016

Rank	Heat	Lane	Name	NAT Code	Date of Birth	R.T.	50m	100m	150m	Time	Time Behind
1	2	4	<b>GORBENKO Anastasia</b>	ISR	7 AUG 2003	0.65	27.85	1:00.63 32.78	1:39.28 38.65	<b>2:11.61</b> 32.33	<b>Q</b>
2	1	6	<b>POTOCKA Tamara</b>	SVK	15 AUG 2002	0.67	28.09	1:02.06 33.97	1:40.93 38.87	<b>2:12.42</b> 31.49	0.81 <b>Q</b>
3	1	4	<b>SCHLOSSHAN Leah</b>	GBR	26 MAR 2005	0.71	28.61	1:03.50 34.89	1:40.58 37.08	<b>2:12.70</b> 32.12	1.09 <b>Q</b>
4	2	6	<b>POLONSKY Lea</b>	ISR	25 MAY 2002	0.67	29.23	1:03.56 34.33	1:42.12 38.56	<b>2:12.93</b> 30.81	1.32 <b>Q</b>
5	1	5	<b>KREUNDL Lena</b>	AUT	19 SEP 1997	0.66	28.36	1:02.62 34.26	1:41.75 39.13	<b>2:13.25</b> 31.50	1.64 <b>Q</b>
6	2	5	<b>SEBESTYEN Dalma</b>	HUN	23 JAN 1997	0.72	28.68	1:03.33 34.65	1:42.24 38.91	<b>2:13.57</b> 31.33	1.96 <b>Q</b>
7	2	2	<b>SEEMANOVA Barbora</b>	CZE	1 APR 2000	0.62	27.40	1:02.10 34.70	1:41.42 39.32	<b>2:14.14</b> 32.72	2.53 <b>Q</b>
8	1	3	<b>MC CARTNEY Ellie</b>	IRL	13 APR 2005	0.68	28.81	1:04.07 35.26	1:42.31 38.24	<b>2:14.37</b> 32.06	2.76 <b>Q</b>
9	2	7	<b>PETKOVA Diana</b>	BUL	10 JUN 2000	0.79	29.08	1:03.91 34.83	1:43.05 39.14	<b>2:14.59</b> 31.54	2.98 <b>R</b>
10	2	3	<b>NYSTRAND Lisa</b>	SWE	15 MAY 2006	0.78	29.44	1:03.53 34.09	1:42.44 38.91	<b>2:15.83</b> 33.39	4.22 <b>R</b>
11	1	2	<b>WINBLAD Tea</b>	SWE	3 APR 2004	0.63	29.21	1:06.02 36.81	1:45.29 39.27	<b>2:18.98</b> 33.69	7.37
12	1	7	<b>AVDIC Iman</b>	BIH	23 SEP 2007	0.68	29.15	1:04.31 35.16	1:47.49 43.18	<b>2:19.73</b> 32.24	8.12
13	2	1	<b>MUSAYELYAN Diana</b>	ARM	25 SEP 2005	0.72	29.54	1:05.25 35.71	1:49.12 43.87	<b>2:24.63</b> 35.51	13.02
14	1	1	<b>ALKARAMOVA Fatima</b>	AZE	26 JUN 2002	0.67	31.04	1:08.14 37.10	1:50.65 42.51	<b>2:25.15</b> 34.50	13.54
15	2	8	<b>XHEMOLLARI Vivian</b>	ALB	16 SEP 2006	0.80	31.50	1:08.81 37.31	1:53.68 44.87	<b>2:28.78</b> 35.10	17.17

<b>Legend:</b>							
<b>CR</b>	Championship Record	<b>ER</b>	European Record	<b>Q</b>	Qualified for next phase	<b>R</b>	Reserve
<b>R.T.</b>	Reaction Time	<b>WR</b>	World Record				

Official Timekeeping by Omega





## Results


### Event Number 32

	Record	Splits		NAT (Relay)	Location	Date
<b>WR</b>	3:18.83	48.14	1:35.39	2:27.12	AUS - Australia	Fukuoka (JPN) 29 JUL 2023
<b>ER</b>	3:21.68	47.83	1:35.29	2:28.59	GBR - Great Britain	Fukuoka (JPN) 29 JUL 2023
<b>CR</b>	3:22.07	48.81	1:36.26	2:29.73	FRA - France	Glasgow (GBR) 8 AUG 2018
<b>=CR</b>	3:22.07	48.20	1:36.31	2:29.19	GBR - Great Britain	Budapest (HUN) 22 MAY 2021

Rank	Lane	NAT / Name	Gender	R.T.	50m	100m	Time	Time Behind
1	4	<b>HUN - Hungary</b>					<b>3:25.69</b>	
		KOS Hubert	M	0.62	23.85	49.39	(4) 49.39	
		SZABO Szebasztian	M	0.16	22.48	48.21	(4) 1:37.60	
		UGRAI Panna	F	0.16	25.65	54.38	(1) 2:31.98	
2	5	<b>POL - Poland</b>					<b>3:26.53</b>	0.84
		CHOWANIEC Mateusz	M	0.59	23.43	48.67	(2) 48.67	
		SIERADZKI Kamil	M	0.54	23.34	48.61	(2) 1:37.28	
		FAMULOK Zuzanna	F	0.38	26.45	55.09	(5) 2:32.37	
3	6	<b>GER - Germany</b>					<b>3:27.01</b>	1.32
		WREDE Martin	M	0.65	23.80	49.29	(3) 49.29	
		VARJASI Peter	M	0.17	22.99	48.26	(3) 1:37.55	
		MAIER Nicole	F	0.40	26.15	54.68	(3) 2:32.23	
4	7	<b>ISR - Israel</b>					<b>3:27.02</b>	1.33
		YOAV Romano	M	0.65	24.33	49.92	(6) 49.92	
		GLIVINSKIY Alexey	M	0.22	23.02	48.44	(5) 1:38.36	
		GORBENKO Anastasia	F	0.32	25.80	53.93	(4) 2:32.29	
5	2	<b>SRB - Serbia</b>					<b>3:27.60</b>	1.91
		STJEPANOVIC Velimir	M	0.64	23.45	48.60	(1) 48.60	
		BARNA Andrej	M	0.29	22.35	47.32	(1) 1:35.92	
		STANISAVLJEVIC Nina	F	0.04	26.54	56.29	(2) 2:32.21	
6	3	<b>SWE - Sweden</b>					<b>3:29.09</b>	3.40
		PERSSON Elias	M	0.63	22.99	50.29	(7) 50.29	
		HANSON Robin	M	-0.01	23.10	48.89	(6) 1:39.18	
		JUNEVIK Sara	F	0.13	25.54	54.37	(6) 2:33.55	
7	1	<b>SVK - Slovakia</b>					<b>3:32.54</b>	6.85
		MORTSTRAND Elvira	F	0.21	26.23	55.54		
		DUSA Matej	M	0.59	23.38	49.64	(5) 49.64	
		TISTAN Tibor	M	0.20	23.23	51.22	(7) 1:40.86	
		SLUSNA Lillian	F	0.27	26.01	55.83	(7) 2:36.69	
		IVAN Teresa	F	0.42	26.56	55.85		

Legend:							
<b>=</b>	Equal record	<b>CR</b>	Championship Record	<b>ER</b>	European Record	<b>F</b>	Female
<b>M</b>	Male	<b>R.T.</b>	Reaction Time	<b>WR</b>	World Record		

Official Timekeeping by Omega




Event 121  
21 JUN 2024

Men's 200m Freestyle

### Medallists

Medal	Name	NAT
GOLD	POPOVICI David	ROU - Romania
SILVER	RAPSYS Danas	LTU - Lithuania
BRONZE	DJAKOVIC Antonio	SUI - Switzerland

Official Timekeeping by Omega




Event 122  
21 JUN 2024

Women's 100m Butterfly

### Medallists

Medal	Name	NAT
GOLD	VANOTTERDIJK Roos	BEL - Belgium
SILVER	DAMASIOTI Georgia	GRE - Greece
BRONZE	JUNEVIK Sara	SWE - Sweden

Official Timekeeping by Omega




Event 123  
21 JUN 2024

Men's 50m Backstroke

### Medallists

Medal	Name	NAT
GOLD	CHRISTOU Apostolos	GRE - Greece
SILVER	MASIUK Ksawery	POL - Poland
BRONZE	MAKRYGIANNIS Evangelos	GRE - Greece

Official Timekeeping by Omega



Event 124  
21 JUN 2024


Women's 200m Breaststroke

### Medallists

Medal	Name	NAT
GOLD	HORSKA Kristyna	CZE - Czechia
SILVER	RYBAK-ANDERSEN Clara	DEN - Denmark
BRONZE	MAMIE Lisa	SUI - Switzerland

Official Timekeeping by Omega





Event 126  
21 JUN 2024


Women's 1500m Freestyle

### Medallists

Medal	Name	NAT
GOLD	JACKL Vivien	HUN - Hungary
SILVER	RIEDER Celine	GER - Germany
BRONZE	LEWIS Fleur	GBR - Great Britain

Official Timekeeping by Omega





Event 132  
21 JUN 2024

Mixed 4x100m Freestyle

### Medallists

Medal	NAT	Name	Gender
GOLD	HUN - Hungary	KOS Hubert	M
		SZABO Szebasztian	M
		UGRAI Panna	F
		PADAR Nikolett	F
		ABRAHAM Minna	F
		MAGDA Boldizsar	M
SILVER	POL - Poland	SZABADOS Bence	M
		CHOWANIEC Mateusz	M
		SIERADZKI Kamil	M
		FAMULOK Zuzanna	F
		FIEDKIEWICZ Kornelia	F
		DUDYS Dominik	M
		GUSC Wiktoria	F
		PISZCZOROWICZ Bartosz	M
POLANSKA Aleksandra	F		
BRONZE	GER - Germany	WREDE Martin	M
		VARJASI Peter	M
		MAIER Nicole	F
		JAZY Nina Sandrine	F
		EIDAM Ole Mats	M
		KULLMANN Leonie Marlen	F
		WERNER Maya	F

**Note:**  
The first four athletes for each NAT competed in the final.

**Legend:**  
F Female M Male

Official Timekeeping by Omega



Event 34  
22 JUN 2024 - 9:30

Men's 50m Freestyle

Heats

### Results Summary

Event Number 34

	Record	Name	NAT Code	Location	Date
<b>WR</b>	20.91	CIELO FILHO Cesar	BRA	Sao Paulo (BRA)	18 DEC 2009
<b>ER</b>	20.94	BOUSQUET Frederick	FRA	Montpellier (FRA)	26 APR 2009
<b>CR</b>	21.11	PROUD Benjamin	GBR	Glasgow (GBR)	8 AUG 2018

Rank	Heat	Lane	Name	NAT Code	Date of Birth	R.T.	Time	Time Behind
1	1	3	RYAN Shane	IRL	27 JAN 1994	0.64	<b>21.82</b>	<b>Q</b>
2	9	5	GKOLOMEEV Kristian	GRE	4 JUL 1993	0.68	<b>21.95</b>	0.13 <b>Q</b>
3	4	7	SAKCI Huseyin Emre	TUR	15 NOV 1997	0.63	<b>22.09</b>	0.27 <b>Q</b>
4	7	5	BARNA Andrej	SRB	6 MAR 1998	0.63	<b>22.10</b>	0.28 <b>Q</b>
=5	8	2	BAIN Calum	IRL	27 DEC 1996	0.65	<b>22.11</b>	0.29 <b>Q</b>
=5	9	8	LUDWICZAK Piotr	POL	1 MAY 1996	0.69	<b>22.11</b>	0.29 <b>Q</b>
7	7	7	GIGLER Heiko	AUT	17 JUN 1996	0.63	<b>22.12</b>	0.30 <b>Q</b>
8	7	3	KARTAVI Martin	ISR	9 MAR 2004	0.64	<b>22.19</b>	0.37 <b>Q</b>
=9	7	2	JURASZEK Pawel	POL	8 OCT 1994	0.65	<b>22.21</b>	0.39 <b>Q</b>
=9	7	4	SZABO Szebasztian	HUN	11 MAR 1996	0.64	<b>22.21</b>	0.39 <b>Q</b>
=11	8	6	HRIBAR Jere	CRO	19 JAN 2004	0.72	<b>22.22</b>	0.40 <b>Q</b>
=11	9	4	BUKHOV Vladyslav	UKR	5 JUL 2002	0.71	<b>22.22</b>	0.40 <b>Q</b>
=11	9	7	FABIANI Remi Noel Claude	LUX	13 NOV 2001	0.64	<b>22.22</b>	0.40 <b>Q</b>
14	8	4	SEELIGER Bjorn	SWE	11 JAN 2000	0.67	<b>22.25</b>	0.43 <b>Q</b>
15	8	5	BILAS Stergios Marios	GRE	21 NOV 2001	0.63	<b>22.26</b>	0.44 <b>Q</b>
16	8	7	DUSA Matej	SVK	10 JUL 2000	0.58	<b>22.27</b>	0.45 <b>Q</b>
=17	5	6	CVETKO Luka	CRO	27 JUN 2000	0.66	<b>22.33</b>	0.51 <b>R?</b>
=17	7	8	KEBLYS Jokubas	LTU	18 JUL 2002	0.64	<b>22.33</b>	0.51 <b>R?</b>
19	7	6	MILJENIC Nikola	CRO	19 MAY 1998	0.66	<b>22.34</b>	0.52
20	6	6	ZAITSEV Daniel	EST	13 DEC 1997	0.63	<b>22.37</b>	0.55
21	8	8	CHOWANIEC Mateusz	POL	3 OCT 2003	0.60	<b>22.39</b>	0.57
22	6	8	ACIN Nikola	SRB	19 DEC 1999	0.68	<b>22.42</b>	0.60
=23	8	1	MELADINIS Odyssefs	GRE	5 APR 1990	0.71	<b>22.45</b>	0.63
=23	9	2	BRATANOV Kaloyan	BUL	24 JUL 2000	0.65	<b>22.45</b>	0.63
25	9	9	SZABADOS Bence	HUN	29 SEP 2001	0.64	<b>22.47</b>	0.65
26	6	5	RATIU George-Adrian	ROU	23 APR 2000	0.67	<b>22.49</b>	0.67
27	6	7	TEXTOR-BROCH William	DEN	8 OCT 2001	0.66	<b>22.50</b>	0.68
28	5	3	FRY Calvin	GBR	1 JUL 2004	0.65	<b>22.51</b>	0.69
29	7	0	LINNYK Illia	UKR	14 MAR 2001	0.66	<b>22.53</b>	0.71
30	6	2	MAKINEN Kalle	FIN	14 MAR 2002	0.70	<b>22.54</b>	0.72
31	9	0	PERSSON Elias	SWE	3 APR 2002	0.64	<b>22.56</b>	0.74
32	7	9	DALEIDEN CIUFERRI Ralph	LUX	25 MAR 2003	0.58	<b>22.60</b>	0.78
33	8	3	SELIN Artem	GER	21 MAY 2002	0.63	<b>22.61</b>	0.79
34	6	4	MOLLER Frederik	DEN	9 FEB 2002	0.61	<b>22.67</b>	0.85
35	4	6	LENTZ Frederik Riedel	DEN	25 OCT 2001	0.59	<b>22.68</b>	0.86
36	5	2	WREDE Martin	GER	15 JAN 2005	0.68	<b>22.71</b>	0.89
37	6	1	VARJASI Peter	GER	18 JAN 2000	0.66	<b>22.74</b>	0.92
38	9	6	LIA Nicholas	NOR	13 FEB 2001	0.57	<b>22.75</b>	0.93
39	8	0	EIDAM Ole Mats	GER	15 MAR 2003	0.64	<b>22.79</b>	0.97
=40	5	4	MICALLEF Kyle	MLT	20 JUN 2001	0.61	<b>22.80</b>	0.98
=40	6	3	PAINTER Alexander	GBR	19 SEP 2004	0.62	<b>22.80</b>	0.98
42	4	8	HOLMQUIST Marcus	SWE	5 FEB 2000	0.64	<b>22.81</b>	0.99

Official Timekeeping by Omega



Event 34  
22 JUN 2024 - 9:30

Men's 50m Freestyle

Heats

### Results Summary


Event Number 34

Rank	Heat	Lane	Name	NAT Code	Date of Birth	R.T.	Time	Time Behind
43	7	1	LIUKKONEN Ari-Pekka	FIN	9 FEB 1989	0.69	22.85	1.03
44	4	4	MESETOVIC Adi	BIH	30 APR 1997	0.65	22.86	1.04
45	8	9	TISTAN Tibor	SVK	27 MAY 2003	0.67	22.87	1.05
46	4	5	AHTIAINEN Alex	EST	27 JAN 2001	0.62	22.88	1.06
=47	5	5	CVETKOV Justin	SRB	12 JUN 2007	0.68	22.90	1.08
=47	5	8	DINU Patrick-Sebastian	ROU	12 JUN 2005	0.68	22.90	1.08
49	6	0	TRIBUNTSOV Ralf	EST	22 SEP 1994	0.68	22.91	1.09
50	4	9	OPATRIL Leon	AUT	4 DEC 2003	0.62	22.92	1.10
51	4	1	BARSEGHYAN Artur	ARM	29 MAR 2002	0.65	22.94	1.12
52	5	7	HENX Julien	LUX	20 JUN 1995	0.66	22.95	1.13
53	5	1	NANKOV Deniel	BUL	2 JAN 2003	0.62	22.97	1.15
=54	2	2	AGUSTSSON Einar Margeir	ISL	11 JUL 2005	0.61	23.09	1.27
=54	5	9	VERSCHOOTEN Leo	BEL	26 MAR 2006	0.61	23.09	1.27
56	4	3	SOGAARD-ANDERSEN Oliver	DEN	24 OCT 2003	0.65	23.11	1.29
57	2	6	CURGELIS Valerijs	LAT	23 OCT 2005	0.68	23.15	1.33
58	3	0	STATKEVICIUS Simon Elias	ISL	24 DEC 2003	0.75	23.17	1.35
=59	3	9	SERDAREVIC Lovro	CRO	22 SEP 2003	0.69	23.18	1.36
=59	4	2	POPOVIC Petar	SRB	7 JUN 2006	0.64	23.18	1.36
61	4	0	VAN HOOYDONCK Vincent	BEL	2 FEB 2007	0.69	23.26	1.44
62	3	8	SEFL Jan	CZE	10 MAY 1990	0.66	23.36	1.54
63	2	5	KOXHAKU Grisi	ALB	24 MAR 2006	0.64	23.38	1.56
64	2	4	BEHAR Tiago	SUI	5 MAR 2002	0.67	23.48	1.66
65	3	3	SZILAGYI AR	ROU	20 FEB 1998	0.61	23.54	1.72
66	5	0	TEBITE Oisin	IRL	28 JAN 2005	0.61	23.58	1.76
67	3	5	MASO Alaa	ERT	1 JAN 2000	0.68	23.67	1.85
68	2	8	JANKOVSKI Jovan	MKD	18 JAN 2006	0.60	23.74	1.92
69	3	2	TRAMPITSCH Alexander	AUT	5 FEB 1999	0.63	23.80	1.98
70	2	1	EIDESGAARD BE	FRO	10 JUN 2003	0.67	23.85	2.03
71	3	1	NURKIC KACAPOR Mak Edvin	BIH	27 AUG 2005	0.63	24.03	2.21
72	2	7	REISEN BRAGA SOARE	LUX	7 OCT 2003	0.65	24.09	2.27
73	1	4	PRISKA Paolo	ALB	15 SEP 2004	0.61	24.25	2.43
74	1	5	TRAJANOVSKI Nikola	MKD	16 OCT 2002	0.64	24.27	2.45
		2	LOMERO ARENAS Bernat	AND	28 DEC 1997		DNS	
		3	EDL Lukas	AUT	14 NOV 2006		DNS	
		3	GRACIK Daniel	CZE	15 OCT 2004		DNS	
		6	ELIASSON Isak	SWE	22 JAN 1996		DNS	
		9	CZERNIAK Konrad	POL	11 JUL 1989		DNS	
		9	MILAK Kristof	HUN	20 FEB 2000		DNS	

**Legend:**

=	Equal rank	CR	Championship Record	DNS	Did Not Start
ER	European Record	Q	Qualified for next phase	R.T.	Reaction Time
R?	Involved in swim-off (reserve)	WR	World Record		

Official Timekeeping by Omega



Event 334  
22 JUN 2024 - 10:40

Men's 50m Freestyle

Heats Swim-off

## Results

Event Number 34

	Record	Name	NAT Code	Location	Date
<b>WR</b>	20.91	CIELO FILHO Cesar	BRA	Sao Paulo (BRA)	18 DEC 2009
<b>ER</b>	20.94	BOUSQUET Frederick	FRA	Montpellier (FRA)	26 APR 2009
<b>CR</b>	21.11	PROUD Benjamin	GBR	Glasgow (GBR)	8 AUG 2018

Rank	Lane	Name	NAT Code	R.T.	Time	Time Behind
1	5	KEBLYS Jokubas	LTU	0.63	22.17	
2	4	CVETKO Luka	CRO	0.65	22.32	0.15

**Legend:**

**CR** Championship Record      **ER** European Record      **R.T.** Reaction Time      **WR** World Record

Official Timekeeping by Omega



Event 35  
22 JUN 2024 - 9:48

Women's 200m Butterfly

Heats

## Results Summary

Event Number 35

	Record	Splits			Name	NAT Code	Location	Date
<b>WR</b>	2:01.81	27.19	58.08	1:30.20	LIU Zige	CHN	Jinan (CHN)	21 OCT 2009
<b>ER</b>	2:04.27	28.71	1:00.71	1:32.78	HOSSZU Katinka	HUN	Rome (ITA)	29 JUL 2009
<b>CR</b>	2:04.79	28.76	1:00.63	1:32.61	BELMONTE GARCIA Mireia	ESP	Berlin (GER)	24 AUG 2014

Rank	Heat	Lane	Name	NAT Code	Date of Birth	R.T.	50m	100m	150m	Time	Time Behind
1	2	6	JAKABOS Zsuzsanna	HUN	3 APR 1989	0.70	29.26	1:01.68 32.42	1:35.12 33.44	<b>2:08.53</b> 33.41	<b>Q</b>
2	1	4	BACH Helena Rosendahl	DEN	12 JUN 2000	0.79	28.97	1:01.53 32.56	1:35.20 33.67	<b>2:09.39</b> 34.19	0.86 <b>Q</b>
3	2	5	TELEGDY KAPAS Boglarka	HUN	22 APR 1993	0.71	30.85	1:03.60 32.75	1:36.19 32.59	<b>2:09.51</b> 33.32	0.98 <b>Q</b>
4	1	5	SEBESTYEN Dalma	HUN	23 JAN 1997	0.71	28.90	1:01.85 32.95	1:36.57 34.72	<b>2:10.15</b> 33.58	1.62
5	2	3	HATHAZI Dora	HUN	16 DEC 2003	0.64	29.51	1:03.29 33.78	1:37.24 33.95	<b>2:11.91</b> 34.67	3.38
6	1	6	CREVAR Anja	SRB	24 MAY 2000	0.66	29.65	1:02.69 33.04	1:37.18 34.49	<b>2:12.10</b> 34.92	3.57 <b>Q</b>
7	1	3	DAMASIOTI Georgia	GRE	2 JUL 2003	0.69	29.13	1:03.40 34.27	1:38.03 34.63	<b>2:12.64</b> 34.61	4.11 <b>Q</b>
8	2	4	PUDAR Lana	BIH	19 JAN 2006	0.78	30.01	1:03.68 33.67	1:38.28 34.60	<b>2:13.00</b> 34.72	4.47 <b>Q</b>
9	2	1	LAHTINEN Laura	FIN	3 JUN 2003	0.70	29.32	1:03.16 33.84	1:37.71 34.55	<b>2:13.70</b> 35.99	5.17 <b>Q</b>
10	1	7	GRIEVE Lucy	GBR	6 MAR 2004	0.72	29.67	1:02.53 32.86	1:37.61 35.08	<b>2:13.73</b> 36.12	5.20 <b>Q</b>
11	1	1	FAIN Katja	SLO	31 AUG 2001	0.77	29.85	1:04.36 34.51	1:39.07 34.71	<b>2:14.91</b> 35.84	6.38 <b>Q</b>
12	1	2	AMINA Kajtaz	CRO	31 DEC 1996	0.68	29.64	1:03.50 33.86	1:38.38 34.88	<b>2:14.96</b> 36.58	6.43 <b>Q</b>
13	2	7	KNOP Aleksandra	POL	9 SEP 2003	0.69	30.51	1:04.68 34.17	1:39.56 34.88	<b>2:14.99</b> 35.43	6.46 <b>Q</b>
14	2	9	PAVLIK Fabienne	AUT	12 AUG 2004	0.75	30.38	1:04.20 33.82	1:39.62 35.42	<b>2:15.37</b> 35.75	6.84 <b>Q</b>
15	1	0	SOINI Aliisa	FIN	8 MAR 2007	0.73	30.08	1:04.70 34.62	1:39.32 34.62	<b>2:16.10</b> 36.78	7.57 <b>Q</b>
16	2	0	AVDIC Iman	BIH	23 SEP 2007	0.69	29.54	1:04.13 34.59	1:39.38 35.25	<b>2:16.14</b> 36.76	7.61 <b>Q</b>
17	2	8	SEKUTI Hana	SLO	26 OCT 2006	0.76	29.99	1:03.64 33.65	1:39.36 35.72	<b>2:16.48</b> 37.12	7.95 <b>Q</b>
18	1	8	BORER Fanny	SUI	7 APR 1996	0.77	30.92	1:05.50 34.58	1:41.53 36.03	<b>2:17.29</b> 35.76	8.76 <b>Q</b>
19	1	9	WINBLAD Tea	SWE	3 APR 2004	0.62	30.41	1:06.22 35.81	1:43.06 36.84	<b>2:19.95</b> 36.89	11.42 <b>R</b>
	2	2	POLONSKY Lea	ISR	25 MAY 2002					<b>DNS</b>	

Legend:							
<b>CR</b>	Championship Record	<b>DNS</b>	Did Not Start	<b>ER</b>	European Record	<b>Q</b>	Qualified for next phase
<b>R</b>	Reserve	<b>R.T.</b>	Reaction Time	<b>WR</b>	World Record		

Official Timekeeping by Omega



Event 36  
22 JUN 2024 - 9:56

Men's 100m Backstroke

Heats

## Results Summary

Event Number 36

	Record	Split	Name	NAT Code	Location	Date
<b>WR</b>	51.60	25.14	CECCON Thomas	ITA	Budapest (HUN)	20 JUN 2022
<b>ER</b>	51.60	25.14	CECCON Thomas	ITA	Budapest (HUN)	20 JUN 2022
<b>CR</b>	52.11	25.43	LACOURT Camille	FRA	Budapest (HUN)	10 AUG 2010

Rank	Heat	Lane	Name	NAT Code	Date of Birth	R.T.	50m	Time	Time Behind
1	3	3	STOKOWSKI Kacper	POL	6 JAN 1999	0.57	26.45	<b>54.04</b> 27.59	<b>Q</b>
2	4	4	MASIUK Ksawery	POL	17 DEC 2004	0.57	25.99	<b>54.28</b> 28.29	0.24 <b>Q</b>
3	3	4	JASZO Adam	HUN	5 JUL 2002	0.69	26.83	<b>54.49</b> 27.66	0.45 <b>Q</b>
4	3	2	WARD Matthew	GBR	8 MAY 2005	0.51	26.58	<b>54.56</b> 27.98	0.52 <b>Q</b>
5	4	3	ZHELTIKOV Oleksandr	UKR	15 NOV 2005	0.57	26.89	<b>54.60</b> 27.71	0.56 <b>Q</b>
6	4	6	FERGUSON Conor	IRL	11 OCT 1999	0.53	26.71	<b>54.74</b> 28.03	0.70 <b>Q</b>
=7	3	6	MAJERSKI Jakub	POL	18 AUG 2000	0.68	26.33	<b>54.86</b> 28.53	0.82
=7	5	4	CHRISTOU Apostolos	GRE	1 NOV 1996	0.61	26.37	<b>54.86</b> 28.49	0.82 <b>Q</b>
9	5	8	LAITAROVSKY Michael	ISR	15 AUG 1999	0.59	26.92	<b>54.94</b> 28.02	0.90 <b>Q</b>
10	3	5	BOLLIN Thierry	SUI	11 JAN 2000	0.64	26.64	<b>54.96</b> 28.32	0.92 <b>Q</b>
11	5	5	MAKRYGIANNIS Evangelos	GRE	18 JUN 2000	0.62	26.43	<b>55.09</b> 28.66	1.05 <b>Q</b>
=12	4	1	SKERRY Jack	GBR	17 NOV 2004	0.58	26.70	<b>55.11</b> 28.41	1.07 <b>Q</b>
=12	4	2	JAHN Cornelius	GER	5 JAN 2003	0.66	26.76	<b>55.11</b> 28.35	1.07 <b>Q</b>
14	4	5	MARAANA Adam	ISR	7 JUL 2003	0.54	26.34	<b>55.18</b> 28.84	1.14 <b>Q</b>
15	5	2	POPESCU Denis-Laurean	ROU	17 JUL 2003	0.61	27.03	<b>55.65</b> 28.62	1.61 <b>Q</b>
16	3	1	SHUSTER Tomer Yakov	ISR	14 JUL 2004	0.59	26.75	<b>55.67</b> 28.92	1.63
17	4	8	DANZIGER Inbar Ono	ISR	1 JAN 2004	0.57	27.17	<b>55.74</b> 28.57	1.70
18	3	9	VERRETH Noah	BEL	28 JUL 2005	0.58	27.17	<b>55.79</b> 28.62	1.75 <b>Q</b>
19	4	7	LIE Markus	NOR	21 JUN 1995	0.55	26.76	<b>55.97</b> 29.21	1.93 <b>Q</b>
20	5	0	LEVTEROV Kaloyan	BUL	8 FEB 2003	0.62	27.18	<b>56.08</b> 28.90	2.04 <b>R</b>
21	3	0	KAWECKI Radoslaw	POL	16 AUG 1991	0.65	27.01	<b>56.14</b> 29.13	2.10
22	5	9	DITTRICH Moritz	AUT	23 AUG 2001	0.59	27.11	<b>56.24</b> 29.13	2.20 <b>R</b>
23	3	8	DIENER Christian Erik	GER	3 JUN 1993	0.61	26.58	<b>56.31</b> 29.73	2.27

Official Timekeeping by Omega



Event 36  
22 JUN 2024 - 9:56

Men's 100m Backstroke

Heats

### Results Summary

Event Number 36

Rank	Heat	Lane	Name	NAT Code	Date of Birth	R.T.	50m	Time	Time Behind
24	2	3	KOVACEVIC Ognjen	SRB	16 NOV 2005	0.61	27.30	<b>56.44</b> 29.14	2.40
25	2	4	BUCCA Flavio	SUI	15 APR 2005	0.60	27.31	<b>56.52</b> 29.21	2.48
26	5	7	SATIR Mert Ali	TUR	29 JUN 2001	0.61	27.78	<b>56.73</b> 28.95	2.69
27	1	4	JOVANOVIC Luka	SRB	2 OCT 2007	0.60	27.48	<b>57.03</b> 29.55	2.99
28	2	5	PEDERSEN REF	DEN	11 MAR 2005	0.58	27.64	<b>57.19</b> 29.55	3.15
29	2	8	SENICA PAVLETIC Primoz	SLO	14 JAN 2001	0.68	28.05	<b>57.21</b> 29.16	3.17
30	2	2	DOKMANOVIC Nikola	SRB	4 APR 2005	0.66	27.63	<b>57.55</b> 29.92	3.51
31	4	9	DRAGOJLOVIC Djordje	SRB	24 FEB 2002	0.64	27.23	<b>57.57</b> 30.34	3.53
32	2	6	HASIBOVIC SIROTANO	BIH	20 DEC 2003	0.60	27.86	<b>57.91</b> 30.05	3.87
33	2	7	NURKIC KACAPOR Mak Edvin	BIH	27 AUG 2005	0.58	28.31	<b>57.98</b> 29.67	3.94
34	2	1	LAVDANITI Zhulian	ALB	17 MAR 2003	0.60	27.75	<b>58.37</b> 30.62	4.33
35	1	3	ALGULIEV Rashad	AZE	14 JUN 2004	0.57	28.47	<b>59.00</b> 30.53	4.96
36	1	5	KOXHAKU Grisi	ALB	24 MAR 2006	0.63	28.58	<b>59.27</b> 30.69	5.23
	3	7	REITSHAMMER Bernhard	AUT	17 JUN 1994			<b>DNS</b>	
	4	0	TORNQVIST Samuel	SWE	5 NOV 1997			<b>DNS</b>	
	5	1	BUCHER Simon	AUT	23 MAY 2000			<b>DNS</b>	
	5	3	KOVACS Benedek	HUN	18 MAY 1998			<b>DNS</b>	
	5	6	TELEGDY Adam	HUN	1 NOV 1995			<b>DNS</b>	

**Legend:**

=	Equal rank	CR	Championship Record	DNS	Did Not Start	ER	European Record
Q	Qualified for next phase	R	Reserve	R.T.	Reaction Time	WR	World Record

Official Timekeeping by Omega





Event 37  
22 JUN 2024 - 10:09

Women's 50m Breaststroke

Heats

### Results Summary

Event Number 37


Record	Name	NAT Code	Location	Date
WR	29.16 MEILUTYTE Ruta	LTU	Fukuoka (JPN)	30 JUL 2023
ER	29.16 MEILUTYTE Ruta	LTU	Fukuoka (JPN)	30 JUL 2023
CR	29.30 PILATO Benedetta	ITA	Budapest (HUN)	22 MAY 2021

Rank	Heat	Lane	Name	NAT Code	Date of Birth	R.T.	Time	Time Behind
1	3	4	KIVIRINTA Veera	FIN	6 APR 1995	0.71	<b>30.58</b>	<b>Q</b>
2	3	5	RODRIGUES Ana	POR	21 APR 1994	0.65	<b>30.90</b>	0.32 <b>Q</b>
3	1	5	NIKOLOVA Teya	BUL	17 APR 2005	0.66	<b>31.17</b>	0.59 <b>Q</b>
4	2	4	HULKKO Ida	FIN	12 DEC 1998	0.67	<b>31.20</b>	0.62 <b>Q</b>
5	1	4	SZTANDERA Dominika	POL	19 JAN 1997	0.61	<b>31.21</b>	0.63 <b>Q</b>
6	3	3	KLINT IPSA Olivia	SWE	13 MAR 2005	0.66	<b>31.23</b>	0.65 <b>Q</b>
7	1	3	DRASIDOU Maria Thaleia	GRE	26 JAN 1995	0.69	<b>31.33</b>	0.75 <b>Q</b>
8	2	6	METSAKONKOLA Kiia	FIN	19 JUL 2005	0.70	<b>31.46</b>	0.88
9	2	8	CELIK Tina	SLO	24 APR 2001	0.67	<b>31.49</b>	0.91 <b>Q</b>
10	1	6	MATAJA Meri	CRO	7 MAR 2004	0.67	<b>31.55</b>	0.97 <b>Q</b>
11	3	7	ROMANJUK Maria	EST	15 AUG 1996	0.67	<b>31.58</b>	1.00 <b>Q</b>
12	2	3	TABOR Schastine	DEN	18 FEB 2005	0.65	<b>31.69</b>	1.11 <b>Q</b>
13	3	6	FAST Emelie	SWE	20 FEB 2004	0.65	<b>31.70</b>	1.12 <b>Q</b>
14	2	5	SLYNGSTADLI SR	NOR	1 APR 2004	0.70	<b>31.71</b>	1.13 <b>Q</b>
15	3	2	ANGELAKI Chara	GRE	20 OCT 2004	0.70	<b>31.80</b>	1.22 <b>Q</b>
16	1	7	THORMALM Klara	SWE	29 MAR 1998	0.69	<b>31.83</b>	1.25
17	2	7	VOVK Tara	SLO	15 FEB 2000	0.70	<b>31.84</b>	1.26 <b>Q</b>
=18	1	1	PETKOVA Diana	BUL	10 JUN 2000	0.76	<b>31.94</b>	1.36 <b>?</b>
=18	3	8	HORSKA Kristyna	CZE	30 SEP 1997	0.71	<b>31.94</b>	1.36 <b>?</b>
20	1	2	MURTO Anniina	FIN	28 SEP 2001	0.68	<b>32.25</b>	1.67
21	2	2	PODMANIKOVA Andrea	SVK	23 FEB 1998	0.66	<b>32.28</b>	1.70 <b>R</b>
22	2	1	COYNE Niamh	IRL	22 JUN 2001	0.69	<b>32.52</b>	1.94
23	1	8	INGOLFSDOTTIR Birgitta	ISL	22 OCT 2005	0.74	<b>32.55</b>	1.97
24	3	1	FUGLSANG Anna Munk	DEN	22 NOV 2005	0.69	<b>32.70</b>	2.12
25	3	0	BUKVIC Martina	SRB	24 MAY 2006	0.69	<b>32.94</b>	2.36
26	2	0	TRNIKOVA Nikoleta	SVK	29 JUL 2002	0.65	<b>32.95</b>	2.37
27	1	0	GJOKA Stella	ALB	29 SEP 2007	0.61	<b>33.70</b>	3.12

**Legend:**

?	Involved in swim-off	=	Equal rank	CR	Championship Record	ER	European Record
Q	Qualified for next phase	R	Reserve	R.T.	Reaction Time	WR	World Record

Official Timekeeping by Omega



Event 337  
22 JUN 2024 - 10:41

Women's 50m Breaststroke

Heats Swim-off

### Results

Event Number 37


	Record	Name	NAT Code	Location	Date
<b>WR</b>	29.16	MEILUTYTE Ruta	LTU	Fukuoka (JPN)	30 JUL 2023
<b>ER</b>	29.16	MEILUTYTE Ruta	LTU	Fukuoka (JPN)	30 JUL 2023
<b>CR</b>	29.30	PILATO Benedetta	ITA	Budapest (HUN)	22 MAY 2021

Rank	Lane	Name	NAT Code	R.T.	Time	Time Behind
1	4	PETKOVA Diana	BUL	0.73	31.78	
2	5	HORSKA Kristyna	CZE	0.69	31.97	0.19

**Legend:**

**CR** Championship Record    **ER** European Record    **R.T.** Reaction Time    **WR** World Record

Official Timekeeping by Omega



**Event 38**  
22 JUN 2024 - 10:15

**Men's 200m Individual Medley**

**Heats**

## Results Summary


Event Number 38

	Record	Splits		Name	NAT Code	Location	Date	
<b>WR</b>	1:54.00	24.89	53.48	1:26.51	LOCHTE Ryan	USA	Shanghai (CHN)	28 JUL 2011
<b>ER</b>	1:54.82	24.94	53.60	1:26.54	MARCHAND Leon	FRA	Fukuoka (JPN)	27 JUL 2023
<b>CR</b>	1:56.66	25.42	54.86	1:28.53	CSEH Laszlo	HUN	Debrecen (HUN)	23 MAY 2012

Rank	Heat	Lane	Name	NAT Code	Date of Birth	R.T.	50m	100m	150m	Time	Time Behind
1	3	4	KOS Hubert	HUN	28 MAR 2003	0.59	25.25	54.57	1:29.65	<b>1:58.75</b>	<b>Q</b>
								29.32	35.08	29.10	
2	4	3	TOROK Dominik	HUN	16 JUN 2002	0.66	25.54	56.81	1:30.95	<b>1:59.11</b>	0.36 <b>Q</b>
								31.27	34.14	28.16	
3	4	4	ZOMBORI Gabor	HUN	8 OCT 2002	0.66	25.32	55.92	1:30.82	<b>1:59.52</b>	0.77
								30.60	34.90	28.70	
4	4	5	POLONSKY Ron	ISR	28 MAR 2001	0.69	25.91	55.55	1:30.36	<b>1:59.57</b>	0.82 <b>Q</b>
								29.64	34.81	29.21	
5	3	3	HOLLO Balazs	HUN	10 FEB 1999	0.67	25.44	56.36	1:30.95	<b>1:59.76</b>	1.01
								30.92	34.59	28.81	
6	3	6	NAUMENKO Vadym	UKR	23 JAN 2003	0.64	25.89	56.55	1:31.70	<b>2:00.97</b>	2.22 <b>Q</b>
								30.66	35.15	29.27	
7	2	2	GIOURTZIDIS Daniil	GRE	16 DEC 2002	0.72	26.70	58.10	1:32.58	<b>2:01.01</b>	2.26 <b>Q</b>
								31.40	34.48	28.43	
8	2	4	DESPLANCHES Jeremy	SUI	7 AUG 1994	0.61	25.58	56.41	1:31.66	<b>2:01.32</b>	2.57 <b>Q</b>
								30.83	35.25	29.66	
9	2	6	TOUMARKIN Yakov Yan	ISR	15 FEB 1992	0.65	25.55	55.64	1:30.88	<b>2:01.33</b>	2.58 <b>Q</b>
								30.09	35.24	30.45	
10	4	6	VAZAIOS Andreas	GRE	9 MAY 1994	0.62	26.26	56.62	1:32.42	<b>2:01.39</b>	2.64 <b>Q</b>
								30.36	35.80	28.97	
11	2	3	BEN SHITRIT Eitan	ISR	2 JUN 2003	0.66	26.03	56.59	1:31.93	<b>2:01.41</b>	2.66
								30.56	35.34	29.48	
12	3	5	SAKA Berke	TUR	9 JUL 2003	0.68	25.73	56.18	1:31.61	<b>2:01.50</b>	2.75 <b>Q</b>
								30.45	35.43	29.89	
13	2	5	LOPES Gabriel	POR	15 MAY 1997	0.58	25.67	56.26	1:30.99	<b>2:01.51</b>	2.76 <b>Q</b>
								30.59	34.73	30.52	
14	4	7	GARTMANN Gian-Luca	SUI	10 JUN 2003	0.63	25.93	56.68	1:32.96	<b>2:01.58</b>	2.83 <b>Q</b>
								30.75	36.28	28.62	
15	3	7	FERS ERZEN Anze	SLO	3 MAR 1999	0.66	26.38	57.08	1:32.50	<b>2:01.95</b>	3.20 <b>Q</b>
								30.70	35.42	29.45	
16	4	1	LUNAK Sebastian	CZE	12 JAN 2002	0.66	25.56	56.60	1:32.53	<b>2:02.26</b>	3.51 <b>Q</b>
								31.04	35.93	29.73	
17	3	2	ZOBEL Marius	GER	18 NOV 1999	0.72	26.49	58.57	1:33.53	<b>2:03.17</b>	4.42 <b>Q</b>
								32.08	34.96	29.64	
18	4	2	WENDLAND Finn	GER	18 JUN 2005	0.75	26.23	57.23	1:32.99	<b>2:03.24</b>	4.49 <b>Q</b>
								31.00	35.76	30.25	
19	3	8	BARCOT Juraj	CRO	24 JUL 2005	0.72	26.70	57.97	1:34.24	<b>2:03.39</b>	4.64 <b>Q</b>
								31.27	36.27	29.15	
20	3	1	TORNQVIST Samuel	SWE	5 NOV 1997	0.69	26.47	57.81	1:33.48	<b>2:03.80</b>	5.05 <b>R</b>
								31.34	35.67	30.32	
21	3	9	HALBEISEN Max	AUT	25 SEP 2003	0.66	26.47	57.59	1:34.42	<b>2:04.39</b>	5.64 <b>R</b>
								31.12	36.83	29.97	
22	1	4	TOSCAN Marius	SUI	17 JAN 2002	0.70	26.87	58.62	1:35.45	<b>2:04.44</b>	5.69
								31.75	36.83	28.99	
23	2	0	BRANKARR Ronny	FIN	11 JUL 2002	0.68	26.01	57.35	1:33.42	<b>2:04.54</b>	5.79
								31.34	36.07	31.12	

Official Timekeeping by Omega





**Event 38**  
22 JUN 2024 - 10:15

Men's 200m Individual Medley

Heats

### Results Summary


Event Number 38

Rank	Heat	Lane	Name	NAT Code	Date of Birth	R.T.	50m	100m	150m	Time	Time Behind
24	2	9	HRABAROV Oleksii	UKR	15 MAY 2005	0.75	26.89	58.94	1:35.33	<b>2:04.88</b>	6.13
								32.05	36.39	29.55	
25	2	8	NAGY Richard	SVK	9 MAR 1993	0.68	26.91	1:00.09	1:36.30	<b>2:04.89</b>	6.14
								33.18	36.21	28.59	
26	4	9	MIKELSONS Kristaps	LAT	24 FEB 2004	0.75	26.14	57.77	1:34.77	<b>2:05.21</b>	6.46
								31.63	37.00	30.44	
27	1	5	KERMANS Ronens	LAT	15 APR 2004	0.70	26.69	58.69	1:36.15	<b>2:05.85</b>	7.10
								32.00	37.46	29.70	
28	4	0	KEMP Finn Murray Moses	LUX	17 APR 2005	0.69	26.48	59.86	1:35.37	<b>2:06.22</b>	7.47
								33.38	35.51	30.85	
29	1	6	BAUMGARTNER Moritz	AUT	15 JAN 2005	0.69	27.11	58.98	1:36.70	<b>2:07.00</b>	8.25
								31.87	37.72	30.30	
30	2	7	GLIVINSKIY Alexey	ISR	23 SEP 2004	0.65	25.84	1:00.36	1:37.35	<b>2:07.90</b>	9.15
								34.52	36.99	30.55	
31	1	3	RADJENOVIC Matija	SRB	9 JAN 2006	0.66	28.60	1:02.97	1:39.54	<b>2:11.09</b>	12.34
								34.37	36.57	31.55	
	4	8	SCHMIDT Danny	GER	15 OCT 2001					<b>DNS</b>	
	2	1	BURSA Jakub	CZE	17 JAN 2003					<b>DSQ</b>	
	3	0	JABLČNIK Frantisek	SVK	23 OCT 2003					<b>DSQ</b>	

<b>Legend:</b>							
<b>CR</b>	Championship Record	<b>DNS</b>	Did Not Start	<b>DSQ</b>	Disqualified	<b>ER</b>	European Record
<b>Q</b>	Qualified for next phase	<b>R</b>	Reserve	<b>R.T.</b>	Reaction Time	<b>WR</b>	World Record

Official Timekeeping by Omega





Event 39  
22 JUN 2024 - 10:30

Mixed 4x200m Freestyle

Heats

## Results Summary

Event Number 39


	Record	Splits			NAT (Relay)	Location	Date
ER	7:22.33				BEST TIME		
CR	7:26.67	1:46.54	3:31.97	5:28.64	GBR - Great Britain	Budapest (HUN)	18 MAY 2021

Rank	Heat	Lane	NAT / Name	Gender	R.T.	50m	100m	150m	200m	Time	Time Behind
1	1	1	<b>HUN - Hungary</b>							<b>7:49.97</b>	<b>Q</b>
			KOVACS Attila	M	0.67	26.03	53.78	1:22.65	1:50.83		
			MAGDA Boldizsar	M	0.52	24.54	52.86	1:22.30	1:51.63	3:42.46	
			MOLNAR Dora	F	0.37	27.32	57.48	1:28.98	2:00.18	5:42.64	
			PADAR Nikolett	F	0.50	28.80	1:01.22	1:34.20	2:07.33		
2	1	8	<b>POL - Poland</b>							<b>7:55.61</b>	5.64 <b>Q</b>
			PISZCZOROWICZ Bartosz	M	0.70	25.47	53.27	1:22.23	1:50.40		
			DUDYS Dominik	M	0.25	24.73	54.17	1:23.66	1:51.27	3:41.67	
			GUSC Wiktorja	F	0.38	28.08	58.96	1:31.28	2:02.62	5:44.29	
			KNOP Aleksandra	F	0.42	29.56	1:02.71	1:37.41	2:11.32		
3	1	5	<b>GER - Germany</b>							<b>7:56.43</b>	6.46 <b>Q</b>
			BASCHNITT Jarno	M	0.73	25.64	53.86	1:22.79	1:50.78		
			PESCHKE Philipp	M	0.31	26.37	56.24	1:27.13	1:55.32	3:46.10	
			KULLMANN Leonie Marlen	F	0.45	29.76	1:01.87	1:34.57	2:06.51	5:52.61	
			MAIER Nicole	F	0.36	28.17	59.72	1:31.96	2:03.82		
4	1	4	<b>SRB - Serbia</b>							<b>7:58.07</b>	8.10 <b>Q</b>
			RATKOV Nikola	M	0.76	25.57	53.59	1:22.65	1:51.76		
			PILIPOVIC Ognjen	M	0.62	27.04	56.90	1:25.79	1:53.68	3:45.44	
			VIACAVA Giulia Jana	F	0.29	29.90	1:01.82	1:34.68	2:06.89	5:52.33	
			MILUTINOVIC Katarina	F	0.40	28.92	1:01.39	1:33.65	2:05.74		
5	1	9	<b>SLO - Slovenia</b>							<b>7:58.98</b>	9.01 <b>Q</b>
			SEGEL Janja	F	0.73	27.85	58.03	1:28.86	1:59.60		
			BOSKAN Saso	M	0.30	25.97	54.53	1:24.17	1:54.19	3:53.79	
			FURLAN STULAR Arne	M	0.45	25.51	53.55	1:23.60	1:54.09	5:47.88	
			FAIN Katja	F	0.58	31.20	1:04.87	1:38.42	2:11.10		
	1	0	<b>FIN - Finland</b>							<b>DNS</b>	
	1	2	<b>SVK - Slovakia</b>							<b>DNS</b>	
	1	3	<b>ISR - Israel</b>							<b>DNS</b>	
	1	6	<b>SWE - Sweden</b>							<b>DNS</b>	
	1	7	<b>BUL - Bulgaria</b>							<b>DNS</b>	

#### Legend:

<b>CR</b>	Championship Record	<b>DNS</b>	Did Not Start	<b>ER</b>	European Record	<b>F</b>	Female
<b>M</b>	Male	<b>Q</b>	Qualified for next phase	<b>R.T.</b>	Reaction Time		

Official Timekeeping by Omega



## Results

### Event Number 27

	Record	Name	NAT Code	Location	Date
<b>WR</b>	23.61	SJOESTROEM Sarah	SWE	Fukuoka (JPN)	29 JUL 2023
<b>ER</b>	23.61	SJOESTROEM Sarah	SWE	Fukuoka (JPN)	29 JUL 2023
<b>CR</b>	23.74	SJOSTROM Sarah	SWE	Glasgow (GBR)	4 AUG 2018

Rank	Lane	Name	NAT Code	R.T.	Time	Time Behind
1	5	SENANSZKY Petra	HUN	0.67	<b>24.56</b>	
2	8	DRAKOU Theodora	GRE	0.61	<b>24.59</b>	0.03
3	6	JENSEN Julie Kepp	DEN	0.67	<b>24.79</b>	0.23
4	7	FIEDKIEWICZ Kornelia	POL	0.63	<b>24.82</b>	0.26
5	4	PAVALIC Jana	CRO	0.65	<b>24.85</b>	0.29
6	2	ANTONIOU Kalia	CYP	0.68	<b>25.13</b>	0.57
7	1	FELSNER Jessica Christina	GER	0.63	<b>25.19</b>	0.63
8	3	JANICKOVA Barbora	CZE	0.68	<b>25.38</b>	0.82

**Legend:**

**CR** Championship Record      **ER** European Record      **R.T.** Reaction Time      **WR** World Record

Official Timekeeping by Omega



## Results

### Event Number 28

	Record	Name	NAT Code	Location	Date
<b>WR</b>	25.95	PEATY Adam	GBR	Budapest (HUN)	25 JUL 2017
<b>ER</b>	25.95	PEATY Adam	GBR	Budapest (HUN)	25 JUL 2017
<b>CR</b>	26.09	PEATY Adam	GBR	Glasgow (GBR)	8 AUG 2018

Rank	Lane	Name	NAT Code	R.T.	Time	Time Behind
1	4	<b>SAKCI Huseyin Emre</b>	TUR	0.64	<b>26.92</b>	
2	3	<b>DE GEUS Noel</b>	GER	0.67	<b>26.93</b>	0.01
3	6	<b>PITSHUGIN Kristian</b>	ISR	0.56	<b>27.02</b>	0.10
4	5	<b>REITSHAMMER Bernhard</b>	AUT	0.66	<b>27.07</b>	0.15
5	7	<b>GIGLER Heiko</b>	AUT	0.62	<b>27.25</b>	0.33
6	8	<b>ALLAHVERDI Nusrat</b>	TUR	0.69	<b>27.35</b>	0.43
7	1	<b>STEVENS Peter John</b>	SLO	0.60	<b>27.39</b>	0.47
	2	<b>LISOVETS Volodymyr</b>	UKR		<b>DSQ</b>	

**Legend:**

<b>CR</b>	Championship Record	<b>DSQ</b>	Disqualified	<b>ER</b>	European Record	<b>R.T.</b>	Reaction Time
<b>WR</b>	World Record						

Official Timekeeping by Omega



## Results

### Event Number 29

	Record	Split	Name	NAT Code	Location	Date
<b>WR</b>	57.13	27.94	SMITH Regan	USA	Indianapolis, IN (USA)	18 JUN 2024
<b>ER</b>	58.08	28.23	DAWSON Kathleen	GBR	Budapest (HUN)	23 MAY 2021
<b>CR</b>	58.08	28.23	DAWSON Kathleen	GBR	Budapest (HUN)	23 MAY 2021

Rank	Lane	Name	NAT Code	R.T.	50m	Time	Time Behind
1	3	PISKORSKA Adela	POL	0.65	(1) 28.85	<b>59.79</b> 30.94	
2	5	HILL Danielle	IRL	0.50	(2) 29.00	<b>1:00.19</b> 31.19	0.40
3	4	VANOTTERDIJK Roos	BEL	0.53	(4) 29.31	<b>1:00.58</b> 31.27	0.79
4	2	SHARAFUTDINOVA Nika	UKR	0.59	(3) 29.26	<b>1:00.91</b> 31.65	1.12
5	6	CULLEN Lottie	IRL	0.61	(7) 29.74	<b>1:01.03</b> 31.29	1.24
6	8	KOMOROCZY Lora	HUN	0.56	(6) 29.67	<b>1:01.36</b> 31.69	1.57
7	7	ROSVALL Hanna	SWE	0.65	(5) 29.60	<b>1:01.39</b> 31.79	1.60
8	1	MOLNAR Dora	HUN	0.58	(8) 29.76	<b>1:01.46</b> 31.70	1.67

<b>Legend:</b>	<b>CR</b> Championship Record	<b>ER</b> European Record	<b>R.T.</b> Reaction Time	<b>WR</b> World Record
----------------	-------------------------------	---------------------------	---------------------------	------------------------

Official Timekeeping by Omega





Event 130  
22 JUN 2024 - 18:30

Men's 200m Butterfly

Final

## Results

Event Number 30

	Record	Splits		Name	NAT Code	Location	Date	
<b>WR</b>	1:50.34	24.19	51.89	1:20.51	MILAK Kristof	HUN	Budapest (HUN)	21 JUN 2022
<b>ER</b>	1:50.34	24.19	51.89	1:20.51	MILAK Kristof	HUN	Budapest (HUN)	21 JUN 2022
<b>CR</b>	1:51.10	24.57	53.12	1:21.76	MILAK Kristof	HUN	Budapest (HUN)	19 MAY 2021

Rank	Lane	Name	NAT Code	R.T.	50m	100m	150m	Time	Time Behind
1	4	MILAK Kristof	HUN	0.67	(1) 25.36	(1) 54.59 29.23	(1) 1:24.21 29.62	<b>1:54.43</b> 30.22	
2	5	CHMIELEWSKI Krzysztof	POL	0.62	(2) 25.83	(2) 54.96 29.13	(2) 1:24.80 29.84	<b>1:54.78</b> 29.98	0.35
3	3	CHMIELEWSKI Michal	POL	0.67	(5) 26.10	(5) 55.79 29.69	(3) 1:25.48 29.69	<b>1:55.51</b> 30.03	1.08
4	6	MARTON Richard	HUN	0.61	(3) 25.89	(3) 55.20 29.31	(4) 1:25.61 30.41	<b>1:56.07</b> 30.46	1.64
5	2	SISKOS Apostolos	GRE	0.61	(4) 26.09	(6) 56.02 29.93	(5) 1:26.21 30.19	<b>1:56.44</b> 30.23	2.01
6	7	TURNALI Polat Uzer	TUR	0.65	(7) 26.51	(7) 56.17 29.66	(6) 1:26.50 30.33	<b>1:56.55</b> 30.05	2.12
7	1	GEMOV Ondrej	CZE	0.64	(6) 26.36	(8) 56.60 30.24	(7) 1:26.76 30.16	<b>1:57.26</b> 30.50	2.83
8	8	ZIRK Kregor	EST	0.65	(8) 27.07	(4) 55.74 28.67	(8) 1:27.68 31.94	<b>1:58.24</b> 30.56	3.81

<b>Legend:</b>	<b>CR</b> Championship Record	<b>ER</b> European Record	<b>R.T.</b> Reaction Time	<b>WR</b> World Record
----------------	-------------------------------	---------------------------	---------------------------	------------------------

Official Timekeeping by Omega



**Event 131**  
**22 JUN 2024 - 19:05**

**Women's 200m Individual Medley**

**Final**

**Results**

Event Number 31

	Record	Splits		Name	NAT Code	Location	Date
<b>WR</b>	2:06.12	27.30	58.94	1:35.64	HOSSZU Katinka	HUN Kazan (RUS)	3 AUG 2015
<b>ER</b>	2:06.12	27.30	58.94	1:35.64	HOSSZU Katinka	HUN Kazan (RUS)	3 AUG 2015
<b>CR</b>	2:07.30	27.75	59.56	1:36.87	HOSSZU Katinka	HUN London (GBR)	19 MAY 2016

Rank	Lane	Name	NAT Code	R.T.	50m	100m	150m	Time	Time Behind
<b>1</b>	4	<b>GORBENKO Anastasia</b>	ISR	0.67	(2) 27.43	(1) 1:00.38 32.95	(1) 1:38.44 38.06	<b>2:09.75</b> 31.31	
<b>2</b>	6	<b>POLONSKY Lea</b>	ISR	0.67	(8) 28.95	(4) 1:02.24 33.29	(3) 1:40.04 37.80	<b>2:11.18</b> 31.14	1.43
<b>3</b>	1	<b>SEEMANOVA Barbora</b>	CZE	0.62	(1) 26.99	(2) 1:01.07 34.08	(4) 1:40.95 39.88	<b>2:11.48</b> 30.53	1.73
<b>4</b>	3	<b>SCHLOSSHAN Leah</b>	GBR	0.76	(5) 28.30	(6) 1:03.08 34.78	(2) 1:39.91 36.83	<b>2:11.74</b> 31.83	1.99
<b>5</b>	5	<b>POTOCKA Tamara</b>	SVK	0.70	(3) 28.03	(3) 1:01.89 33.86	(5) 1:41.52 39.63	<b>2:13.39</b> 31.87	3.64
<b>6</b>	2	<b>KREUNDL Lena</b>	AUT	0.66	(4) 28.21	(5) 1:02.65 34.44	(6) 1:41.90 39.25	<b>2:13.55</b> 31.65	3.80
<b>7</b>	7	<b>SEBESTYEN Dalma</b>	HUN	0.73	(6) 28.87	(8) 1:03.88 35.01	(8) 1:43.04 39.16	<b>2:13.84</b> 30.80	4.09
<b>8</b>	8	<b>MC CARTNEY Ellie</b>	IRL	0.71	(7) 28.92	(7) 1:03.70 34.78	(7) 1:42.28 38.58	<b>2:14.09</b> 31.81	4.34

<b>Legend:</b>	<b>CR</b> Championship Record	<b>ER</b> European Record	<b>R.T.</b> Reaction Time	<b>WR</b> World Record
----------------	-------------------------------	---------------------------	---------------------------	------------------------

Official Timekeeping by Omega





Event 234  
22 JUN 2024 - 19:12

Men's 50m Freestyle

Semifinals

### Results Summary

Event Number 34

	Record	Name	NAT Code	Location	Date
<b>WR</b>	20.91	CIELO FILHO Cesar	BRA	Sao Paulo (BRA)	18 DEC 2009
<b>ER</b>	20.94	BOUSQUET Frederick	FRA	Montpellier (FRA)	26 APR 2009
<b>CR</b>	21.11	PROUD Benjamin	GBR	Glasgow (GBR)	8 AUG 2018

Rank	Heat	Lane	Name	NAT Code	Date of Birth	R.T.	Time	Time Behind
1	1	4	<b>GKOLOMEEV Kristian</b>	GRE	4 JUL 1993	0.68	<b>21.73</b>	<b>Q</b>
2	1	5	<b>BARNA Andrej</b>	SRB	6 MAR 1998	0.63	<b>21.92</b>	0.19 <b>Q</b>
3	1	7	<b>BUKHOV Vladyslav</b>	UKR	5 JUL 2002	0.76	<b>21.94</b>	0.21 <b>Q</b>
4	2	4	<b>RYAN Shane</b>	IRL	27 JAN 1994	0.65	<b>21.96</b>	0.23 <b>Q</b>
=5	1	2	<b>SZABO Szebasztian</b>	HUN	11 MAR 1996	0.61	<b>22.03</b>	0.30 <b>Q</b>
=5	2	7	<b>HRIBAR Jere</b>	CRO	19 JAN 2004	0.73	<b>22.03</b>	0.30 <b>Q</b>
7	1	3	<b>LUDWICZAK Piotr</b>	POL	1 MAY 1996	0.62	<b>22.08</b>	0.35 <b>Q</b>
8	2	8	<b>BILAS Stergios Marios</b>	GRE	21 NOV 2001	0.62	<b>22.10</b>	0.37 <b>Q</b>
9	2	3	<b>BAIN Calum</b>	IRL	27 DEC 1996	0.66	<b>22.12</b>	0.39 <b>R</b>
10	2	1	<b>FABIANI Remi Noel Claude</b>	LUX	13 NOV 2001	0.64	<b>22.14</b>	0.41 <b>R</b>
11	2	2	<b>JURASZEK Pawel</b>	POL	8 OCT 1994	0.62	<b>22.16</b>	0.43
=12	1	6	<b>KARTAVI Martin</b>	ISR	9 MAR 2004	0.60	<b>22.19</b>	0.46
=12	2	5	<b>SAKCI Huseyin Emre</b>	TUR	15 NOV 1997	0.62	<b>22.19</b>	0.46
14	2	6	<b>GIGLER Heiko</b>	AUT	17 JUN 1996	0.63	<b>22.24</b>	0.51
15	1	1	<b>SEELIGER Bjorn</b>	SWE	11 JAN 2000	0.67	<b>22.30</b>	0.57
16	1	8	<b>DUSA Matej</b>	SVK	10 JUL 2000	0.62	<b>22.33</b>	0.60

**Legend:**

=	Equal rank	<b>CR</b>	Championship Record	<b>ER</b>	European Record	<b>Q</b>	Qualified for next phase
<b>R</b>	Reserve	<b>R.T.</b>	Reaction Time	<b>WR</b>	World Record		

Official Timekeeping by Omega



Event 235  
22 JUN 2024 - 19:46

Women's 200m Butterfly

Semifinals

## Results Summary

Event Number 35

	Record	Splits			Name	NAT Code	Location	Date
<b>WR</b>	2:01.81	27.19	58.08	1:30.20	LIU Zige	CHN	Jinan (CHN)	21 OCT 2009
<b>ER</b>	2:04.27	28.71	1:00.71	1:32.78	HOSSZU Katinka	HUN	Rome (ITA)	29 JUL 2009
<b>CR</b>	2:04.79	28.76	1:00.63	1:32.61	BELMONTE GARCIA Mireia	ESP	Berlin (GER)	24 AUG 2014

Rank	Heat	Lane	Name	NAT Code	Date of Birth	R.T.	50m	100m	150m	Time	Time Behind
1	1	4	BACH Helena Rosendahl	DEN	12 JUN 2000	0.79	28.86	1:00.55 31.69	1:33.32 32.77	<b>2:07.39</b> 34.07	<b>Q</b>
2	2	5	TELEGDY KAPAS Boglarka	HUN	22 APR 1993	0.69	29.66	1:02.81 33.15	1:36.13 33.32	<b>2:09.35</b> 33.22	1.96 <b>Q</b>
3	2	4	JAKABOS Zsuzsanna	HUN	3 APR 1989	0.67	28.85	1:01.50 32.65	1:35.21 33.71	<b>2:09.42</b> 34.21	2.03 <b>Q</b>
4	1	3	PUDAR Lana	BIH	19 JAN 2006	0.78	29.24	1:02.17 32.93	1:35.85 33.68	<b>2:10.39</b> 34.54	3.00 <b>Q</b>
5	2	3	DAMASIOTI Georgia	GRE	2 JUL 2003	0.66	29.47	1:03.08 33.61	1:36.79 33.71	<b>2:10.50</b> 33.71	3.11 <b>Q</b>
6	1	5	CREVAR Anja	SRB	24 MAY 2000	0.69	29.28	1:01.69 32.41	1:35.98 34.29	<b>2:10.84</b> 34.86	3.45 <b>Q</b>
7	2	6	LAHTINEN Laura	FIN	3 JUN 2003	0.70	28.84	1:01.37 32.53	1:36.20 34.83	<b>2:10.91</b> 34.71	3.52 <b>Q</b>
8	1	6	GRIEVE Lucy	GBR	6 MAR 2004	0.69	29.06	1:02.10 33.04	1:36.77 34.67	<b>2:12.05</b> 35.28	4.66 <b>Q</b>
9	2	2	FAIN Katja	SLO	31 AUG 2001	0.72	29.41	1:03.45 34.04	1:38.57 35.12	<b>2:14.22</b> 35.65	6.83 <b>R</b>
10	2	7	KNOP Aleksandra	POL	9 SEP 2003	0.67	30.13	1:04.04 33.91	1:38.85 34.81	<b>2:14.33</b> 35.48	6.94 <b>R</b>
11	2	8	SEKUTI Hana	SLO	26 OCT 2006	0.70	30.19	1:04.16 33.97	1:39.35 35.19	<b>2:14.57</b> 35.22	7.18
12	1	8	BORER Fanny	SUI	7 APR 1996	0.75	30.55	1:04.26 33.71	1:40.38 36.12	<b>2:14.70</b> 34.32	7.31
13	1	1	AVDIC Iman	BIH	23 SEP 2007	0.69	29.61	1:03.41 33.80	1:38.72 35.31	<b>2:14.90</b> 36.18	7.51
14	1	7	PAVLIK Fabienne	AUT	12 AUG 2004	0.77	29.96	1:03.86 33.90	1:38.98 35.12	<b>2:15.31</b> 36.33	7.92
15	2	1	SOINI Aliisa	FIN	8 MAR 2007	0.72	30.10	1:05.05 34.95	1:41.33 36.28	<b>2:18.08</b> 36.75	10.69
16	1	2	AMINA Kajtaz	CRO	31 DEC 1996	0.67	27.64	59.01 31.37	1:50.11 51.10	<b>2:36.21</b> 46.10	28.82

Legend:			
<b>CR</b>	Championship Record	<b>ER</b>	European Record
<b>R.T.</b>	Reaction Time	<b>WR</b>	World Record
<b>Q</b>	Qualified for next phase	<b>R</b>	Reserve

Official Timekeeping by Omega



Event 236  
22 JUN 2024 - 20:14

Men's 100m Backstroke

Semifinals

### Results Summary


Event Number 36

	Record	Split	Name	NAT Code	Location	Date
<b>WR</b>	51.60	25.14	CECCON Thomas	ITA	Budapest (HUN)	20 JUN 2022
<b>ER</b>	51.60	25.14	CECCON Thomas	ITA	Budapest (HUN)	20 JUN 2022
<b>CR</b>	52.11	25.43	LACOURT Camille	FRA	Budapest (HUN)	10 AUG 2010

Rank	Heat	Lane	Name	NAT Code	Date of Birth	R.T.	50m	Time	Time Behind
1	2	6	CHRISTOU Apostolos	GRE	1 NOV 1996	0.59	25.33	<b>53.20</b> 27.87	<b>Q</b>
2	1	2	MAKRYGIANNIS Evangelos	GRE	18 JUN 2000	0.61	25.55	<b>53.31</b> 27.76	0.11 <b>Q</b>
3	1	4	MASIUK Ksawery	POL	17 DEC 2004	0.57	25.77	<b>53.54</b> 27.77	0.34 <b>Q</b>
4	2	4	STOKOWSKI Kacper	POL	6 JAN 1999	0.57	26.32	<b>53.85</b> 27.53	0.65 <b>Q</b>
5	2	3	ZHELTIAKOV Oleksandr	UKR	15 NOV 2005	0.53	26.41	<b>53.98</b> 27.57	0.78 <b>Q</b>
6	1	3	FERGUSON Conor	IRL	11 OCT 1999	0.55	26.17	<b>54.12</b> 27.95	0.92 <b>Q</b>
7	2	5	JASZO Adam	HUN	5 JUL 2002	0.72	26.33	<b>54.25</b> 27.92	1.05 <b>Q</b>
8	1	5	WARD Matthew	GBR	8 MAY 2005	0.56	26.52	<b>54.48</b> 27.96	1.28 <b>Q</b>
9	1	6	LAITAROVSKY Michael	ISR	15 AUG 1999	0.55	26.08	<b>54.58</b> 28.50	1.38 <b>R</b>
10	1	7	JAHN Cornelius	GER	5 JAN 2003	0.64	26.30	<b>54.68</b> 28.38	1.48 <b>R</b>
11	2	2	BOLLIN Thierry	SUI	11 JAN 2000	0.62	26.03	<b>54.83</b> 28.80	1.63
12	2	7	SKERRY Jack	GBR	17 NOV 2004	0.58	26.83	<b>54.99</b> 28.16	1.79
13	1	8	LIE Markus	NOR	21 JUN 1995	0.58	26.65	<b>55.47</b> 28.82	2.27
14	1	1	POPESCU Denis-Laurean	ROU	17 JUL 2003	0.62	26.32	<b>55.85</b> 29.53	2.65
15	2	1	MARAANA Adam	ISR	7 JUL 2003	0.55	26.44	<b>55.97</b> 29.53	2.77
16	2	8	VERRETH Noah	BEL	28 JUL 2005	0.62	27.11	<b>56.58</b> 29.47	3.38

Legend:					
<b>CR</b>	Championship Record	<b>ER</b>	European Record	<b>Q</b>	Qualified for next phase
<b>R.T.</b>	Reaction Time	<b>WR</b>	World Record	<b>R</b>	Reserve

Official Timekeeping by Omega



Event 237  
22 JUN 2024 - 19:19

Women's 50m Breaststroke

Semifinals

### Results Summary

Event Number 37

Record	Name	NAT Code	Location	Date
WR	29.16 MEILUTYTE Ruta	LTU	Fukuoka (JPN)	30 JUL 2023
ER	29.16 MEILUTYTE Ruta	LTU	Fukuoka (JPN)	30 JUL 2023
CR	29.30 PILATO Benedetta	ITA	Budapest (HUN)	22 MAY 2021

Rank	Heat	Lane	Name	NAT Code	Date of Birth	R.T.	Time	Time Behind
1	2	4	KIVIRINTA Veera	FIN	6 APR 1995	0.74	<b>30.73</b>	<b>Q</b>
2	2	3	SZTANDERA Dominika	POL	19 JAN 1997	0.60	<b>30.86</b>	0.13 <b>Q</b>
3	2	5	NIKOLOVA Teya	BUL	17 APR 2005	0.66	<b>30.91</b>	0.18 <b>Q</b>
4	1	3	KLINT IPSA Olivia	SWE	13 MAR 2005	0.68	<b>31.15</b>	0.42 <b>Q</b>
5	2	7	TABOR Schastine	DEN	18 FEB 2005	0.66	<b>31.30</b>	0.57 <b>Q</b>
6	1	4	RODRIGUES Ana	POR	21 APR 1994	0.64	<b>31.34</b>	0.61 <b>Q</b>
=7	1	5	HULKKO Ida	FIN	12 DEC 1998	0.67	<b>31.36</b>	0.63 <b>Q</b>
=7	2	6	DRASIDOU Maria Thaleia	GRE	26 JAN 1995	0.67	<b>31.36</b>	0.63 <b>Q</b>
9	2	2	MATAJA Meri	CRO	7 MAR 2004	0.63	<b>31.39</b>	0.66 <b>R</b>
10	1	8	PETKOVA Diana	BUL	10 JUN 2000	0.76	<b>31.47</b>	0.74 <b>R</b>
11	1	6	CELIK Tina	SLO	24 APR 2001	0.68	<b>31.52</b>	0.79
12	2	1	SLYNGSTADLI SR	NOR	1 APR 2004	0.67	<b>31.53</b>	0.80
13	1	2	ROMANJUK Maria	EST	15 AUG 1996	0.64	<b>31.56</b>	0.83
14	1	7	FAST Emelie	SWE	20 FEB 2004	0.65	<b>31.74</b>	1.01
15	2	8	VOVK Tara	SLO	15 FEB 2000	0.70	<b>31.84</b>	1.11
16	1	1	ANGELAKI Chara	GRE	20 OCT 2004	0.68	<b>32.00</b>	1.27

**Legend:**

=	Equal rank	CR	Championship Record	ER	European Record	Q	Qualified for next phase
R	Reserve	R.T.	Reaction Time	WR	World Record		

Official Timekeeping by Omega

Event 238  
22 JUN 2024 - 19:57

Men's 200m Individual Medley

Semifinals

### Results Summary

Event Number 38

	Record	Splits		Name	NAT Code	Location	Date	
<b>WR</b>	1:54.00	24.89	53.48	1:26.51	LOCHTE Ryan	USA	Shanghai (CHN)	28 JUL 2011
<b>ER</b>	1:54.82	24.94	53.60	1:26.54	MARCHAND Leon	FRA	Fukuoka (JPN)	27 JUL 2023
<b>CR</b>	1:56.66	25.42	54.86	1:28.53	CSEH Laszlo	HUN	Debrecen (HUN)	23 MAY 2012

Rank	Heat	Lane	Name	NAT Code	Date of Birth	R.T.	50m	100m	150m	Time	Time Behind
1	2	5	<b>POLONSKY Ron</b>	ISR	28 MAR 2001	0.69	25.66	54.41	1:28.10	<b>1:57.01</b>	<b>Q</b>
								28.75	33.69	28.91	
2	2	4	<b>KOS Hubert</b>	HUN	28 MAR 2003	0.60	25.16	54.67	1:29.68	<b>1:58.12</b>	1.11 <b>Q</b>
								29.51	35.01	28.44	
3	2	2	<b>SAKA Berke</b>	TUR	9 JUL 2003	0.65	25.57	55.56	1:29.40	<b>1:58.56</b>	1.55 <b>Q</b>
								29.99	33.84	29.16	
4	1	4	<b>TOROK Dominik</b>	HUN	16 JUN 2002	0.65	25.60	56.33	1:30.55	<b>1:59.07</b>	2.06 <b>Q</b>
								30.73	34.22	28.52	
5	1	3	<b>DESPLANCHES Jeremy</b>	SUI	7 AUG 1994	0.61	25.38	55.68	1:29.70	<b>1:59.27</b>	2.26 <b>Q</b>
								30.30	34.02	29.57	
6	1	5	<b>NAUMENKO Vadym</b>	UKR	23 JAN 2003	0.66	25.55	55.94	1:30.41	<b>1:59.33</b>	2.32 <b>Q</b>
								30.39	34.47	28.92	
7	1	2	<b>LOPES Gabriel</b>	POR	15 MAY 1997	0.59	25.34	55.52	1:29.96	<b>1:59.63</b>	2.62 <b>Q</b>
								30.18	34.44	29.67	
8	2	3	<b>GIOURTZIDIS Daniil</b>	GRE	16 DEC 2002	0.70	26.20	57.15	1:30.98	<b>1:59.71</b>	2.70 <b>Q</b>
								30.95	33.83	28.73	
9	2	7	<b>GARTMANN Gian-Luca</b>	SUI	10 JUN 2003	0.64	26.10	56.44	1:31.27	<b>2:00.39</b>	3.38 <b>R</b>
								30.34	34.83	29.12	
10	1	6	<b>VAZAIOS Andreas</b>	GRE	9 MAY 1994	0.64	26.00	56.15	1:31.34	<b>2:00.53</b>	3.52 <b>R</b>
								30.15	35.19	29.19	
11	2	8	<b>WENDLAND Finn</b>	GER	18 JUN 2005	0.73	26.24	57.81	1:32.65	<b>2:01.03</b>	4.02
								31.57	34.84	28.38	
12	2	6	<b>TOUMARKIN Yakov Yan</b>	ISR	15 FEB 1992	0.63	25.89	56.30	1:31.73	<b>2:01.33</b>	4.32
								30.41	35.43	29.60	
13	1	7	<b>FERS ERZEN Anze</b>	SLO	3 MAR 1999	0.67	26.33	57.38	1:32.30	<b>2:01.78</b>	4.77
								31.05	34.92	29.48	
14	2	1	<b>LUNAK Sebastian</b>	CZE	12 JAN 2002	0.66	25.53	56.00	1:32.51	<b>2:02.29</b>	5.28
								30.47	36.51	29.78	
15	1	8	<b>BARCOT Juraj</b>	CRO	24 JUL 2005	0.72	26.55	57.57	1:33.42	<b>2:02.45</b>	5.44
								31.02	35.85	29.03	
16	1	1	<b>ZOBEL Marius</b>	GER	18 NOV 1999	0.70	25.80	58.40	1:33.56	<b>2:02.94</b>	5.93
								32.60	35.16	29.38	

Legend:			
<b>CR</b>	Championship Record	<b>ER</b>	European Record
<b>R.T.</b>	Reaction Time	<b>WR</b>	World Record
<b>Q</b>	Qualified for next phase	<b>R</b>	Reserve

Official Timekeeping by Omega



Event 139  
22 JUN 2024 - 20:25

Mixed 4x200m Freestyle

Final

## Results

Event Number 39

	Record	Splits			NAT (Relay)	Location	Date
ER	7:22.33				BEST TIME		
CR	7:26.67	1:46.54	3:31.97	5:28.64	GBR - Great Britain	Budapest (HUN)	18 MAY 2021


Rank	Lane	NAT / Name	Gender	R.T.	50m	100m	150m	200m	Time	Time Behind
1	4	<b>HUN - Hungary</b>							<b>7:30.11</b>	
		MARTON Richard	M	0.64	25.57	52.93	1:21.01	1:49.43	(3) 1:49.43	
		HOLLO Balazs	M	-0.02	24.78	51.95	1:19.51	1:46.70	(2) 3:36.13	
		ABRAHAM Minna	F	0.25	26.85	57.57	1:28.28	1:58.61	(1) 5:34.74	
2	5	<b>POL - Poland</b>							<b>7:35.08</b>	4.97
		PISZCZOROWICZ Bartosz	M	0.65	25.58	53.24	1:21.32	1:48.93	(2) 1:48.93	
		SIERADZKI Kamil	M	0.45	24.44	51.22	1:18.72	1:46.97	(1) 3:35.90	
		GUSC Wiktoria	F	0.38	27.21	57.96	1:28.64	1:59.05	(2) 5:34.95	
3	3	<b>GER - Germany</b>							<b>7:35.56</b>	5.45
		SCHMIDT Danny	M	0.66	24.86	52.41	1:20.91	1:49.45	(4) 1:49.45	
		PESCHKE Philipp	M	0.28	24.71	52.37	1:20.14	1:48.08	(3) 3:37.53	
		MAIER Nicole	F	0.43	26.96	57.14	1:27.97	1:58.28	(3) 5:35.81	
4	2	<b>SLO - Slovenia</b>							<b>7:37.63</b>	7.52
		KULLMANN Leonie Marlen	F	0.17	28.07	58.34	1:28.76	1:59.75		
		BOSKAN Saso	M	0.62	25.15	52.54	1:20.75	1:48.23	(1) 1:48.23	
		SENICA PAVLETIC Primoz	M	0.50	25.47	53.07	1:21.69	1:51.71	(4) 3:39.94	
5	6	<b>SRB - Serbia</b>							<b>7:53.18</b>	23.07
		SEGEL Janja	F	0.33	26.95	56.19	1:26.48	1:56.90	(4) 5:36.84	
		FAIN Katja	F	0.43	27.78	58.53	1:29.53	2:00.79		
		RATKOV Nikola	M	0.70	26.08	54.12	1:22.61	1:51.54	(5) 1:51.54	
		PILIPOVIC Ognjen	M	0.31	25.99	55.91	1:25.00	1:53.34	(5) 3:44.88	
		VIACAVA Giulia Jana	F	0.32	28.60	1:00.09	1:32.34	2:05.08	(5) 5:49.96	
		MILUTINOVIC Katarina	F	0.30	27.70	58.80	1:30.92	2:03.22		

**Legend:**

CR Championship Record    ER European Record    F Female    M Male  
R.T. Reaction Time

Official Timekeeping by Omega






Event 127  
22 JUN 2024

Women's 50m Freestyle

### Medallists

Medal	Name	NAT
GOLD	SENANSZKY Petra	HUN - Hungary
SILVER	DRAKOU Theodora	GRE - Greece
BRONZE	JENSEN Julie Kepp	DEN - Denmark




Event 128  
22 JUN 2024

Men's 50m Breaststroke

### Medallists

Medal	Name	NAT
GOLD	SAKCI Huseyin Emre	TUR - Türkiye
SILVER	DE GEUS Noel	GER - Germany
BRONZE	PITSHUGIN Kristian	ISR - Israel

Official Timekeeping by Omega




Event 129  
22 JUN 2024

Women's 100m Backstroke

### Medallists

Medal	Name	NAT
GOLD	PISKORSKA Adela	POL - Poland
SILVER	HILL Danielle	IRL - Ireland
BRONZE	VANOTTERDIJK Roos	BEL - Belgium

Official Timekeeping by Omega




Event 130  
22 JUN 2024

Men's 200m Butterfly

### Medallists

Medal	Name	NAT
GOLD	MILAK Kristof	HUN - Hungary
SILVER	CHMIELEWSKI Krzysztof	POL - Poland
BRONZE	CHMIELEWSKI Michal	POL - Poland

Official Timekeeping by Omega




Event 131  
22 JUN 2024

Women's 200m Individual Medley

### Medallists

Medal	Name	NAT
GOLD	GORBENKO Anastasia	ISR - Israel
SILVER	POLONSKY Lea	ISR - Israel
BRONZE	SEEMANOVA Barbora	CZE - Czechia

Official Timekeeping by Omega



Event 139  
22 JUN 2024

Mixed 4x200m Freestyle

### Medallists

Medal	NAT	Name	Gender
GOLD	HUN - Hungary	MARTON Richard	M
		HOLLO Balazs	M
		ABRAHAM Minna	F
		PADAR Nikolett	F
		KOVACS Attila	M
		MAGDA Boldizsar	M
SILVER	POL - Poland	MOLNAR Dora	F
		PISZCZOROWICZ Bartosz	M
		SIERADZKI Kamil	M
		GUSC Wiktoria	F
		FAMULOK Zuzanna	F
		DUDYS Dominik	M
BRONZE	GER - Germany	KNOP Aleksandra	F
		SCHMIDT Danny	M
		PESCHKE Philipp	M
		MAIER Nicole	F
		KULLMANN Leonie Marlen	F
		BASCHNITT Jarno	M

**Note:**  
The first four athletes for each NAT competed in the final.

**Legend:**  
F Female      M Male

Official Timekeeping by Omega

Event 40  
23 JUN 2024 - 9:30

Women's 400m Freestyle

Heats


## Results Summary

Event Number 40

	Record	Splits		Name	NAT Code	Location	Date
<b>WR</b>	3:55.38	56.92	1:56.94	2:56.90	TITMUS Ariarne	AUS	Fukuoka (JPN) 23 JUL 2023
<b>ER</b>	3:59.15	58.66	1:59.42	2:59.93	PELLEGRINI Federica	ITA	Rome (ITA) 26 JUL 2009
<b>CR</b>	4:01.53	59.01	1:59.60	3:00.41	PELLEGRINI Federica	ITA	Eindhoven (NED) 24 MAR 2008

Rank	Heat	Lane	Name	NAT Code	Date of Birth	R.T.	Time	Time Behind
<b>1</b>	2	5	<b>MARTINS Francisca</b>	POR	27 JUN 2003	0.72	<b>4:14.77</b>	<b>Q</b>
	50m 29.44	100m 1:00.55	150m 1:32.51	200m 2:04.85	250m 2:37.36	300m 3:09.87	350m 3:42.88	
		31.11	31.96	32.34	32.51	32.51	33.01	31.89
<b>2</b>	2	4	<b>KESELY Ajna</b>	HUN	10 SEP 2001	0.71	<b>4:14.93</b>	0.16 <b>Q</b>
	50m 30.18	100m 1:01.79	150m 1:33.66	200m 2:05.73	250m 2:38.19	300m 3:10.31	350m 3:43.18	
		31.61	31.87	32.07	32.46	32.12	32.87	31.75
<b>3</b>	2	6	<b>ERTAN Deniz</b>	TUR	1 JAN 2004	0.68	<b>4:15.50</b>	0.73 <b>Q</b>
	50m 29.68	100m 1:01.30	150m 1:33.70	200m 2:05.88	250m 2:38.44	300m 3:10.86	350m 3:43.75	
		31.62	32.40	32.18	32.56	32.42	32.89	31.75
<b>4</b>	3	6	<b>WERNER Maya</b>	GER	26 APR 2005	0.72	<b>4:15.74</b>	0.97 <b>Q</b>
	50m 29.54	100m 1:01.10	150m 1:33.01	200m 2:05.21	250m 2:37.46	300m 3:10.22	350m 3:43.45	
		31.56	31.91	32.20	32.25	32.76	33.23	32.29
<b>5</b>	2	2	<b>LEWIS Fleur</b>	GBR	3 DEC 2003	0.84	<b>4:16.49</b>	1.72 <b>Q</b>
	50m 30.04	100m 1:02.21	150m 1:34.65	200m 2:07.12	250m 2:39.75	300m 3:12.43	350m 3:44.97	
		32.17	32.44	32.47	32.63	32.68	32.54	31.52
<b>6</b>	3	4	<b>SEEMANOVA Barbora</b>	CZE	1 APR 2000	0.64	<b>4:16.55</b>	1.78 <b>Q</b>
	50m 28.19	100m 59.30	150m 1:31.48	200m 2:04.11	250m 2:37.27	300m 3:10.50	350m 3:43.96	
		31.11	32.18	32.63	33.16	33.23	33.46	32.59
<b>7</b>	2	8	<b>AVDIC Iman</b>	BIH	23 SEP 2007	0.69	<b>4:17.12</b>	2.35 <b>Q</b>
	50m 29.97	100m 1:01.56	150m 1:34.33	200m 2:06.65	250m 2:39.41	300m 3:11.81	350m 3:44.79	
		31.59	32.77	32.32	32.76	32.40	32.98	32.33
<b>8</b>	3	9	<b>DJAKOVIC Vanna</b>	SUI	25 DEC 2005	0.74	<b>4:17.46</b>	2.69 <b>Q</b>
	50m 30.46	100m 1:02.46	150m 1:34.74	200m 2:06.83	250m 2:39.69	300m 3:12.40	350m 3:45.79	
		32.00	32.28	32.09	32.86	32.71	33.39	31.67
<b>9</b>	3	2	<b>GOLOVATY Daria</b>	ISR	30 AUG 2005	0.72	<b>4:18.02</b>	3.25 <b>R</b>
	50m 30.25	100m 1:02.72	150m 1:35.15	200m 2:07.90	250m 2:40.56	300m 3:13.50	350m 3:46.05	
		32.47	32.43	32.75	32.66	32.94	32.55	31.97
<b>10</b>	3	3	<b>KULLMANN Leonie Marlen</b>	GER	26 AUG 1999	0.78	<b>4:18.53</b>	3.76 <b>R</b>
	50m 30.58	100m 1:03.07	150m 1:35.82	200m 2:08.72	250m 2:41.65	300m 3:14.62	350m 3:47.19	
		32.49	32.75	32.90	32.93	32.97	32.57	31.34
<b>11</b>	2	7	<b>GUSC Wiktoria</b>	POL	14 FEB 2004	0.71	<b>4:18.78</b>	4.01
	50m 29.43	100m 1:01.45	150m 1:34.05	200m 2:06.73	250m 2:39.71	300m 3:12.59	350m 3:45.96	
		32.02	32.60	32.68	32.98	32.88	33.37	32.82
<b>12</b>	3	1	<b>HENVEAUX Camille</b>	BEL	2 MAR 2006	0.72	<b>4:18.93</b>	4.16
	50m 30.10	100m 1:02.43	150m 1:34.76	200m 2:07.65	250m 2:40.24	300m 3:13.53	350m 3:46.43	
		32.33	32.33	32.89	32.59	33.29	32.90	32.50
<b>13</b>	2	3	<b>TUNCEL Merve</b>	TUR	1 JAN 2005	0.71	<b>4:19.43</b>	4.66
	50m 30.24	100m 1:02.41	150m 1:35.09	200m 2:07.76	250m 2:40.83	300m 3:13.83	350m 3:46.98	
		32.17	32.68	32.67	33.07	33.00	33.15	32.45
<b>14</b>	3	7	<b>FLUCK Nora</b>	HUN	1 OCT 2005	0.74	<b>4:19.65</b>	4.88
	50m 30.58	100m 1:03.06	150m 1:36.50	200m 2:09.27	250m 2:42.48	300m 3:15.53	350m 3:48.69	
		32.48	33.44	32.77	33.21	33.05	33.16	30.96
<b>15</b>	3	8	<b>ENKNER Johanna</b>	AUT	26 MAY 2000	0.80	<b>4:20.36</b>	5.59
	50m 30.65	100m 1:03.08	150m 1:36.00	200m 2:08.62	250m 2:41.91	300m 3:15.16	350m 3:48.55	
		32.43	32.92	32.62	33.29	33.25	33.39	31.81
<b>16</b>	2	1	<b>FAIN Katja</b>	SLO	31 AUG 2001	0.81	<b>4:20.71</b>	5.94
	50m 30.07	100m 1:03.16	150m 1:35.79	200m 2:09.28	250m 2:42.26	300m 3:16.05	350m 3:48.92	
		33.09	32.63	33.49	32.98	33.79	32.87	31.79

Official Timekeeping by Omega



Event 40  
23 JUN 2024 - 9:30

Women's 400m Freestyle

Heats

### Results Summary

Event Number 40

Rank	Heat	Lane	Name	NAT Code	Date of Birth	R.T.	Time	Time Behind
17	2	0	<b>OPATRIL Lena</b>	AUT	7 JUN 1999	0.69	<b>4:21.23</b>	6.46
	50m	29.76	100m 1:02.82 33.06	150m 1:35.17 32.35	200m 2:08.85 33.68	250m 2:41.82 32.97	300m 3:15.95 34.13	350m 3:49.09 33.14
18	1	2	<b>VIACAVA Giulia Jana</b>	SRB	11 OCT 2006	0.78	<b>4:24.33</b>	9.56
	50m	30.46	100m 1:03.57 33.11	150m 1:36.78 33.21	200m 2:10.34 33.56	250m 2:44.06 33.72	300m 3:17.80 33.74	350m 3:51.61 33.81
19	3	0	<b>TENZER LSJ</b>	FIN	5 DEC 2005	0.68	<b>4:25.40</b>	10.63
	50m	30.55	100m 1:04.02 33.47	150m 1:37.24 33.22	200m 2:11.23 33.99	250m 2:44.51 33.28	300m 3:18.67 34.16	350m 3:52.35 33.68
20	1	1	<b>SPRLAKOVA-ZMOROVA</b>	SVK	30 AUG 2005	0.78	<b>4:26.29</b>	11.52
	50m	30.70	100m 1:03.55 32.85	150m 1:37.17 33.62	200m 2:10.47 33.30	250m 2:44.64 34.17	300m 3:18.91 34.27	350m 3:53.73 34.82
21	1	8	<b>JANKOVIKJ Sara</b>	MKD	4 MAY 2008	0.80	<b>4:28.28</b>	13.51
	50m	30.66	100m 1:03.14 32.48	150m 1:36.85 33.71	200m 2:10.43 33.58	250m 2:45.11 34.68	300m 3:19.84 34.73	350m 3:54.72 34.88
22	1	6	<b>BENKOVA Laura</b>	SVK	11 MAY 2000	0.71	<b>4:29.56</b>	14.79
	50m	29.34	100m 1:01.39 32.05	150m 1:35.04 33.65	200m 2:09.21 34.17	250m 2:44.45 35.24	300m 3:19.11 34.66	350m 3:54.64 35.53
23	1	7	<b>COROVIC Katarina</b>	SRB	24 SEP 2008	0.84	<b>4:34.11</b>	19.34
	50m	31.09	100m 1:04.91 33.82	150m 1:39.49 34.58	200m 2:14.13 34.64	250m 2:50.11 35.98	300m 3:24.99 34.88	350m 4:00.72 35.73
24	1	0	<b>MILKOVSKA Jana</b>	MKD	8 JAN 2006	0.81	<b>4:35.78</b>	21.01
	50m	30.92	100m 1:04.48 33.56	150m 1:38.11 33.63	200m 2:13.35 35.24	250m 2:48.28 34.93	300m 3:25.02 36.74	350m 4:00.77 35.75
25	1	9	<b>XHEMOLLARI Vivian</b>	ALB	16 SEP 2006	0.75	<b>4:41.53</b>	26.76
	50m	31.19	100m 1:04.45 33.26	150m 1:40.35 35.90	200m 2:16.34 35.99	250m 2:53.34 37.00	300m 3:29.19 35.85	350m 4:06.23 37.04
	1	3	<b>HAKKARAINEN Ada</b>	FIN	13 OCT 2005		<b>DNS</b>	
	1	4	<b>KASVIO Louna</b>	FIN	29 JAN 2006		<b>DNS</b>	
	1	5	<b>LAHTINEN Laura</b>	FIN	3 JUN 2003		<b>DNS</b>	
	2	9	<b>GUVENC Gizem</b>	TUR	9 AUG 2002		<b>DNS</b>	
	3	5	<b>TELEGDY KAPAS Boglarka</b>	HUN	22 APR 1993		<b>DNS</b>	

**Legend:**

<b>CR</b>	Championship Record	<b>DNS</b>	Did Not Start	<b>ER</b>	European Record	<b>Q</b>	Qualified for next phase
<b>R</b>	Reserve	<b>R.T.</b>	Reaction Time	<b>WR</b>	World Record		

Official Timekeeping by Omega









Event 41  
23 JUN 2024 - 9:48

Men's 400m Freestyle

Heats

### Results Summary

Event Number 41

Rank	Heat	Lane	Name	NAT Code	Date of Birth	R.T.	Time	Time Behind	
17	1	6	<b>TEIXEIRA PEREIRA Kevin</b>	AND	2 FEB 2005	0.77	<b>4:00.29</b>	11.43	
	50m	27.92	100m 57.99 30.07	150m 1:28.69 30.70	200m 1:59.03 30.34	250m 2:29.49 30.46	300m 3:00.30 30.81	350m 3:30.90 30.60	29.39
18	2	9	<b>CHMIELEWSKI Michal</b>	POL	8 JUN 2004	0.63	<b>4:00.31</b>	11.45	
	50m	28.46	100m 58.69 30.23	150m 1:30.49 31.80	200m 2:01.04 30.55	250m 2:31.83 30.79	300m 3:01.58 29.75	350m 3:31.42 29.84	28.89
19	2	2	<b>JUDICKIJ Michal</b>	CZE	28 OCT 2004	0.69	<b>4:00.70</b>	11.84	
	50m	27.94	100m 58.46 30.52	150m 1:28.69 30.23	200m 1:59.48 30.79	250m 2:29.97 30.49	300m 3:00.98 31.01	350m 3:31.53 30.55	29.17
20	3	8	<b>BOSKAN Saso</b>	SLO	12 DEC 2002	0.64	<b>4:00.85</b>	11.99	
	50m	27.05	100m 56.52 29.47	150m 1:27.15 30.63	200m 1:57.23 30.08	250m 2:27.76 30.53	300m 2:58.70 30.94	350m 3:30.29 31.59	30.56
21	1	4	<b>KURUZOVIC Filip</b>	BIH	25 NOV 2003	0.73	<b>4:00.93</b>	12.07	
	50m	27.76	100m 57.83 30.07	150m 1:28.60 30.77	200m 1:59.62 31.02	250m 2:30.17 30.55	300m 3:01.19 31.02	350m 3:31.74 30.55	29.19
22	2	4	<b>DRACIC Kenan</b>	BIH	21 OCT 2006	0.66	<b>4:00.97</b>	12.11	
	50m	26.74	100m 56.21 29.47	150m 1:26.79 30.58	200m 1:57.22 30.43	250m 2:28.09 30.87	300m 2:58.97 30.88	350m 3:30.85 31.88	30.12
23	2	0	<b>BAUMGARTNER Moritz</b>	AUT	15 JAN 2005	0.67	<b>4:01.12</b>	12.26	
	50m	27.16	100m 57.11 29.95	150m 1:27.13 30.02	200m 1:57.84 30.71	250m 2:28.08 30.24	300m 2:58.99 30.91	350m 3:30.02 31.03	31.10
24	4	9	<b>RYNN Cormac</b>	IRL	13 DEC 2005	0.78	<b>4:01.51</b>	12.65	
	50m	27.36	100m 57.68 30.32	150m 1:28.25 30.57	200m 1:58.55 30.30	250m 2:29.45 30.90	300m 3:00.16 30.71	350m 3:31.28 31.12	30.23
25	2	7	<b>GASIC Mihailo</b>	SRB	15 JUN 2024	0.69	<b>4:03.02</b>	14.16	
	50m	27.51	100m 57.09 29.58	150m 1:27.73 30.64	200m 1:58.16 30.43	250m 2:29.09 30.93	300m 3:00.09 31.00	350m 3:32.03 31.94	30.99
26	2	8	<b>FURLAN STULAR Arne</b>	SLO	23 SEP 2005	0.65	<b>4:04.20</b>	15.34	
	50m	27.86	100m 57.79 29.93	150m 1:28.45 30.66	200m 1:58.92 30.47	250m 2:30.42 31.50	300m 3:01.96 31.54	350m 3:33.91 31.95	30.29
27	4	0	<b>GALICZ Laszlo</b>	HUN	17 SEP 2004	0.73	<b>4:04.80</b>	15.94	
	50m	27.68	100m 57.32 29.64	150m 1:27.94 30.62	200m 1:58.94 31.00	250m 2:30.57 31.63	300m 3:02.04 31.47	350m 3:33.88 31.84	30.92
28	1	5	<b>GJURETANOVIKJ Nikola</b>	MKD	7 NOV 2007	0.70	<b>4:09.03</b>	20.17	
	50m	27.85	100m 58.08 30.23	150m 1:29.17 31.09	200m 2:00.20 31.03	250m 2:31.56 31.36	300m 3:03.63 32.07	350m 3:36.36 32.73	32.67
	1	7	<b>KOSKI Tomas</b>	FIN	23 JUL 2004		<b>DNS</b>		
	2	1	<b>HANSON Robin</b>	SWE	2 APR 2001		<b>DNS</b>		
	3	3	<b>HOLLO Balazs</b>	HUN	10 FEB 1999		<b>DNS</b>		
	4	3	<b>SARKANY Zalan</b>	HUN	15 OCT 2003		<b>DNS</b>		
	4	8	<b>STJEPANOVIC Velimir</b>	SRB	7 AUG 1993		<b>DNS</b>		

Legend:							
<b>CR</b>	Championship Record	<b>DNS</b>	Did Not Start	<b>ER</b>	European Record	<b>Q</b>	Qualified for next phase
<b>R</b>	Reserve	<b>R.T.</b>	Reaction Time	<b>WR</b>	World Record		

Official Timekeeping by Omega




## Results Summary

### Event Number 42

	Record	Splits		NAT (Relay)	Location	Date
<b>WR</b>	3:50.40	57.57	2:02.38	2:58.54	USA - United States of America	Gwangju (KOR) 28 JUL 2019
<b>ER</b>	3:53.38	58.96	2:02.99	2:59.98	RUS - Russian Federation	Budapest (HUN) 30 JUL 2017
<b>CR</b>	3:54.01	58.08	2:03.80	3:01.35	GBR - Great Britain	Budapest (HUN) 23 MAY 2021

Rank	Heat	Lane	NAT / Name	R.T.	50m	100m	Time	Time Behind
1	2	3	<b>HUN - Hungary</b>				<b>4:04.30</b>	<b>Q</b>
			KOMOROCZY Lora	0.58	29.40	1:01.41		
			BEKESI Eszter	0.41	32.26	1:08.69	2:10.10	
			UGRAI Panna	0.53	27.41	58.89	3:08.99	
			ABRAHAM Minna	0.46	26.33	55.31		
2	1	3	<b>POL - Poland</b>				<b>4:04.44</b>	0.14 <b>Q</b>
			BERNAT Laura	0.63	30.07	1:02.99		
			SZTANDERA Dominika	0.14	31.91	1:07.91	2:10.90	
			PIOTROWSKA Wiktoria	0.39	26.51	58.70	3:09.60	
			FAMULOK Zuzanna	0.21	26.40	54.84		
3	1	2	<b>GRE - Greece</b>				<b>4:06.21</b>	1.91 <b>Q</b>
			DRAKOU Theodora	0.55	29.37	1:02.07		
			ANGELAKI Chara	0.57	32.21	1:09.77	2:11.84	
			DAMASIOTI Georgia	0.33	27.42	59.36	3:11.20	
			DRASIDOU Maria Thaleia	0.36	26.21	55.01		
4	2	2	<b>DEN - Denmark</b>				<b>4:06.31</b>	2.01 <b>Q</b>
			TABOR Schastine	0.52	30.08	1:02.27		
			RYBAK-ANDERSEN Clara	0.28	32.04	1:08.51	2:10.78	
			EBBESEN Elisabeth Sabroe	0.28	27.71	1:00.32	3:11.10	
			JENSEN Julie Kepp	0.50	26.46	55.21		
5	2	7	<b>SWE - Sweden</b>				<b>4:06.52</b>	2.22 <b>Q</b>
			ROSVALL Hanna	0.62	29.85	1:01.46		
			KLINT IPSA Olivia	0.27	31.30	1:08.12	2:09.58	
			JERNSTEDT Edith	0.32	27.86	1:00.39	3:09.97	
			BERGMAN Hanna	0.40	26.77	56.55		
6	2	6	<b>ISR - Israel</b>				<b>4:06.63</b>	2.33 <b>Q</b>
			SPITZ Ayla Riley	0.68	29.97	1:01.21		
			POLONSKY Lea	0.17	32.43	1:11.27	2:12.48	
			HAYON Ariel	0.27	27.41	59.64	3:12.12	
			MUREZ Andrea	0.21	26.09	54.51		
7	1	4	<b>SLO - Slovenia</b>				<b>4:09.22</b>	4.92 <b>Q</b>
			SEGEL Janja	0.68	30.32	1:02.98		
			CELIK Tina	0.39	32.17	1:07.95	2:10.93	
			SEKUTI Hana	0.51	28.81	1:01.85	3:12.78	
			PINTAR Tjasa	0.23	27.04	56.44		
8	1	5	<b>SVK - Slovakia</b>				<b>4:10.29</b>	5.99 <b>Q</b>
			POTOCKA Tamara	0.55	30.55	1:03.03		
			PODMANIKOVA Andrea	0.53	32.72	1:10.45	2:13.48	
			RIPKOVA Zora	0.09	28.34	1:00.65	3:14.13	
			IVAN Teresa	0.10	26.47	56.16		
9	1	6	<b>SRB - Serbia</b>				<b>4:11.29</b>	6.99 <b>R</b>
			MILUTINOVIC Katarina	0.61	30.20	1:02.81		
			BUKVIC Martina	0.35	32.96	1:09.63	2:12.44	
			KALJEVIC Mina	0.12	28.61	1:02.21	3:14.65	
			MARKOVIC Jana	0.10	27.16	56.64		

Official Timekeeping by Omega



**Event 42**  
**23 JUN 2024 - 10:10**

**Women's 4 x 100m Medley Relay**

**Heats**

### Results Summary

Event Number 42

Rank	Heat	Lane	NAT / Name	R.T.	50m	100m	Time	Time Behind
10	1	7	<b>ARM - Armenia</b>				<b>4:27.12</b>	22.82 R
			MUSAYELYAN Diana	0.64	32.37	1:07.25		
			MANUCHARYAN Varsenik	0.38	35.58	1:15.98	2:23.23	
			KARAPETYAN Yeva	0.42	30.49	1:05.72	3:28.95	
			POGHOSYAN Ani	0.26	27.80	58.17		
	2	5	<b>GBR - Great Britain</b>				<b>DNS</b>	
	2	4	<b>FIN - Finland</b>				<b>DSQ</b>	
			TEIJONSALO Fanny	0.53	29.65	1:01.58		
			METSAKONKOLA Kiia	-0.09				
			HAKKARAINEN Ada					
			TENZER Leonie-Sarah Josephine					

**Legend:**

<b>CR</b>	Championship Record	<b>DNS</b>	Did Not Start	<b>DSQ</b>	Disqualified	<b>ER</b>	European Record
<b>Q</b>	Qualified for next phase	<b>R</b>	Reserve	<b>R.T.</b>	Reaction Time	<b>WR</b>	World Record

Official Timekeeping by Omega





Event 43  
23 JUN 2024 - 10:22

Men's 4 x 100m Medley Relay

Heats

## Results Summary

Event Number 43

	Record	Splits			NAT (Relay)	Location	Date
<b>WR</b>	3:26.78	52.31	1:50.80	2:39.83	USA - United States of America	Tokyo (JPN)	1 AUG 2021
<b>ER</b>	3:27.51	53.63	1:50.16	2:40.43	GBR - Great Britain	Tokyo (JPN)	1 AUG 2021
<b>=ER</b>	3:27.51	51.93	1:49.40	2:40.03	ITA - Italy	Budapest (HUN)	25 JUN 2022
<b>CR</b>	3:28.46	52.82	1:50.54	2:41.29	ITA - Italy	Rome (ITA)	17 AUG 2022

Rank	Heat	Lane	NAT / Name	R.T.	50m	100m	Time	Time Behind
1	1	7	<b>UKR - Ukraine</b>				<b>3:34.35</b>	<b>Q</b>
			ZHELTIKOV Oleksandr	0.57	26.53	53.94		
			LISOVETS Volodymyr	0.16	27.63	59.83	1:53.77	
			KOVALOV Arsenii	0.18	23.85	51.88	2:45.65	
			LINNYK Illia	0.33	23.27	48.70		
2	2	5	<b>AUT - Austria</b>				<b>3:35.13</b>	0.78 <b>Q</b>
			REITSHAMMER Bernhard	0.67	26.27	54.83		
			BAYER Valentin	0.29	27.63	1:00.04	1:54.87	
			BUCHER Simon	0.24	24.05	51.52	2:46.39	
			GIGLER Heiko	0.41	23.12	48.74		
3	1	6	<b>HUN - Hungary</b>				<b>3:35.73</b>	1.38 <b>Q</b>
			JASZO Adam	0.68	26.10	54.15		
			SOS Daniel	0.33	28.55	1:00.74	1:54.89	
			KOS Hubert	0.40	24.04	51.97	2:46.86	
			MESZAROS Daniel	0.30	23.15	48.87		
4	2	1	<b>POL - Poland</b>				<b>3:35.93</b>	1.58 <b>Q</b>
			STOKOWSKI Kacper	0.58	25.79	54.96		
			KALUSOWSKI Jan	0.32	28.06	1:00.03	1:54.99	
			JASKIEWICZ Adrian	0.24	23.85	51.69	2:46.68	
			DUDYS Dominik	0.18	23.29	49.25		
5	1	5	<b>DEN - Denmark</b>				<b>3:36.38</b>	2.03 <b>Q</b>
			PEDERSEN Robert E. Falborg	0.58	27.19	56.25		
			ELSGAARD Elias	0.04	27.85	1:00.02	1:56.27	
			PUGGAARD Casper	0.15	23.71	51.62	2:47.89	
			LENTZ Frederik Riedel	0.13	23.04	48.49		
6	1	3	<b>GER - Germany</b>				<b>3:36.95</b>	2.60 <b>Q</b>
			JAHN Cornelius	0.64	26.71	55.45		
			DE GEUS Noel	0.27	27.87	1:00.21	1:55.66	
			KAMMANN Bjorn	0.33	24.13	52.49	2:48.15	
			VARJASI Peter	0.29	23.15	48.80		
7	2	2	<b>SRB - Serbia</b>				<b>3:38.55</b>	4.20 <b>Q</b>
			KOVACEVIC Ognjen	0.75	26.68	55.67		
			ZIVANOVIC Uros	0.21	28.32	1:02.04	1:57.71	
			MATIC Djurdje	0.16	24.00	52.23	2:49.94	
			ACIN Nikola	0.26	22.69	48.61		
8	1	2	<b>ISR - Israel</b>				<b>3:38.76</b>	4.41 <b>Q</b>
			GERCHIK David	0.62	26.22	55.05		
			PITSHUGIN Kristian	0.20	27.79	1:00.50	1:55.55	
			GLIVINSKIY Alexey	0.30	24.75	53.44	2:48.99	
			KARTAVI Martin	0.44	23.84	49.77		

Official Timekeeping by Omega



Event 43  
23 JUN 2024 - 10:22

Men's 4 x 100m Medley Relay

Heats

## Results Summary

Event Number 43

Rank	Heat	Lane	NAT / Name	R.T.	50m	100m	Time	Time Behind
9	1	1	<b>GRE - Greece</b>				<b>3:39.99</b>	5.64 R
			SISKOS Apostolos	0.58	26.91	55.32		
			ASPOUGALIS Arkadios Georgios	0.21	28.59	1:02.24	1:57.56	
			KOUGKOULOS Anastasios	0.45	24.39	53.20	2:50.76	
10	2	3	<b>SUI - Switzerland</b>				<b>3:40.74</b>	6.39 R
			BOLLIN Thierry	0.61	26.33	54.48		
			GARTMANN Gian-Luca	0.28	28.28	1:01.61	1:56.09	
			TOSCAN Marius	0.36	25.59	55.10	2:51.19	
11	2	7	<b>GBR - Great Britain</b>				<b>3:40.88</b>	6.53
			SKERRY Jack	0.59	26.90	55.60		
			WARD Matthew	0.30	30.28	1:04.60	2:00.20	
			GAMMON Joshua	0.36	24.05	52.27	2:52.47	
12	2	8	<b>SWE - Sweden</b>				<b>3:41.04</b>	6.69
			TORNQVIST Samuel	0.60	27.11	55.58		
			KAHL Linus	0.20	28.84	1:02.02	1:57.60	
			LOVGREN Albin	0.44	24.25	53.87	2:51.47	
13	2	6	<b>LUX - Luxembourg</b>				<b>3:41.40</b>	7.05
			FABIANI Remi Noel Claude	0.59	27.01	55.65		
			KEMP Finn Murray Moses	0.51	29.24	1:02.24	1:57.89	
			REISEN BRAGA SOARES CARNEIRO Joao M	0.36	25.80	55.01	2:52.90	
14	2	4	<b>LAT - Latvia</b>				<b>3:44.88</b>	10.53
			CURGELIS Valerijs	0.55	27.14	56.36		
			BOBROVS Daniils	0.57	28.96	1:02.19	1:58.55	
			KERMANS Ronens	0.29	25.57	55.72	2:54.27	
15	1	4	<b>SLO - Slovenia</b>				<b>3:47.96</b>	13.61
			SENICA PAVLETIC Primož	0.64	27.97	57.60		
			FERS ERZEN Anže	0.29	29.56	1:03.89	2:01.49	
			PUSNIK Jaka	0.20	25.91	56.28	2:57.77	
			BOSKAN Saso	0.17	23.60	50.19		

**Legend:**

=	Equal record	<b>CR</b>	Championship Record	<b>ER</b>	European Record	<b>Q</b>	Qualified for next phase
<b>R</b>	Reserve	<b>R.T.</b>	Reaction Time	<b>WR</b>	World Record		

Official Timekeeping by Omega



## Results

### Event Number 33

	Record	Splits			Name	NAT Code	Location	Date	
WR	14:31.02	55.80	1:54.31	3:51.50	7:45.45	SUN Yang	CHN	London (GBR)	4 AUG 2012
ER	14:32.80	55.57	1:53.67	3:51.04	7:44.19	PALTRINIERI Gregorio	ITA	Budapest (HUN)	25 JUN 2022
CR	14:34.04	56.72	1:55.05	3:52.02	7:46.24	PALTRINIERI Gregorio	ITA	London (GBR)	18 MAY 2016

Rank	Lane	Name	NAT Code	R.T.	Time	Time Behind
<b>1</b>	<b>5</b>	<b>TUNCELLI Kuzey</b>	<b>TUR</b>	<b>0.69</b>	<b>14:55.64</b>	
	50m (1) 27.57	100m (1) 57.06 29.49	150m (1) 1:27.16 30.10	200m (1) 1:57.31 30.15	250m (1) 2:27.77 30.46	300m (2) 2:58.32 30.55
	450m (4) 4:29.55 30.37	500m (4) 5:00.00 30.45	550m (4) 5:30.35 30.35	600m (4) 6:00.67 30.32	650m (4) 6:31.08 30.41	700m (4) 7:01.23 30.15
	850m (4) 8:32.50 30.59	900m (3) 9:02.86 30.36	950m (1) 9:33.03 30.17	1000m (1) 10:03.03 30.00	1050m (1) 10:33.16 30.13	1100m (1) 11:03.03 29.87
	1250m (1) 12:29.70 29.34	1300m (1) 12:59.21 29.51	1350m (1) 13:28.65 29.44	1400m (1) 13:58.59 29.94	1450m (1) 14:27.60 29.01	1500m (1) 14:55.64 28.04
<b>2</b>	<b>4</b>	<b>ROMANCHUK Mykhailo</b>	<b>UKR</b>	<b>0.72</b>	<b>15:00.99</b>	<b>5.35</b>
	50m (5) 28.09	100m (5) 58.00 29.91	150m (5) 1:27.89 29.89	200m (3) 1:57.85 29.96	250m (3) 2:28.09 30.24	300m (3) 2:58.40 30.31
	450m (2) 4:29.47 30.39	500m (2) 4:59.79 30.32	550m (2) 5:30.15 30.36	600m (2) 6:00.38 30.23	650m (2) 6:30.67 30.29	700m (2) 7:00.99 30.32
	850m (=1) 8:32.35 30.54	900m (1) 9:02.74 30.39	950m (2) 9:33.24 30.50	1000m (2) 10:03.40 30.16	1050m (2) 10:33.48 30.08	1100m (2) 11:03.51 30.03
	1250m (2) 12:33.19 30.10	1300m (2) 13:03.00 29.81	1350m (2) 13:33.07 30.07	1400m (2) 14:02.76 29.69	1450m (2) 14:32.35 29.59	1500m (2) 15:00.99 28.64
<b>3</b>	<b>3</b>	<b>SARKANY Zalan</b>	<b>HUN</b>	<b>0.67</b>	<b>15:06.67</b>	<b>11.03</b>
	50m (3) 27.70	100m (4) 57.78 30.08	150m (3) 1:27.71 29.93	200m (4) 1:57.92 30.21	250m (4) 2:28.11 30.19	300m (4) 2:58.58 30.47
	450m (3) 4:29.53 30.30	500m (3) 4:59.86 30.33	550m (3) 5:30.25 30.39	600m (3) 6:00.57 30.32	650m (3) 6:30.88 30.31	700m (3) 7:01.16 30.28
	850m (3) 8:32.36 30.46	900m (2) 9:02.84 30.48	950m (3) 9:33.30 30.46	1000m (3) 10:03.60 30.30	1050m (3) 10:33.91 30.31	1100m (3) 11:04.12 30.21
	1250m (3) 12:34.98 30.28	1300m (3) 13:05.59 30.61	1350m (3) 13:35.86 30.27	1400m (3) 14:06.35 30.49	1450m (3) 14:36.65 30.30	1500m (3) 15:06.67 30.02
<b>4</b>	<b>6</b>	<b>WIFFEN Nathan</b>	<b>IRL</b>	<b>0.68</b>	<b>15:10.64</b>	<b>15.00</b>
	50m (2) 27.59	100m (2) 57.29 29.70	150m (2) 1:27.36 30.07	200m (2) 1:57.73 30.37	250m (2) 2:27.88 30.15	300m (1) 2:57.95 30.07
	450m (1) 4:28.76 30.30	500m (1) 4:59.21 30.45	550m (1) 5:29.67 30.46	600m (1) 6:00.05 30.38	650m (1) 6:30.42 30.37	700m (1) 7:00.69 30.27
	850m (=1) 8:32.35 30.64	900m (4) 9:02.90 30.55	950m (4) 9:34.11 31.21	1000m (4) 10:05.11 31.00	1050m (4) 10:36.32 31.21	1100m (4) 11:07.22 30.90
	1250m (4) 12:40.15 30.83	1300m (4) 13:10.86 30.71	1350m (4) 13:41.31 30.45	1400m (4) 14:12.06 30.75	1450m (4) 14:42.54 30.48	1500m (4) 15:10.64 28.10
<b>5</b>	<b>8</b>	<b>GALICZ Laszlo</b>	<b>HUN</b>	<b>0.73</b>	<b>15:23.48</b>	<b>27.84</b>
	50m (7) 28.61	100m (6) 58.63 30.02	150m (6) 1:29.33 30.70	200m (6) 1:59.94 30.61	250m (6) 2:30.79 30.85	300m (6) 3:01.58 30.79
	450m (6) 4:34.17 30.95	500m (6) 5:04.94 30.77	550m (6) 5:35.84 30.90	600m (6) 6:06.66 30.82	650m (6) 6:37.79 31.13	700m (6) 7:09.02 31.23
	850m (5) 8:42.33 31.17	900m (5) 9:13.31 30.98	950m (5) 9:44.30 30.99	1000m (5) 10:15.11 30.81	1050m (5) 10:45.95 30.84	1100m (5) 11:16.81 30.86
	1250m (5) 12:50.00 31.32	1300m (5) 13:20.91 30.91	1350m (5) 13:52.14 31.23	1400m (5) 14:23.18 31.04	1450m (5) 14:54.23 31.05	1500m (5) 15:23.48 29.25
<b>6</b>	<b>1</b>	<b>KAPALA Bartosz</b>	<b>POL</b>	<b>0.81</b>	<b>15:26.22</b>	<b>30.58</b>
	50m (6) 28.60	100m (7) 59.71 31.11	150m (7) 1:30.96 31.25	200m (7) 2:02.20 31.24	250m (7) 2:33.46 31.26	300m (7) 3:04.81 31.35
	450m (7) 4:38.02 30.96	500m (7) 5:08.93 30.91	550m (7) 5:39.85 30.92	600m (7) 6:10.67 30.82	650m (7) 6:41.57 30.90	700m (7) 7:12.83 31.26
	850m (7) 8:45.75 30.87	900m (7) 9:16.59 30.84	950m (7) 9:47.56 30.97	1000m (7) 10:18.39 30.83	1050m (7) 10:49.52 31.13	1100m (6) 11:20.18 30.66
	1250m (6) 12:53.20 30.79	1300m (6) 13:24.04 30.84	1350m (6) 13:55.10 31.06	1400m (6) 14:26.30 31.20	1450m (6) 14:56.56 30.26	1500m (6) 15:26.22 29.66
<b>7</b>	<b>7</b>	<b>MOGIC Marin</b>	<b>CRO</b>	<b>0.74</b>	<b>15:32.59</b>	<b>36.95</b>
	50m (4) 27.86	100m (3) 57.56 29.70	150m (4) 1:27.72 30.16	200m (5) 1:58.06 30.34	250m (5) 2:28.89 30.83	300m (5) 2:59.54 30.65
	450m (5) 4:32.53 31.23	500m (5) 5:03.37 30.84	550m (5) 5:34.53 31.16	600m (5) 6:05.68 31.15	650m (5) 6:37.12 31.44	700m (5) 7:08.18 31.06
	850m (6) 8:42.78 31.70	900m (6) 9:13.99 31.21	950m (6) 9:45.30 31.31	1000m (6) 10:16.87 31.57	1050m (6) 10:48.66 31.79	1100m (7) 11:20.47 31.81
	1250m (7) 12:56.46 32.08	1300m (7) 13:28.21 31.75	1350m (7) 14:00.12 31.91	1400m (7) 14:31.86 31.74	1450m (7) 15:02.99 31.13	1500m (7) 15:32.59 29.60

Official Timekeeping by Omega

## Results


### Event Number 33

8		2 MISKINIS Dziugas		LTU		0.68		15:44.10		48.46	
50m (8) 28.72	100m (8) 1:00.04	150m (8) 1:31.61	200m (8) 2:03.33	250m (8) 2:35.25	300m (8) 3:06.97	350m (8) 3:38.60	400m (8) 4:10.48				
	31.32	31.57	31.72	31.92	31.72	31.63	31.88				
450m (8) 4:42.14	500m (8) 5:13.92	550m (8) 5:45.53	600m (8) 6:17.14	650m (8) 6:48.76	700m (8) 7:20.49	750m (8) 7:51.99	800m (8) 8:23.69				
31.66	31.78	31.61	31.61	31.62	31.73	31.50	31.70				
850m (8) 8:55.26	900m (8) 9:27.03	950m (8) 9:58.73	1000m (8) 10:30.46	1050m (8) 11:01.98	1100m (8) 11:33.68	1150m (8) 12:05.25	1200m (8) 12:36.83				
31.57	31.77	31.70	31.73	31.52	31.70	31.57	31.58				
1250m (8) 13:08.47	1300m (8) 13:39.95	1350m (8) 14:11.25	1400m (8) 14:42.80	1450m (8) 15:14.16							
31.64	31.48	31.30	31.55	31.36	29.94						

Legend:						
=	Equal rank	CR	Championship Record	ER	European Record	R.T. Reaction Time
WR	World Record					

Official Timekeeping by Omega





## Results

### Event Number 34

	Record	Name	NAT Code	Location	Date
<b>WR</b>	20.91	CIELO FILHO Cesar	BRA	Sao Paulo (BRA)	18 DEC 2009
<b>ER</b>	20.94	BOUSQUET Frederick	FRA	Montpellier (FRA)	26 APR 2009
<b>CR</b>	21.11	PROUD Benjamin	GBR	Glasgow (GBR)	8 AUG 2018

Rank	Lane	Name	NAT Code	R.T.	Time	Time Behind
1	4	GKOLOMEEV Kristian	GRE	0.68	21.72	
2	8	BILAS Stergios Marios	GRE	0.64	21.73	0.01
3	3	BUKHOV Vladyslav	UKR	0.69	21.85	0.13
4	1	LUDWICZAK Piotr	POL	0.65	21.90	0.18
5	5	BARNA Andrej	SRB	0.63	21.93	0.21
6	7	HRIBAR Jere	CRO	0.71	21.99	0.27
7	2	SZABO Szebasztian	HUN	0.62	22.09	0.37
8	6	RYAN Shane	IRL	0.65	22.17	0.45

**Legend:**

<b>CR</b>	Championship Record	<b>ER</b>	European Record	<b>R.T.</b>	Reaction Time	<b>WR</b>	World Record
-----------	---------------------	-----------	-----------------	-------------	---------------	-----------	--------------

Official Timekeeping by Omega



Event 135  
23 JUN 2024 - 18:46

Women's 200m Butterfly

Final

## Results


Event Number 35

	Record	Splits		Name	NAT Code	Location	Date	
<b>WR</b>	2:01.81	27.19	58.08	1:30.20	LIU Zige	CHN	Jinan (CHN)	21 OCT 2009
<b>ER</b>	2:04.27	28.71	1:00.71	1:32.78	HOSSZU Katinka	HUN	Rome (ITA)	29 JUL 2009
<b>CR</b>	2:04.79	28.76	1:00.63	1:32.61	BELMONTE GARCIA Mireia	ESP	Berlin (GER)	24 AUG 2014

Rank	Lane	Name	NAT Code	R.T.	50m	100m	150m	Time	Time Behind
1	4	BACH Helena Rosendahl	DEN	0.76	(3) 29.05	(1) 1:01.10 32.05	(1) 1:34.12 33.02	<b>2:07.88</b> 33.76	
2	6	PUDAR Lana	BIH	0.78	(6) 29.51	(3) 1:01.81 32.30	(2) 1:34.67 32.86	<b>2:08.15</b> 33.48	0.27
3	5	TELEGDY KAPAS Boglarka	HUN	0.66	(8) 29.74	(7) 1:02.33 32.59	(3) 1:35.37 33.04	<b>2:08.22</b> 32.85	0.34
4	3	JAKABOS Zsuzsanna	HUN	0.67	(4) 29.28	(4) 1:02.01 32.73	(4) 1:35.76 33.75	<b>2:10.26</b> 34.50	2.38
5	2	DAMASIOTI Georgia	GRE	0.67	(2) 28.95	(5) 1:02.22 33.27	(5) 1:36.46 34.24	<b>2:10.77</b> 34.31	2.89
6	7	CREVAR Anja	SRB	0.68	(5) 29.47	(6) 1:02.27 32.80	(6) 1:36.70 34.43	<b>2:12.10</b> 35.40	4.22
7	8	GRIEVE Lucy	GBR	0.68	(7) 29.59	(8) 1:02.35 32.76	(8) 1:37.02 34.67	<b>2:12.12</b> 35.10	4.24
8	1	LAHTINEN Laura	FIN	0.71	(1) 28.75	(2) 1:01.77 33.02	(7) 1:36.94 35.17	<b>2:14.03</b> 37.09	6.15

<b>Legend:</b>	<b>CR</b> Championship Record	<b>ER</b> European Record	<b>R.T.</b> Reaction Time	<b>WR</b> World Record
----------------	-------------------------------	---------------------------	---------------------------	------------------------

Official Timekeeping by Omega



## Results


### Event Number 36

	Record	Split	Name	NAT Code	Location	Date
<b>WR</b>	51.60	25.14	CECCON Thomas	ITA	Budapest (HUN)	20 JUN 2022
<b>ER</b>	51.60	25.14	CECCON Thomas	ITA	Budapest (HUN)	20 JUN 2022
<b>CR</b>	52.11	25.43	LACOURT Camille	FRA	Budapest (HUN)	10 AUG 2010

Rank	Lane	Name	NAT Code	R.T.	50m	Time	Time Behind
1	4	<b>CHRISTOU Apostolos</b>	GRE	0.60	(1) 25.39	<b>52.23</b> 26.84	
2	5	<b>MAKRYGIANNIS Evangelos</b>	GRE	0.57	(3) 25.81	<b>52.83</b> 27.02	0.60
3	3	<b>MASIUK Ksawery</b>	POL	0.60	(2) 25.74	<b>53.56</b> 27.82	1.33
4	2	<b>ZHELTIKOV Oleksandr</b>	UKR	0.59	(5) 26.47	<b>53.85</b> 27.38	1.62
5	6	<b>STOKOWSKI Kacper</b>	POL	0.55	(6) 26.58	<b>53.90</b> 27.32	1.67
6	7	<b>JASZO Adam</b>	HUN	0.69	(8) 26.85	<b>54.56</b> 27.71	2.33
7	1	<b>WARD Matthew</b>	GBR	0.61	(7) 26.60	<b>54.93</b> 28.33	2.70
8	8	<b>LAITAROVSKY Michael</b>	ISR	0.54	(4) 25.94	<b>55.23</b> 29.29	3.00

<b>Legend:</b>	<b>CR</b> Championship Record	<b>ER</b> European Record	<b>R.T.</b> Reaction Time	<b>WR</b> World Record
----------------	-------------------------------	---------------------------	---------------------------	------------------------

Official Timekeeping by Omega



## Results

### Event Number 37

	Record	Name	NAT Code	Location	Date
<b>WR</b>	29.16	MEILUTYTE Ruta	LTU	Fukuoka (JPN)	30 JUL 2023
<b>ER</b>	29.16	MEILUTYTE Ruta	LTU	Fukuoka (JPN)	30 JUL 2023
<b>CR</b>	29.30	PILATO Benedetta	ITA	Budapest (HUN)	22 MAY 2021

Rank	Lane	Name	NAT Code	R.T.	Time	Time Behind
1	5	SZTANDERA Dominika	POL	0.60	<b>30.55</b>	
2	4	KIVIRINTA Veera	FIN	0.74	<b>30.65</b>	0.10
3	6	KLINT IPSA Olivia	SWE	0.67	<b>30.90</b>	0.35
4	8	DRASIDOU Maria Thaleia	GRE	0.68	<b>30.95</b>	0.40
5	3	NIKOLOVA Teya	BUL	0.65	<b>30.97</b>	0.42
6	1	HULKKO Ida	FIN	0.65	<b>30.99</b>	0.44
7	7	RODRIGUES Ana	POR	0.67	<b>31.08</b>	0.53
8	2	TABOR Schastine	DEN	0.64	<b>31.48</b>	0.93

**Legend:**

**CR** Championship Record      **ER** European Record      **R.T.** Reaction Time      **WR** World Record

Official Timekeeping by Omega



**Event 138**  
**23 JUN 2024 - 19:07**

**Men's 200m Individual Medley**

**Final**

**Results**

Event Number 38

	<b>Record</b>	<b>Splits</b>		<b>Name</b>	<b>NAT Code</b>	<b>Location</b>	<b>Date</b>	
<b>WR</b>	1:54.00	24.89	53.48	1:26.51	LOCHTE Ryan	USA	Shanghai (CHN)	28 JUL 2011
<b>ER</b>	1:54.82	24.94	53.60	1:26.54	MARCHAND Leon	FRA	Fukuoka (JPN)	27 JUL 2023
<b>CR</b>	1:56.66	25.42	54.86	1:28.53	CSEH Laszlo	HUN	Debrecen (HUN)	23 MAY 2012

<b>Rank</b>	<b>Lane</b>	<b>Name</b>	<b>NAT Code</b>	<b>R.T.</b>	<b>50m</b>	<b>100m</b>	<b>150m</b>	<b>Time</b>	<b>Time Behind</b>
<b>1</b>	<b>5</b>	<b>KOS Hubert</b>	HUN	0.61	(2) 25.01	(1) 54.23 29.22	(4) 1:29.39 35.16	<b>1:57.21</b> 27.82	
<b>2</b>	<b>4</b>	<b>POLONSKY Ron</b>	ISR	0.68	(6) 25.72	(2) 54.44 28.72	(1) 1:28.54 34.10	<b>1:57.36</b> 28.82	0.15
<b>3</b>	<b>3</b>	<b>SAKA Berke</b>	TUR	0.67	(4) 25.59	(4) 55.51 29.92	(2) 1:29.31 33.80	<b>1:58.62</b> 29.31	1.41
<b>4</b>	<b>6</b>	<b>TOROK Dominik</b>	HUN	0.67	(7) 25.76	(=5) 55.80 30.04	(6) 1:30.71 34.91	<b>1:58.89</b> 28.18	1.68
<b>5</b>	<b>2</b>	<b>DESPLANCHES Jeremy</b>	SUI	0.62	(1) 24.91	(3) 54.94 30.03	(3) 1:29.35 34.41	<b>1:59.04</b> 29.69	1.83
<b>6</b>	<b>1</b>	<b>LOPES Gabriel</b>	POR	0.61	(3) 25.34	(7) 55.94 30.60	(5) 1:30.36 34.42	<b>1:59.89</b> 29.53	2.68
<b>7</b>	<b>7</b>	<b>NAUMENKO Vadym</b>	UKR	0.64	(5) 25.63	(=5) 55.80 30.17	(7) 1:31.10 35.30	<b>2:00.47</b> 29.37	3.26
<b>8</b>	<b>8</b>	<b>GIOURTZIDIS Daniil</b>	GRE	0.71	(8) 26.64	(8) 57.55 30.91	(8) 1:32.51 34.96	<b>2:01.31</b> 28.80	4.10

<b>Legend:</b>	<b>=</b> Equal rank	<b>CR</b> Championship Record	<b>ER</b> European Record	<b>R.T.</b> Reaction Time
	<b>WR</b> World Record			

Official Timekeeping by Omega





Event 140  
23 JUN 2024 - 19:14

Women's 400m Freestyle

Final

## Results

### Event Number 40

	Record	Splits		Name	NAT Code	Location	Date	
<b>WR</b>	3:55.38	56.92	1:56.94	2:56.90	TITMUS Ariarne	AUS	Fukuoka (JPN)	23 JUL 2023
<b>ER</b>	3:59.15	58.66	1:59.42	2:59.93	PELLEGRINI Federica	ITA	Rome (ITA)	26 JUL 2009
<b>CR</b>	4:01.53	59.01	1:59.60	3:00.41	PELLEGRINI Federica	ITA	Eindhoven (NED)	24 MAR 2008

Rank	Lane	Name	Splits		NAT Code	R.T.	Time	Time Behind
<b>1</b>	5	<b>KESELY Ajna</b>			HUN	0.71	<b>4:06.56</b>	
50m (=7) 29.72		100m (4) 1:00.79 31.07	150m (4) 1:32.10 31.31	200m (2) 2:03.13 31.03	250m (2) 2:34.44 31.31	300m (2) 3:05.42 30.98	350m (1) 3:36.28 30.86	30.28
<b>2</b>	7	<b>SEEMANOVA Barbora</b>			CZE	0.62	<b>4:06.72</b>	0.16
50m (1) 27.70		100m (1) 57.95 30.25	150m (1) 1:29.33 31.38	200m (1) 2:00.90 31.57	250m (1) 2:32.94 32.04	300m (1) 3:04.74 31.80	350m (2) 3:36.42 31.68	30.30
<b>3</b>	4	<b>MARTINS Francisca</b>			POR	0.65	<b>4:10.94</b>	4.38
50m (2) 28.61		100m (2) 59.48 30.87	150m (2) 1:31.27 31.79	200m (3) 2:03.18 31.91	250m (3) 2:35.27 32.09	300m (3) 3:07.59 32.32	350m (3) 3:39.64 32.05	31.30
<b>4</b>	2	<b>LEWIS Fleur</b>			GBR	0.81	<b>4:13.16</b>	6.60
50m (6) 29.68		100m (5) 1:01.36 31.68	150m (5) 1:33.38 32.02	200m (5) 2:05.77 32.39	250m (5) 2:37.99 32.22	300m (5) 3:10.18 32.19	350m (5) 3:42.16 31.98	31.00
<b>5</b>	6	<b>WERNER Maya</b>			GER	0.71	<b>4:14.24</b>	7.68
50m (3) 28.84		100m (3) 59.71 30.87	150m (3) 1:31.69 31.98	200m (4) 2:03.75 32.06	250m (4) 2:36.09 32.34	300m (4) 3:08.49 32.40	350m (4) 3:41.59 33.10	32.65
<b>6</b>	8	<b>DJAKOVIC Vanna</b>			SUI	0.75	<b>4:15.32</b>	8.76
50m (=7) 29.72		100m (7) 1:01.63 31.91	150m (6) 1:33.70 32.07	200m (6) 2:06.32 32.62	250m (6) 2:38.66 32.34	300m (6) 3:11.45 32.79	350m (6) 3:43.85 32.40	31.47
<b>7</b>	3	<b>ERTAN Deniz</b>			TUR	0.68	<b>4:17.92</b>	11.36
50m (5) 29.47		100m (6) 1:01.62 32.15	150m (7) 1:33.89 32.27	200m (7) 2:06.58 32.69	250m (7) 2:39.51 32.93	300m (7) 3:12.31 32.80	350m (7) 3:45.26 32.95	32.66
<b>8</b>	1	<b>AVDIC Iman</b>			BIH	0.68	<b>4:21.95</b>	15.39
50m (4) 29.44		100m (8) 1:01.67 32.23	150m (8) 1:34.01 32.34	200m (8) 2:07.07 33.06	250m (8) 2:40.52 33.45	300m (8) 3:14.19 33.67	350m (8) 3:48.14 33.95	33.81

#### Legend:

= Equal rank      **CR** Championship Record      **ER** European Record      **R.T.** Reaction Time  
**WR** World Record

Official Timekeeping by Omega



Event 141  
23 JUN 2024 - 19:23

Men's 400m Freestyle

Final

## Results

### Event Number 41

	Record	Splits		Name	NAT Code	Location	Date
<b>WR</b>	3:40.07	54.42	1:51.02	2:47.17	BIEDERMANN Paul	GER Rome (ITA)	26 JUL 2009
<b>ER</b>	3:40.07	54.42	1:51.02	2:47.17	BIEDERMANN Paul	GER Rome (ITA)	26 JUL 2009
<b>CR</b>	3:42.50	53.98	1:50.63	2:47.10	MAERTENS Lukas	GER Rome (ITA)	17 AUG 2022

Rank	Lane	Name	NAT Code	R.T.	Time	Time Behind			
<b>1</b>	4	<b>AUBOECK Felix</b>	AUT	0.74	<b>3:43.24</b>				
		50m (4) 26.27	100m (1) 54.17 27.90	150m (1) 1:22.75 28.58	200m (1) 1:50.95 28.20	250m (1) 2:19.34 28.39	300m (1) 2:47.65 28.31	350m (1) 3:16.08 28.43	27.16
<b>2</b>	2	<b>MARKOS Dimitrios</b>	GRE	0.74	<b>3:47.44</b>	4.20			
		50m (=7) 26.56	100m (8) 55.51 28.95	150m (7) 1:24.62 29.11	200m (6) 1:53.86 29.24	250m (5) 2:22.63 28.77	300m (5) 2:51.69 29.06	350m (=2) 3:20.64 28.95	26.80
<b>3</b>	3	<b>DJAKOVIC Antonio</b>	SUI	0.68	<b>3:47.62</b>	4.38			
		50m (1) 25.68	100m (3) 54.41 28.73	150m (2) 1:23.39 28.98	200m (2) 1:52.57 29.18	250m (3) 2:22.17 29.60	300m (4) 2:51.62 29.45	350m (5) 3:20.80 29.18	26.82
<b>4</b>	7	<b>RAPSYS Danas</b>	LTU	0.65	<b>3:47.87</b>	4.63			
		50m (2) 25.97	100m (2) 54.33 28.36	150m (3) 1:23.55 29.22	200m (3) 1:52.65 29.10	250m (2) 2:21.96 29.31	300m (2) 2:51.31 29.35	350m (4) 3:20.79 29.48	27.08
<b>5</b>	5	<b>SOLOVEYCHIK Bar</b>	ISR	0.64	<b>3:48.47</b>	5.23			
		50m (=7) 26.56	100m (6) 54.99 28.43	150m (4) 1:23.72 28.73	200m (4) 1:52.91 29.19	250m (4) 2:22.25 29.34	300m (3) 2:51.33 29.08	350m (=2) 3:20.64 29.31	27.83
<b>6</b>	6	<b>CHMIELEWSKI Krzysztof</b>	POL	0.63	<b>3:50.24</b>	7.00			
		50m (3) 26.10	100m (4) 54.70 28.60	150m (5) 1:24.02 29.32	200m (5) 1:53.42 29.40	250m (6) 2:22.77 29.35	300m (6) 2:52.17 29.40	350m (6) 3:21.63 29.46	28.61
<b>7</b>	8	<b>GEMOV Ondrej</b>	CZE	0.66	<b>3:51.46</b>	8.22			
		50m (5) 26.34	100m (5) 54.95 28.61	150m (6) 1:24.49 29.54	200m (7) 1:54.10 29.61	250m (7) 2:23.62 29.52	300m (7) 2:53.27 29.65	350m (7) 3:22.68 29.41	28.78
<b>8</b>	1	<b>JOENTVEDT Jon</b>	NOR	0.74	<b>3:53.79</b>	10.55			
		50m (6) 26.51	100m (7) 55.35 28.84	150m (8) 1:25.00 29.65	200m (8) 1:54.96 29.96	250m (8) 2:25.15 30.19	300m (8) 2:55.53 30.38	350m (8) 3:25.83 30.30	27.96

#### Legend:

= Equal rank      **CR** Championship Record      **ER** European Record      **R.T.** Reaction Time  
**WR** World Record

Official Timekeeping by Omega



Event 142  
23 JUN 2024 - 19:46

Women's 4 x 100m Medley Relay

Final

## Results

Event Number 42

	Record	Splits		NAT (Relay)	Location	Date
<b>WR</b>	3:50.40	57.57	2:02.38	2:58.54	USA - United States of America	Gwangju (KOR) 28 JUL 2019
<b>ER</b>	3:53.38	58.96	2:02.99	2:59.98	RUS - Russian Federation	Budapest (HUN) 30 JUL 2017
<b>CR</b>	3:54.01	58.08	2:03.80	3:01.35	GBR - Great Britain	Budapest (HUN) 23 MAY 2021


Rank	Lane	NAT / Name	R.T.	50m	100m	Time	Time Behind
1	5	<b>POL - Poland</b>				<b>3:58.71</b>	
		PISKORSKA Adela	0.59	29.03	1:00.40	(1) 1:00.40	
		SZTANDERA Dominika	0.26	30.74	1:06.07	(1) 2:06.47	
		PEDA Paulina	0.60	27.12	58.15	(1) 3:04.62	
2	4	<b>HUN - Hungary</b>				<b>4:01.50</b>	2.79
		KOMOROCZY Lora	0.56	29.46	1:01.08	(2) 1:01.08	
		BEKESI Eszter	0.37	32.09	1:08.49	(3) 2:09.57	
		UGRAI Panna	0.26	26.97	57.91	(3) 3:07.48	
3	6	<b>DEN - Denmark</b>				<b>4:02.03</b>	3.32
		TABOR Schastine	0.53	30.38	1:01.97	(5) 1:01.97	
		RYBAK-ANDERSEN Clara	0.27	32.18	1:08.04	(4) 2:10.01	
		BACH Helena Rosendahl	0.38	27.27	57.82	(4) 3:07.83	
4	2	<b>SWE - Sweden</b>				<b>4:02.27</b>	3.56
		ROSVALL Hanna	0.64	29.32	1:01.24	(3) 1:01.24	
		KLINT IPSA Olivia	0.35	31.33	1:08.10	(2) 2:09.34	
		JUNEVIK Sara	0.15	25.98	57.39	(2) 3:06.73	
5	3	<b>GRE - Greece</b>				<b>4:05.05</b>	6.34
		DRAKOU Theodora	0.52	29.43	1:02.18	(6) 1:02.18	
		ANGELAKI Chara	0.14	31.81	1:09.29	(6) 2:11.47	
		DAMASIOTI Georgia	0.29	26.88	58.23	(5) 3:09.70	
6	7	<b>ISR - Israel</b>				<b>4:08.47</b>	9.76
		SPITZ Ayla Riley	0.66	29.85	1:01.44	(4) 1:01.44	
		GOLOVATY Daria	0.19	34.02	1:13.81	(8) 2:15.25	
		HAYON Ariel	0.09	26.98	58.54	(8) 3:13.79	
7	1	<b>SLO - Slovenia</b>				<b>4:08.85</b>	10.14
		SEGEL Janja	0.65	30.03	1:03.20	(7) 1:03.20	
		CELIK Tina	0.43	31.99	1:07.88	(5) 2:11.08	
		SEKUTI Hana	0.45	28.45	1:01.55	(6) 3:12.63	
8	8	<b>SVK - Slovakia</b>				<b>4:09.34</b>	10.63
		POTOCKA Tamara	0.56	30.81	1:03.29	(8) 1:03.29	
		PODMANIKOVA Andrea	0.10	32.10	1:09.31	(7) 2:12.60	
		RIPKOVA Zora	0.33	28.65	1:01.18	(7) 3:13.78	
		IVAN Teresa	0.17	26.39	55.56		

Legend:							
<b>CR</b>	Championship Record	<b>ER</b>	European Record	<b>R.T.</b>	Reaction Time	<b>WR</b>	World Record

Official Timekeeping by Omega








Event 133  
23 JUN 2024

Men's 1500m Freestyle

#### Medallists

Medal	Name	NAT
GOLD	TUNCELLI Kuzey	TUR - Türkiye
SILVER	ROMANCHUK Mykhailo	UKR - Ukraine
BRONZE	SARKANY Zalan	HUN - Hungary

Official Timekeeping by Omega




Event 134  
23 JUN 2024

Men's 50m Freestyle

#### Medallists

Medal	Name	NAT
GOLD	GKOLOMEEV Kristian	GRE - Greece
SILVER	BILAS Stergios Marios	GRE - Greece
BRONZE	BUKHOV Vladyslav	UKR - Ukraine

Official Timekeeping by Omega




Event 135  
23 JUN 2024

Women's 200m Butterfly

### Medallists

Medal	Name	NAT
GOLD	BACH Helena Rosendahl	DEN - Denmark
SILVER	PUDAR Lana	BIH - Bosnia and Herzegovina
BRONZE	TELEGDY KAPAS Boglarka	HUN - Hungary

Official Timekeeping by Omega




Event 136  
23 JUN 2024

Men's 100m Backstroke

### Medallists

Medal	Name	NAT
GOLD	CHRISTOU Apostolos	GRE - Greece
SILVER	MAKRYGIANNIS Evangelos	GRE - Greece
BRONZE	MASIUK Ksawery	POL - Poland

Official Timekeeping by Omega




Event 137  
23 JUN 2024

Women's 50m Breaststroke

### Medallists

Medal	Name	NAT
GOLD	SZTANDERA Dominika	POL - Poland
SILVER	KIVIRINTA Veera	FIN - Finland
BRONZE	KLINT IPSA Olivia	SWE - Sweden

Official Timekeeping by Omega




Event 138  
23 JUN 2024

Men's 200m Individual Medley

### Medallists

Medal	Name	NAT
GOLD	KOS Hubert	HUN - Hungary
SILVER	POLONSKY Ron	ISR - Israel
BRONZE	SAKA Berke	TUR - Türkiye

Official Timekeeping by Omega



Event 140  
23 JUN 2024


Women's 400m Freestyle

### Medallists

Medal	Name	NAT
GOLD	KESELY Ajna	HUN - Hungary
SILVER	SEEMANOVA Barbora	CZE - Czechia
BRONZE	MARTINS Francisca	POR - Portugal

Official Timekeeping by Omega






Event 141  
23 JUN 2024

Men's 400m Freestyle

#### Medallists

Medal	Name	NAT
GOLD	AUBOECK Felix	AUT - Austria
SILVER	MARKOS Dimitrios	GRE - Greece
BRONZE	DJAKOVIC Antonio	SUI - Switzerland

Official Timekeeping by Omega



Event 142  
23 JUN 2024

Women's 4 x 100m Medley Relay


### Medallists

Medal	NAT	Name
GOLD	POL - Poland	PISKORSKA Adela SZTANDERA Dominika PEDA Paulina FIEDKIEWICZ Kornelia BERNAT Laura FAMULOK Zuzanna PIOTROWSKA Wiktoria
SILVER	HUN - Hungary	KOMOROCZY Lora BEKESI Eszter UGRAI Panna PADAR Nikolett ABRAHAM Minna
BRONZE	DEN - Denmark	TABOR Schastine RYBAK-ANDERSEN Clara BACH Helena Rosendahl JENSEN Julie Kepp EBBESEN Elisabeth Sabroe

**Note:**

The first four athletes for each NAT competed in the final.

Official Timekeeping by Omega



Event 143  
23 JUN 2024


Men's 4 x 100m Medley Relay

### Medallists

Medal	NAT	Name
GOLD	AUT - Austria	REITSHAMMER Bernhard BAYER Valentin BUCHER Simon GIGLER Heiko
SILVER	POL - Poland	MASIUK Ksawery KALUSOWSKI Jan MAJERSKI Jakub SIERADZKI Kamil  DUDYS Dominik JASKIEWICZ Adrian STOKOWSKI Kacper
BRONZE	UKR - Ukraine	ZHELTIAKOV Oleksandr LISOVETS Volodymyr KOVALOV Arsenii LINNYK Illia

**Note:**  
The first four athletes for each NAT competed in the final.

Official Timekeeping by Omega




### Medallists by Event

As of SUN 23 JUN 2024 at 20:01  
After 43 of 43 Events

Event	Date	Medal	Name	NAT Code
Women's 50m Freestyle	22 JUN 2024	GOLD	SENANSZKY Petra	HUN
		SILVER	DRAKOU Theodora	GRE
		BRONZE	JENSEN Julie Kepp	DEN
Women's 100m Freestyle	18 JUN 2024	GOLD	SEEMANOVA Barbora	CZE
		SILVER	JANICKOVA Barbora	CZE
		BRONZE	PADAR Nikolett	HUN
Women's 200m Freestyle	20 JUN 2024	GOLD	SEEMANOVA Barbora	CZE
		SILVER	ABRAHAM Minna	HUN
		BRONZE	MAIER Nicole	GER
Women's 400m Freestyle	23 JUN 2024	GOLD	KESELY Ajna	HUN
		SILVER	SEEMANOVA Barbora	CZE
		BRONZE	MARTINS Francisca	POR
Women's 800m Freestyle	18 JUN 2024	GOLD	KESELY Ajna	HUN
		SILVER	LEWIS Fleur	GBR
		BRONZE	ERTAN Deniz	TUR
Women's 1500m Freestyle	21 JUN 2024	GOLD	JACKL Vivien	HUN
		SILVER	RIEDER Celine	GER
		BRONZE	LEWIS Fleur	GBR
Women's 50m Backstroke	20 JUN 2024	GOLD	HILL Danielle	IRL
		SILVER	DRAKOU Theodora	GRE
		BRONZE	PISKORSKA Adela	POL
Women's 100m Backstroke	22 JUN 2024	GOLD	PISKORSKA Adela	POL
		SILVER	HILL Danielle	IRL
		BRONZE	VANOTTERDIJK Roos	BEL
Women's 200m Backstroke	18 JUN 2024	GOLD	REBELO Camila	POR
		SILVER	MOLNAR Dora	HUN
		BRONZE	SZABO FELTOTHY Eszter	HUN
Women's 50m Breaststroke	23 JUN 2024	GOLD	SZTANDERA Dominika	POL
		SILVER	KIVIRINTA Veera	FIN
		BRONZE	KLINT IPSA Olivia	SWE
Women's 100m Breaststroke	19 JUN 2024	GOLD	JEFIMOVA Eneli	EST
		SILVER	MAMIE Lisa	SUI
		BRONZE	KLINT IPSA Olivia	SWE
Women's 200m Breaststroke	21 JUN 2024	GOLD	HORSKA Kristyna	CZE
		SILVER	RYBAK-ANDERSEN Clara	DEN
		BRONZE	MAMIE Lisa	SUI
Women's 50m Butterfly	19 JUN 2024	GOLD	JUNEVIK Sara	SWE
		SILVER	VANOTTERDIJK Roos	BEL
		BRONZE	NTOUNTOUNAKI Anna	GRE
Women's 100m Butterfly	21 JUN 2024	GOLD	VANOTTERDIJK Roos	BEL
		SILVER	DAMASIOTI Georgia	GRE
		BRONZE	JUNEVIK Sara	SWE
Women's 200m Butterfly	23 JUN 2024	GOLD	BACH Helena Rosendahl	DEN
		SILVER	PUDAR Lana	BIH
		BRONZE	TELEGDY KAPAS Boglarka	HUN
Women's 200m Individual Medley	22 JUN 2024	GOLD	GORBENKO Anastasia	ISR
		SILVER	POLONSKY Lea	ISR
		BRONZE	SEEMANOVA Barbora	CZE

Official Timekeeping by Omega




### Medallists by Event

As of SUN 23 JUN 2024 at 20:01  
After 43 of 43 Events

Event	Date	Medal	Name	NAT Code
Women's 400m Individual Medley	19 JUN 2024	GOLD	GORBENKO Anastasia	ISR
		SILVER	JACKL Vivien	HUN
		BRONZE	JAKABOS Zsuzsanna	HUN
Women's 4 x 100m Freestyle Relay	19 JUN 2024	GOLD	SENANSZKY Petra ABRAHAM Minna UGRAI Panna PADAR Nikolett JAKABOS Zsuzsanna MOLNAR Dora	HUN
		SILVER	EBBESEN Elisabeth Sabroe BRO Signe JENSEN Julie Kepp TABOR Schastine SORENSEN Karoline	DEN
		BRONZE	FIEDKIEWICZ Kornelia FAMULOK Zuzanna GUSC Wiktoria POLANSKA Aleksandra MAIK Julia	POL
Women's 4 x 200m Freestyle Relay	17 JUN 2024	GOLD	GORBENKO Anastasia GOLOVATY Daria SPITZ Ayla Riley POLONSKY Lea MUREZ Andrea	ISR
		SILVER	ABRAHAM Minna KESELY Ajna MOLNAR Dora PADAR Nikolett JAKABOS Zsuzsanna UGRAI Panna	HUN
		BRONZE	GUVENC Gizem OZDEMIR Ela Naz DONMEZ Ecem BILGIN Zehra Duru	TUR

Official Timekeeping by Omega




### Medallists by Event

As of SUN 23 JUN 2024 at 20:01  
After 43 of 43 Events

Event	Date	Medal	Name	NAT Code
Women's 4 x 100m Medley Relay	23 JUN 2024	GOLD	PISKORSKA Adela SZTANDERA Dominika PEDA Paulina FIEDKIEWICZ Kornelia  BERNAT Laura FAMULOK Zuzanna PIOTROWSKA Wiktoria	POL
		SILVER	KOMOROCZY Lora BEKESI Eszter UGRAI Panna PADAR Nikolett  ABRAHAM Minna	HUN
		BRONZE	TABOR Schastine RYBAK-ANDERSEN Clara BACH Helena Rosendahl JENSEN Julie Kepp  EBBESEN Elisabeth Sabroe	DEN
Men's 50m Freestyle	23 JUN 2024	GOLD	GKOLOMEEV Kristian	GRE
		SILVER	BILAS Stergios Marios	GRE
		BRONZE	BUKHOV Vladyslav	UKR
Men's 100m Freestyle	19 JUN 2024	GOLD	POPOVICI David	ROU
		SILVER	NEMETH Nandor	HUN
		BRONZE	BARNA Andrej	SRB
Men's 200m Freestyle	21 JUN 2024	GOLD	POPOVICI David	ROU
		SILVER	RAPSYS Danas	LTU
		BRONZE	DJAKOVIC Antonio	SUI
Men's 400m Freestyle	23 JUN 2024	GOLD	AUBOECK Felix	AUT
		SILVER	MARKOS Dimitrios	GRE
		BRONZE	DJAKOVIC Antonio	SUI
Men's 800m Freestyle	19 JUN 2024	GOLD	ROMANCHUK Mykhailo	UKR
		SILVER	MARKOS Dimitrios	GRE
		BRONZE	SARKANY Zalan	HUN
Men's 1500m Freestyle	23 JUN 2024	GOLD	TUNCELLI Kuzey	TUR
		SILVER	ROMANCHUK Mykhailo	UKR
		BRONZE	SARKANY Zalan	HUN
Men's 50m Backstroke	21 JUN 2024	GOLD	CHRISTOU Apostolos	GRE
		SILVER	MASIUK Ksawery	POL
		BRONZE	MAKRYGIANNIS Evangelos	GRE
Men's 100m Backstroke	23 JUN 2024	GOLD	CHRISTOU Apostolos	GRE
		SILVER	MAKRYGIANNIS Evangelos	GRE
		BRONZE	MASIUK Ksawery	POL
Men's 200m Backstroke	19 JUN 2024	GOLD	ZHELTIAKOV Oleksandr	UKR
		SILVER	SISKOS Apostolos	GRE
		BRONZE	MITYUKOV Roman	SUI

Official Timekeeping by Omega






### Medallists by Event

As of SUN 23 JUN 2024 at 20:01  
After 43 of 43 Events

Event	Date	Medal	Name	NAT Code
Men's 50m Breaststroke	22 JUN 2024	GOLD	SAKCI Huseyin Emre	TUR
		SILVER	DE GEUS Noel	GER
		BRONZE	PITSHUGIN Kristian	ISR
Men's 100m Breaststroke	18 JUN 2024	GOLD	IMOUDU Melvin Athohame Michael	GER
		SILVER	OGRETIR Berkay Omer	TUR
		BRONZE	SIDLAUSKAS Andrius	LTU
Men's 200m Breaststroke	20 JUN 2024	GOLD	EPITROPOV Lyubomir	BUL
		GOLD	PERSSON Erik	SWE
		BRONZE	KALUSOWSKI Jan	POL
Men's 50m Butterfly	18 JUN 2024	GOLD	BILAS Stergios Marios	GRE
		SILVER	BUCHER Simon	AUT
		BRONZE	GRACIK Daniel	CZE
Men's 100m Butterfly	20 JUN 2024	GOLD	MILAK Kristof	HUN
		SILVER	KOS Hubert	HUN
		BRONZE	MAJERSKI Jakub	POL
Men's 200m Butterfly	22 JUN 2024	GOLD	MILAK Kristof	HUN
		SILVER	CHMIELEWSKI Krzysztof	POL
		BRONZE	CHMIELEWSKI Michal	POL
Men's 200m Individual Medley	23 JUN 2024	GOLD	KOS Hubert	HUN
		SILVER	POLONSKY Ron	ISR
		BRONZE	SAKA Berke	TUR
Men's 400m Individual Medley	17 JUN 2024	GOLD	PAPASTAMOS Apostolos	GRE
		SILVER	HOLLO Balazs	HUN
		BRONZE	ZOMBORI Gabor	HUN
Men's 4 x 100m Freestyle Relay	20 JUN 2024	GOLD	STJEPANOVIC Velimir ACIN Nikola CVETKOV Justin BARNA Andrej	SRB
		SILVER	CHOWANIEC Mateusz DUDYS Dominik MASIUK Ksawery SIERADZKI Kamil KORZENIOWSKI Pawel PISZCZOROWICZ Bartosz	POL
		BRONZE	CHRISTOU Apostolos BILAS Stergios Marios GKOLOMEEV Kristian VAZAIOS Andreas MAKRYGIANNIS Evangelos MELADINIS Odyssefs	GRE

Official Timekeeping by Omega




### Medallists by Event

As of SUN 23 JUN 2024 at 20:01  
 After 43 of 43 Events

Event	Date	Medal	Name	NAT Code
Men's 4 x 200m Freestyle Relay	17 JUN 2024	GOLD	NAVIKONIS Tomas LUKMINAS Tomas TREPOCKA Kristupas RAPSYS Danas JAZDAUSKAS Rokas	LTU
		SILVER	NEMETH Nandor HOLLO Balazs MARTON Richard KOS Hubert KOVACS Attila MAGDA Boldizsar	HUN
		BRONZE	MARKOS Dimitrios ENGLEZAKIS Konstantinos STAMOU Konstantinos Emmanouil VAZAIOS Andreas	GRE
Men's 4 x 100m Medley Relay	23 JUN 2024	GOLD	REITSHAMMER Bernhard BAYER Valentin BUCHER Simon GIGLER Heiko	AUT
		SILVER	MASIUK Ksawery KALUSOWSKI Jan MAJERSKI Jakub SIERADZKI Kamil DUDYS Dominik JASKIEWICZ Adrian STOKOWSKI Kacper	POL
		BRONZE	ZHELTIKOV Oleksandr LISOVETS Volodymyr KOVALOV Arsenii LINNYK Illia	UKR

Official Timekeeping by Omega





### Medallists by Event

As of SUN 23 JUN 2024 at 20:01  
 After 43 of 43 Events

Event	Date	Medal	Name	NAT Code
Mixed 4x100m Freestyle	21 JUN 2024	GOLD	KOS Hubert	M HUN
			SZABO Szebasztian	M
			UGRAI Panna	F
			PADAR Nikolett	F
			ABRAHAM Minna	F
			MAGDA Boldizsar	M
	SZABADOS Bence	M		
	SILVER	POL	CHOWANIEC Mateusz	M
			SIERADZKI Kamil	M
			FAMULOK Zuzanna	F
			FIEDKIEWICZ Kornelia	F
			DUDYS Dominik	M
GUSC Wiktoria			F	
PISZCZOROWICZ Bartosz	M			
POLANSKA Aleksandra	F			
BRONZE	GER	WREDE Martin	M	
		VARJASI Peter	M	
		MAIER Nicole	F	
		JAZY Nina Sandrine	F	
		EIDAM Ole Mats	M	
		KULLMANN Leonie Marlen	F	
WERNER Maya	F			
Mixed 4x200m Freestyle	22 JUN 2024	GOLD	MARTON Richard	M HUN
			HOLLO Balazs	M
			ABRAHAM Minna	F
			PADAR Nikolett	F
			KOVACS Attila	M
			MAGDA Boldizsar	M
	MOLNAR Dora	F		
	SILVER	POL	PISZCZOROWICZ Bartosz	M
			SIERADZKI Kamil	M
			GUSC Wiktoria	F
			FAMULOK Zuzanna	F
			DUDYS Dominik	M
			KNOP Aleksandra	F
	BRONZE	GER	SCHMIDT Danny	M
			PESCHKE Philipp	M
MAIER Nicole			F	
KULLMANN Leonie Marlen	F			
BASCHNITT Jarno	M			

Official Timekeeping by Omega





### Medallists by Event

As of SUN 23 JUN 2024 at 20:01  
 After 43 of 43 Events

Event	Date	Medal	Name	NAT Code	
Mixed 4 x 100m Medley Relay	18 JUN 2024	GOLD	GORBENKO Anastasia	F	ISR
			POLONSKY Ron	M	
			COHEN GROUMI Gal	M	
			MUREZ Andrea	F	
			GLIVINSKIY Alexey	M	
			HAYON Ariel	F	
			ITZHAKI Jonathan	M	
			SPITZ Ayla Riley	F	
		SILVER	WERNER Maya	F	GER
			IMOUDU Melvin Athohame Michael	M	
			ARMBRUSTER Luca Nik	M	
			JAZY Nina Sandrine	F	
			DE GEUS Noel	M	
		BRONZE	KAMMANN Bjorn	M	HUN
			KOS Hubert	M	
BEKESI Eszter	F				
MARTON Richard	M				
SENANSZKY Petra	F				
JASZO Adam	M				

**Note:**  
 The first four athletes for each NAT competed in the final.

**Legend:**  
**F** Female      **M** Male

Official Timekeeping by Omega





## Medal Standings

As of SUN 23 JUN 2024 at 20:01  
After 43 of 43 Events

Rank	NAT	Men				Women				Mixed				Total				Rank by Total
		G	S	B	Tot.	G	S	B	Tot.	G	S	B	Tot.	G	S	B	Tot.	
1	HUN - Hungary	3	4	3	10	5	5	4	14	2		1	3	10	9	8	27	1
2	GRE - Greece	5	5	3	13		3	1	4					5	8	4	17	2
3	ISR - Israel		1	1	2	3	1		4	1			1	4	2	1	7	=4
4	POL - Poland		4	4	8	3		2	5		2		2	3	6	6	15	3
5	CZE - Czechia			1	1	3	2	1	6					3	2	2	7	=4
6	TUR - Türkiye	2	1	1	4			2	2					2	1	3	6	7
7	UKR - Ukraine	2	1	2	5									2	1	2	5	=8
8	AUT - Austria	2	1		3									2	1		3	=12
9	SWE - Sweden	1			1	1		3	4					2		3	5	=8
10	ROU - Romania	2			2									2			2	=15
11	GER - Germany	1	1		2		1	1	2		1	2	3	1	3	3	7	=4
12	DEN - Denmark					1	2	2	5					1	2	2	5	=8
13	BEL - Belgium					1	1	1	3					1	1	1	3	=12
13	LTU - Lithuania	1	1	1	3									1	1	1	3	=12
15	IRL - Ireland					1	1		2					1	1		2	=15
16	POR - Portugal					1		1	2					1		1	2	=15
16	SRB - Serbia	1		1	2									1		1	2	=15
18	BUL - Bulgaria	1			1									1			1	=20
18	EST - Estonia					1			1					1			1	=20
20	SUI - Switzerland			3	3		1	1	2						1	4	5	=8
21	GBR - Great Britain						1	1	2						1	1	2	=15
22	BIH - Bosnia and Herzegovina						1		1						1		1	=20
22	FIN - Finland						1		1						1		1	=20
<b>Total:</b>		<b>21</b>	<b>19</b>	<b>20</b>	<b>60</b>	<b>20</b>	<b>20</b>	<b>20</b>	<b>60</b>	<b>3</b>	<b>3</b>	<b>3</b>	<b>9</b>	<b>44</b>	<b>42</b>	<b>43</b>	<b>129</b>	

**Note:**  
Rank by Total is calculated by the total number of gold, silver and bronze medals.

**Legend:**  
= Equal sign indicates that two or more NATs share the same rank by total      **B** Bronze      **G** Gold      **S** Silver  
**Tot.** Total

Official Timekeeping by Omega



## Overall Rankings by Points

Male  
After 43 of 43 Events

Rank	Name	NAT Code	Event	Phase	Time	Points
1	POPOVICI David	ROU	Men's 100m Freestyle	Final	46.88	998
2	CHRISTOU Apostolos	GRE	Men's 100m Backstroke	Final	52.23	964
3	NEMETH Nandor	HUN	Men's 100m Freestyle	Final	47.49	960
4	AUBOECK Felix	AUT	Men's 400m Freestyle	Final	3:43.24	958
5	BARNA Andrej	SRB	Men's 100m Freestyle	Final	47.66	950
6	MAKRYGIANNIS Evangelos	GRE	Men's 100m Backstroke	Final	52.83	931
7	RAPSYS Danas	LTU	Men's 100m Freestyle	Final	48.04	928
8	POLONSKY Ron	ISR	Men's 200m Individual Medley	Semifinals	1:57.01	924
9	MILAK Kristof	HUN	Men's 100m Butterfly	Final	50.82	921
10	KOS Hubert	HUN	Men's 200m Individual Medley	Final	1:57.21	920
11	TUNCELLI Kuzey	TUR	Men's 1500m Freestyle	Final	14:55.64	919
12	ZHELTIAKOV Oleksandr	UKR	Men's 200m Backstroke	Final	1:55.39	912
12	ROMANCHUK Mykhailo	UKR	Men's 800m Freestyle	Final	7:46.20	912
12	MAJERSKI Jakub	POL	Men's 100m Butterfly	Final	50.98	912
15	SISKOS Apostolos	GRE	Men's 200m Backstroke	Final	1:55.42	911
16	PERSSON Erik	SWE	Men's 200m Breaststroke	Final	2:09.45	910
16	EPITROPOV Lyubomir	BUL	Men's 200m Breaststroke	Final	2:09.45	910
18	HRIBAR Jere	CRO	Men's 100m Freestyle	Final	48.38	908
19	PONTI Noe	SUI	Men's 100m Butterfly	Heats	51.09	906
20	MARKOS Dimitrios	GRE	Men's 400m Freestyle	Final	3:47.44	905
21	PAPASTAMOS Apostolos	GRE	Men's 400m Individual Medley	Final	4:10.83	903
21	IMOUDU MAM	GER	Men's 100m Breaststroke	Final	58.84	903
21	SIERADZKI Kamil	POL	Men's 100m Freestyle	Semifinals	48.48	903
21	MITYUKOV Roman	SUI	Men's 200m Backstroke	Final	1:55.75	903
21	DJAKOVIC Antonio	SUI	Men's 400m Freestyle	Final	3:47.62	903
26	CHOWANIEC Mateusz	POL	Men's 100m Freestyle	Semifinals	48.51	901
27	BILAS Stergios Marios	GRE	Men's 50m Butterfly	Semifinals	23.06	900
28	HOLLO Balazs	HUN	Men's 400m Individual Medley	Final	4:11.51	896
28	MCKEE Anton	ISL	Men's 200m Breaststroke	Semifinals	2:10.14	896
28	BUCHER Simon	AUT	Men's 100m Butterfly	Final	51.28	896
31	KOVACS Benedek	HUN	Men's 200m Backstroke	Final	1:56.13	895
31	KALUSOWSKI Jan	POL	Men's 200m Breaststroke	Final	2:10.20	895
31	SAKCI Huseyin Emre	TUR	Men's 50m Breaststroke	Final	26.92	895
34	ZOMBORI Gabor	HUN	Men's 400m Individual Medley	Final	4:11.70	894
34	SARKANY Zalan	HUN	Men's 800m Freestyle	Final	7:49.29	894
34	DE GEUS Noel	GER	Men's 50m Breaststroke	Final	26.93	894
34	MASIUK Ksawery	POL	Men's 100m Backstroke	Final	53.56	894
38	CHMIELEWSKI Krzysztof	POL	Men's 800m Freestyle	Final	7:49.44	893
38	SOLOVEYCHIK Bar	ISR	Men's 400m Freestyle	Final	3:48.47	893
40	GKOLOMEEV Kristian	GRE	Men's 50m Freestyle	Final	21.72	892
41	GRACIK Daniel	CZE	Men's 100m Butterfly	Final	51.40	890
42	VARJASI Peter	GER	Men's 100m Freestyle	Heats	48.74	888
42	SAKA Berke	TUR	Men's 200m Individual Medley	Semifinals	1:58.56	888
44	RYAN Shane	IRL	Men's 100m Freestyle	Final	48.76	887
45	OGRETIR Berkay Omer	TUR	Men's 100m Breaststroke	Final	59.23	885
45	CHRISTIANSEN Henrik	NOR	Men's 800m Freestyle	Final	7:50.88	885

Official Timekeeping by Omega



## Overall Rankings by Points

Male  
After 43 of 43 Events

Rank	Name	NAT Code	Event	Phase	Time	Points
45	PITSHUGIN Kristian	ISR	Men's 50m Breaststroke	Final	27.02	885
48	SIDLAUSKAS Andrius	LTU	Men's 100m Breaststroke	Final	59.27	883
48	GIGLER Heiko	AUT	Men's 100m Freestyle	Semifinals	48.84	883
48	REITSHAMMER Bernhard	AUT	Men's 50m Breaststroke	Semifinals	27.04	883
51	DALEIDEN CIUFERRI Ralph	LUX	Men's 100m Freestyle	Semifinals	48.85	882
52	MATZERATH Lucas Joachim	GER	Men's 100m Breaststroke	Final	59.33	881
52	TOROK Dominik	HUN	Men's 200m Individual Medley	Final	1:58.89	881
54	JANKOVIC Niko	CRO	Men's 200m Freestyle	Final	1:46.48	879
54	STOKOWSKI Kacper	POL	Men's 100m Backstroke	Semifinals	53.85	879
56	DESPLANCHES Jeremy	SUI	Men's 200m Individual Medley	Final	1:59.04	878
57	BUKHOV Vladyslav	UKR	Men's 50m Freestyle	Final	21.85	876
58	CHERUTI Meiron Amir	ISR	Men's 50m Butterfly	Final	23.28	875
58	WIFFEN Nathan	IRL	Men's 1500m Freestyle	Final	15:10.64	875
60	TELEGDY Adam	HUN	Men's 200m Backstroke	Semifinals	1:57.12	872
61	JASKIEWICZ Adrian	POL	Men's 100m Butterfly	Final	51.77	871
61	ENGLEZAKIS Konstantinos	GRE	Men's 200m Freestyle	Final	1:46.78	871
61	CHMIELEWSKI Michal	POL	Men's 200m Butterfly	Final	1:55.51	871
64	DUDYS Dominik	POL	Men's 100m Freestyle	Heats	49.07	870
64	SZABO Szebasztian	HUN	Men's 50m Butterfly	Final	23.32	870
64	LUDWICZAK Piotr	POL	Men's 50m Freestyle	Final	21.90	870
67	WREDE Martin	GER	Men's 100m Freestyle	Semifinals	49.09	869
67	FABIANI Remi Noel Claude	LUX	Men's 100m Freestyle	Semifinals	49.10	869
69	MILJENIC Nikola	CRO	Men's 50m Butterfly	Semifinals	23.34	868
69	ARMBRUSTER Luca Nik	GER	Men's 100m Butterfly	Semifinals	51.83	868
71	GAMMON Joshua	GBR	Men's 100m Butterfly	Heats Swim-off	51.85	867
72	CORBY Eoin	IRL	Men's 200m Breaststroke	Semifinals	2:11.62	866
73	GERCHIK David	ISR	Men's 200m Backstroke	Final	1:57.53	863
73	GIOURTZIDIS Daniil	GRE	Men's 200m Individual Medley	Semifinals	1:59.71	863
75	COHEN GROUMI Gal	ISR	Men's 100m Butterfly	Heats	51.94	862
75	OVCHINNIKOV Maksym	UKR	Men's 200m Breaststroke	Final	2:11.84	862
77	MILDRED Edward	GBR	Men's 100m Butterfly	Heats Swim-off	51.96	861
78	OZDEN Muhammed Yusuf	TUR	Men's 800m Freestyle	Final	7:55.32	860
78	LAITAROVSKY Michael	ISR	Men's 50m Backstroke	Final	24.76	860
78	JASZO Adam	HUN	Men's 100m Backstroke	Semifinals	54.25	860

Official Timekeeping by Omega

## Overall Rankings by Points

Female  
After 43 of 43 Events

Rank	Name	NAT Code	Event	Phase	Time	Points
1	SEEMANOVA Barbora	CZE	Women's 200m Freestyle	Final	1:55.37	935
2	GORBENKO Anastasia	ISR	Women's 200m Individual Medley	Final	2:09.75	918
3	HILL Danielle	IRL	Women's 50m Backstroke	Semifinals	27.67	914
4	JEFIMOVA Eneli	EST	Women's 100m Breaststroke	Final	1:06.41	900
5	VANOTTERDIJK Roos	BEL	Women's 100m Butterfly	Final	57.47	899
6	DRAKOU Theodora	GRE	Women's 50m Backstroke	Final	27.87	895
7	ABRAHAM Minna	HUN	Women's 200m Freestyle	Final	1:57.22	892
8	MAIER Nicole	GER	Women's 200m Freestyle	Final	1:57.36	889
9	SENANSZKY Petra	HUN	Women's 50m Freestyle	Final	24.56	888
9	POLONSKY Lea	ISR	Women's 200m Individual Medley	Final	2:11.18	888
11	DAMASIOTI Georgia	GRE	Women's 100m Butterfly	Final	57.74	887
12	PISKORSKA Adela	POL	Women's 50m Backstroke	Final	28.00	882
13	KLINT IPSA Olivia	SWE	Women's 100m Breaststroke	Semifinals	1:06.92	880
13	KOMOROCZY Lora	HUN	Women's 50m Backstroke	Final	28.02	880
15	JORUNNARDOTTIR S.	ISL	Women's 200m Freestyle	Final	1:57.85	878
15	HORSKA Kristyna	CZE	Women's 200m Breaststroke	Final	2:23.60	878
17	SCHLOSSHAN Leah	GBR	Women's 200m Individual Medley	Final	2:11.74	877
18	JUNEVIK Sara	SWE	Women's 100m Butterfly	Final	58.06	872
19	MAMIE Lisa	SUI	Women's 100m Breaststroke	Final	1:07.15	871
20	REBELO Camila	POR	Women's 200m Backstroke	Final	2:08.95	870
20	KESELY Ajna	HUN	Women's 400m Freestyle	Final	4:06.56	870
22	PADAR Nikolett	HUN	Women's 100m Freestyle	Semifinals	54.17	869
22	MOLNAR Dora	HUN	Women's 200m Backstroke	Final	2:09.02	869
22	JANICKOVA Barbora	CZE	Women's 100m Freestyle	Final	54.17	869
22	SZTANDERA Dominika	POL	Women's 50m Breaststroke	Final	30.55	869
26	SEGEL Janja	SLO	Women's 200m Freestyle	Semifinals	1:58.30	868
26	PEDA Paulina	POL	Women's 100m Butterfly	Heats	58.14	868
28	KIVIRINTA Veera	FIN	Women's 50m Breaststroke	Heats	30.58	867
29	ANTONIOU Kalia	CYP	Women's 100m Freestyle	Final	54.23	866
30	SZABO FELTOTHY Eszter	HUN	Women's 200m Backstroke	Final	2:09.21	865
30	JACKL Vivien	HUN	Women's 400m Individual Medley	Final	4:38.96	865
32	BACH Helena Rosendahl	DEN	Women's 200m Butterfly	Final	2:07.88	864
33	JENSEN Julie Kepp	DEN	Women's 50m Freestyle	Final	24.79	863
34	MARTINS Francisca	POR	Women's 200m Freestyle	Semifinals	1:58.62	861
34	GOLOVATY Daria	ISR	Women's 200m Freestyle	Final	1:58.62	861
36	NTOUNTOUNAKI Anna	GRE	Women's 100m Butterfly	Final	58.34	860
36	FIEDKIEWICZ Kornelia	POL	Women's 50m Freestyle	Final	24.82	860
38	PUDAR Lana	BIH	Women's 200m Butterfly	Final	2:08.15	858
39	PAVALIC Jana	CRO	Women's 50m Freestyle	Final	24.85	857
39	TELEGDY KAPAS Boglarka	HUN	Women's 200m Butterfly	Final	2:08.22	857
41	MCGILL Holly	GBR	Women's 200m Backstroke	Final	2:09.74	855
42	JAKABOS Zsuzsanna	HUN	Women's 400m Individual Medley	Final	4:40.24	853
43	TEIJONSALO Fanny	FIN	Women's 50m Backstroke	Heats	28.35	850
43	RYBAK-ANDERSEN Clara	DEN	Women's 200m Breaststroke	Final	2:25.20	850
45	BARZELAY Aviv	ISR	Women's 200m Backstroke	Final	2:10.06	848
46	POTOCKA Tamara	SVK	Women's 200m Individual Medley	Final	2:13.39	845

Official Timekeeping by Omega




### Overall Rankings by Points

Female  
 After 43 of 43 Events

Rank	Name	NAT Code	Event	Phase	Time	Points
47	PIOTROWSKA Wiktoria	POL	Women's 100m Butterfly	Semifinals	58.69	844
48	FELSNER Jessica Christina	GER	Women's 50m Freestyle	Semifinals	25.00	842
48	KREUNDL Lena	AUT	Women's 200m Individual Medley	Final	2:13.55	842
50	LEWIS Fleur	GBR	Women's 800m Freestyle	Final	8:33.54	841
50	SEBESTYEN Dalma	HUN	Women's 200m Individual Medley	Semifinals	2:13.57	841
52	HAYON Ariel	ISR	Women's 100m Butterfly	Semifinals	58.78	840
52	AMINA Kajtaz	CRO	Women's 100m Butterfly	Final	58.79	840
52	RODRIGUES Ana	POR	Women's 50m Breaststroke	Heats	30.90	840
55	NIKOLOVA Teya	BUL	Women's 50m Breaststroke	Semifinals	30.91	839
56	RIEDER Celine	GER	Women's 1500m Freestyle	Final	16:15.98	838
57	ERTAN Deniz	TUR	Women's 800m Freestyle	Final	8:34.31	837
58	DRASIDOU Maria Thaleia	GRE	Women's 50m Breaststroke	Final	30.95	836
59	MUREZ Andrea	ISR	Women's 100m Freestyle	Final	54.91	835
59	ROSVALL Hanna	SWE	Women's 100m Backstroke	Heats	1:00.88	835
61	SHARAFUTDINOVA Nika	UKR	Women's 100m Backstroke	Final	1:00.91	833
61	HULKKO Ida	FIN	Women's 50m Breaststroke	Final	30.99	833
63	GUSC Wiktoria	POL	Women's 200m Freestyle	Heats	1:59.97	832
63	MC CARTNEY Ellie	IRL	Women's 200m Individual Medley	Final	2:14.09	832
65	FAMULOK Zuzanna	POL	Women's 200m Freestyle	Heats	2:00.01	831
66	PRISECARIU Aissia-Claudia	ROU	Women's 200m Backstroke	Final	2:11.00	830
66	ROMANJUK Maria	EST	Women's 100m Breaststroke	Final	1:08.22	830
68	BLOMSTERBERG Thea	DEN	Women's 200m Breaststroke	Final	2:26.42	829
68	MIHALYVARI FARKAS	HUN	Women's 1500m Freestyle	Final	16:19.83	829
70	GRIEVE Lucy	GBR	Women's 100m Butterfly	Semifinals	59.07	828
70	CULLEN Lottie	IRL	Women's 100m Backstroke	Final	1:01.03	828
72	BRO Signe	DEN	Women's 100m Freestyle	Semifinals	55.08	827
73	CELIK Tina	SLO	Women's 100m Breaststroke	Heats	1:08.36	825
74	UGRAI Panna	HUN	Women's 100m Freestyle	Heats	55.14	824
75	SPITZ Ayla Riley	ISR	Women's 200m Freestyle	Heats	2:00.41	823
76	IVAN Teresa	SVK	Women's 100m Freestyle	Semifinals	55.18	822
76	FAIN Katja	SLO	Women's 200m Freestyle	Semifinals	2:00.45	822
76	PETKOVA Diana	BUL	Women's 200m Individual Medley	Semifinals	2:14.59	822
79	GOLD Aleksa Merike	EST	Women's 50m Freestyle	Heats	25.23	819
80	MILUTINOVIC Katarina	SRB	Women's 50m Backstroke	Semifinals	28.75	815

Official Timekeeping by Omega





### Multi-Medallists at these Games

As of SUN 23 JUN 2024 at 20:01

Rank	Name	NAT Code	Event	Medals	
				Type	Total
1	GORBENKO Anastasia	ISR	Women's 200m Individual Medley	GOLD	4
			Women's 400m Individual Medley	GOLD	
			Women's 4 x 200m Freestyle Relay	GOLD	
			Mixed 4 x 100m Medley Relay	GOLD	
2	ABRAHAM Minna	HUN	Women's 4 x 100m Freestyle Relay	GOLD	6
			Mixed 4x100m Freestyle	GOLD	
			Mixed 4x200m Freestyle	GOLD	
			Women's 200m Freestyle	SILVER	
			Women's 4 x 200m Freestyle Relay	SILVER	
			Women's 4 x 100m Medley Relay	SILVER	
3	PADAR Nikolett	HUN	Women's 4 x 100m Freestyle Relay	GOLD	6
			Mixed 4x100m Freestyle	GOLD	
			Mixed 4x200m Freestyle	GOLD	
			Women's 4 x 200m Freestyle Relay	SILVER	
			Women's 4 x 100m Medley Relay	SILVER	
			Women's 100m Freestyle	BRONZE	
4	KOS Hubert	HUN	Men's 200m Individual Medley	GOLD	5
			Mixed 4x100m Freestyle	GOLD	
			Men's 100m Butterfly	SILVER	
			Men's 4 x 200m Freestyle Relay	SILVER	
			Mixed 4 x 100m Medley Relay	BRONZE	
5	MOLNAR Dora	HUN	Women's 4 x 100m Freestyle Relay	GOLD	4
			Mixed 4x200m Freestyle	GOLD	
			Women's 200m Backstroke	SILVER	
			Women's 4 x 200m Freestyle Relay	SILVER	
5	UGRAI Panna	HUN	Women's 4 x 100m Freestyle Relay	GOLD	4
			Mixed 4x100m Freestyle	GOLD	
			Women's 4 x 200m Freestyle Relay	SILVER	
			Women's 4 x 100m Medley Relay	SILVER	
7	SEEMANOVA Barbora	CZE	Women's 100m Freestyle	GOLD	4
			Women's 200m Freestyle	GOLD	
			Women's 400m Freestyle	SILVER	
			Women's 200m Individual Medley	BRONZE	
8	MAGDA Boldizsar	HUN	Mixed 4x100m Freestyle	GOLD	3
			Mixed 4x200m Freestyle	GOLD	
			Men's 4 x 200m Freestyle Relay	SILVER	
8	KESELY Ajna	HUN	Women's 400m Freestyle	GOLD	3
			Women's 800m Freestyle	GOLD	
			Women's 4 x 200m Freestyle Relay	SILVER	
10	CHRISTOU Apostolos	GRE	Men's 50m Backstroke	GOLD	3
			Men's 100m Backstroke	GOLD	
			Men's 4 x 100m Freestyle Relay	BRONZE	
10	PISKORSKA Adela	POL	Women's 100m Backstroke	GOLD	3
			Women's 4 x 100m Medley Relay	GOLD	
			Women's 50m Backstroke	BRONZE	

Official Timekeeping by Omega





### Multi-Medallists at these Games

As of SUN 23 JUN 2024 at 20:01

Rank	Name	NAT Code	Event	Medals	
				Type	Total
10	SENANSZKY Petra	HUN	Women's 50m Freestyle	GOLD	3
			Women's 4 x 100m Freestyle Relay	GOLD	
			Mixed 4 x 100m Medley Relay	BRONZE	
13	MILAK Kristof	HUN	Men's 100m Butterfly	GOLD	2
			Men's 200m Butterfly	GOLD	
13	POPOVICI David	ROU	Men's 100m Freestyle	GOLD	2
			Men's 200m Freestyle	GOLD	
13	SZTANDERA Dominika	POL	Women's 50m Breaststroke	GOLD	2
			Women's 4 x 100m Medley Relay	GOLD	
13	SPITZ Ayla Riley	ISR	Women's 4 x 200m Freestyle Relay	GOLD	2
			Mixed 4 x 100m Medley Relay	GOLD	
13	MUREZ Andrea	ISR	Women's 4 x 200m Freestyle Relay	GOLD	2
			Mixed 4 x 100m Medley Relay	GOLD	
18	FAMULOK Zuzanna	POL	Women's 4 x 100m Medley Relay	GOLD	4
			Mixed 4x100m Freestyle	SILVER	
			Mixed 4x200m Freestyle	SILVER	
			Women's 4 x 100m Freestyle Relay	BRONZE	
19	HOLLO Balazs	HUN	Mixed 4x200m Freestyle	GOLD	3
			Men's 400m Individual Medley	SILVER	
			Men's 4 x 200m Freestyle Relay	SILVER	
20	BILAS Stergios Marios	GRE	Men's 50m Butterfly	GOLD	3
			Men's 50m Freestyle	SILVER	
			Men's 4 x 100m Freestyle Relay	BRONZE	
20	MARTON Richard	HUN	Mixed 4x200m Freestyle	GOLD	3
			Men's 4 x 200m Freestyle Relay	SILVER	
			Mixed 4 x 100m Medley Relay	BRONZE	
20	VANOTTERDIJK Roos	BEL	Women's 100m Butterfly	GOLD	3
			Women's 50m Butterfly	SILVER	
			Women's 100m Backstroke	BRONZE	
20	JAKABOS Zsuzsanna	HUN	Women's 4 x 100m Freestyle Relay	GOLD	3
			Women's 4 x 200m Freestyle Relay	SILVER	
			Women's 400m Individual Medley	BRONZE	
20	FIEDKIEWICZ Kornelia	POL	Women's 4 x 100m Medley Relay	GOLD	3
			Mixed 4x100m Freestyle	SILVER	
			Women's 4 x 100m Freestyle Relay	BRONZE	
25	IMOUDU Melvin Athohame Michael	GER	Men's 100m Breaststroke	GOLD	2
			Mixed 4 x 100m Medley Relay	SILVER	
25	ROMANCHUK Mykhailo	UKR	Men's 800m Freestyle	GOLD	2
			Men's 1500m Freestyle	SILVER	
25	RAPSYS Danas	LTU	Men's 4 x 200m Freestyle Relay	GOLD	2
			Men's 200m Freestyle	SILVER	

Official Timekeeping by Omega




### Multi-Medallists at these Games

As of SUN 23 JUN 2024 at 20:01

Rank	Name	NAT Code	Event	Medals	
				Type	Total
25	POLONSKY Ron	ISR	Mixed 4 x 100m Medley Relay Men's 200m Individual Medley	GOLD SILVER	2
25	BUCHER Simon	AUT	Men's 4 x 100m Medley Relay Men's 50m Butterfly	GOLD SILVER	2
25	KOVACS Attila	HUN	Mixed 4x200m Freestyle Men's 4 x 200m Freestyle Relay	GOLD SILVER	2
25	HILL Danielle	IRL	Women's 50m Backstroke Women's 100m Backstroke	GOLD SILVER	2
25	POLONSKY Lea	ISR	Women's 4 x 200m Freestyle Relay Women's 200m Individual Medley	GOLD SILVER	2
25	JACKL Vivien	HUN	Women's 1500m Freestyle Women's 400m Individual Medley	GOLD SILVER	2
34	BARNA Andrej	SRB	Men's 4 x 100m Freestyle Relay Men's 100m Freestyle	GOLD BRONZE	2
34	ZHELTIAKOV Oleksandr	UKR	Men's 200m Backstroke Men's 4 x 100m Medley Relay	GOLD BRONZE	2
34	GKOLOMEEV Kristian	GRE	Men's 50m Freestyle Men's 4 x 100m Freestyle Relay	GOLD BRONZE	2
34	JUNEVIK Sara	SWE	Women's 50m Butterfly Women's 100m Butterfly	GOLD BRONZE	2
34	BACH Helena Rosendahl	DEN	Women's 200m Butterfly Women's 4 x 100m Medley Relay	GOLD BRONZE	2
39	DUDYS Dominik	POL	Men's 4 x 100m Freestyle Relay Men's 4 x 100m Medley Relay Mixed 4x100m Freestyle Mixed 4x200m Freestyle	SILVER SILVER SILVER SILVER	4
39	SIERADZKI Kamil	POL	Men's 4 x 100m Freestyle Relay Men's 4 x 100m Medley Relay Mixed 4x100m Freestyle Mixed 4x200m Freestyle	SILVER SILVER SILVER SILVER	4
41	MASIUK Ksawery	POL	Men's 50m Backstroke Men's 4 x 100m Freestyle Relay Men's 4 x 100m Medley Relay Men's 100m Backstroke	SILVER SILVER SILVER BRONZE	4
42	PISZCZOROWICZ Bartosz	POL	Men's 4 x 100m Freestyle Relay Mixed 4x100m Freestyle Mixed 4x200m Freestyle	SILVER SILVER SILVER	3
43	MARKOS Dimitrios	GRE	Men's 400m Freestyle Men's 800m Freestyle Men's 4 x 200m Freestyle Relay	SILVER SILVER BRONZE	3

Official Timekeeping by Omega




### Multi-Medallists at these Games

As of SUN 23 JUN 2024 at 20:01

Rank	Name	NAT Code	Event	Medals	
				Type	Total
43	GUSC Wiktoria	POL	Mixed 4x100m Freestyle	SILVER	3
			Mixed 4x200m Freestyle	SILVER	
			Women's 4 x 100m Freestyle Relay	BRONZE	
45	NEMETH Nandor	HUN	Men's 100m Freestyle	SILVER	2
			Men's 4 x 200m Freestyle Relay	SILVER	
45	CHOWANIEC Mateusz	POL	Men's 4 x 100m Freestyle Relay	SILVER	2
			Mixed 4x100m Freestyle	SILVER	
45	DE GEUS Noel	GER	Men's 50m Breaststroke	SILVER	2
			Mixed 4 x 100m Medley Relay	SILVER	
45	DRAKOU Theodora	GRE	Women's 50m Freestyle	SILVER	2
			Women's 50m Backstroke	SILVER	
49	MAKRYGIANNIS Evangelos	GRE	Men's 100m Backstroke	SILVER	3
			Men's 50m Backstroke	BRONZE	
			Men's 4 x 100m Freestyle Relay	BRONZE	
49	JENSEN Julie Kepp	DEN	Women's 4 x 100m Freestyle Relay	SILVER	3
			Women's 50m Freestyle	BRONZE	
			Women's 4 x 100m Medley Relay	BRONZE	
51	MAJERSKI Jakub	POL	Men's 4 x 100m Medley Relay	SILVER	2
			Men's 100m Butterfly	BRONZE	
51	KALUSOWSKI Jan	POL	Men's 4 x 100m Medley Relay	SILVER	2
			Men's 200m Breaststroke	BRONZE	
51	MAMIE Lisa	SUI	Women's 100m Breaststroke	SILVER	2
			Women's 200m Breaststroke	BRONZE	
51	RYBAK-ANDERSEN Clara	DEN	Women's 200m Breaststroke	SILVER	2
			Women's 4 x 100m Medley Relay	BRONZE	
51	EBBESEN Elisabeth Sabroe	DEN	Women's 4 x 100m Freestyle Relay	SILVER	2
			Women's 4 x 100m Medley Relay	BRONZE	
51	TABOR Schastine	DEN	Women's 4 x 100m Freestyle Relay	SILVER	2
			Women's 4 x 100m Medley Relay	BRONZE	
51	POLANSKA Aleksandra	POL	Mixed 4x100m Freestyle	SILVER	2
			Women's 4 x 100m Freestyle Relay	BRONZE	
51	BEKESI Eszter	HUN	Women's 4 x 100m Medley Relay	SILVER	2
			Mixed 4 x 100m Medley Relay	BRONZE	
51	LEWIS Fleur	GBR	Women's 800m Freestyle	SILVER	2
			Women's 1500m Freestyle	BRONZE	
51	WERNER Maya	GER	Mixed 4 x 100m Medley Relay	SILVER	2
			Mixed 4x100m Freestyle	BRONZE	
51	JAZY Nina Sandrine	GER	Mixed 4 x 100m Medley Relay	SILVER	2
			Mixed 4x100m Freestyle	BRONZE	

Official Timekeeping by Omega



**Multi-Medallists at these Games**

As of SUN 23 JUN 2024 at 20:01

Rank	Name	NAT Code	Event	Medals	
				Type	Total
62	MAIER Nicole	GER	Women's 200m Freestyle	BRONZE	3
			Mixed 4x100m Freestyle	BRONZE	
			Mixed 4x200m Freestyle	BRONZE	
63	SARKANY Zalan	HUN	Men's 800m Freestyle	BRONZE	2
			Men's 1500m Freestyle	BRONZE	
63	DJAKOVIC Antonio	SUI	Men's 200m Freestyle	BRONZE	2
			Men's 400m Freestyle	BRONZE	
63	VAZAIOS Andreas	GRE	Men's 4 x 100m Freestyle Relay	BRONZE	2
			Men's 4 x 200m Freestyle Relay	BRONZE	
63	KLINT IPSA Olivia	SWE	Women's 50m Breaststroke	BRONZE	2
			Women's 100m Breaststroke	BRONZE	
63	KULLMANN Leonie Marlen	GER	Mixed 4x100m Freestyle	BRONZE	2
			Mixed 4x200m Freestyle	BRONZE	

